

City of

DUNEDIN

Florida



FY 2023
CITY OF DUNEDIN, FLORIDA

**PROPOSED OPERATING &
CAPITAL BUDGET**

JUNE 30, 2022

**CITY OF DUNEDIN, FLORIDA
FY 2023 PROPOSED OPERATING & CAPITAL BUDGET**

June 30, 2022

CITY OFFICIALS

Julie Ward Bujalski
Mayor

Deborah Kynes
Vice Mayor

Maureen “Moe” Freaney
Commissioner

John Tornga
Commissioner

Jeff Gow
Commissioner

Jennifer K. Bramley
City Manager

Nikki Day
City Attorney

Rebecca Schlichter
City Clerk

Prepared by:


Ashley Kimpton, Budget Manager
Les Tyler, Director of Finance




Julie Ward Bujalski
Mayor



Deborah Kynes
Vice Mayor



Maureen "Moe" Freaney
Commissioner



John Tornga
Commissioner



Jeff Gow
Commissioner



GOVERNMENT FINANCE OFFICERS ASSOCIATION

*Distinguished
Budget Presentation
Award*

PRESENTED TO

**City of Dunedin
Florida**

For the Fiscal Year Beginning

October 01, 2021

Christopher P. Morill

Executive Director



FY 2023 PROPOSED OPERATING & CAPITAL BUDGET

TABLE OF CONTENTS

Title Page _____	1
City Officials _____	2
Distinguished Budget Presentation Award _____	4
Table of Contents _____	5
Executive Summary _____	9
Transmittal Memo _____	11
Dunedin: At A Glance _____	19
Advisory Boards and Committees _____	20
Community Profile _____	21
Economic Outlook _____	22
Dunedin's History _____	26
The City of Dunedin's Six EPIC! Goals _____	28
Budget Guide and Financial Policies _____	31
Budget Process _____	33
FY 2023 Budget Timeline _____	35
Budget Policies _____	37
Balanced Budget _____	37
Budgetary Level of Control _____	37
Budget Adjustments _____	37
Basis of Accounting _____	37
Basis of Budgeting _____	38
Revenue Estimates _____	38
Expenditure/Expense Appropriations by Category _____	39
Fund Types _____	41
Fund Structure _____	43
Funding Source by Department _____	44
Fund Balance and Reserves _____	45
Debt Policy _____	51
Debt Summary _____	60

Budget Summary	65
Resolution 21-14 FY 2022 Adopted Operating & Capital Budget	67
Citywide Organizational Chart	71
Full-Time Equivalent (FTE) Positions by Department	73
Full-Time Equivalent (FTE) Positions by Fund	74
Personnel Changes Position	75
Impact of Personnel Changes by Fund	75
All Funds Budget Summary	77
FY 2023 Proposed Budget Summary	78
Fund Balances, Schedule of Transfers, Schedule of Grants	79
Summary of FY 2023- FY 2028 Projects in Multiple Funds by EPIC! Goal	80
General Fund	82
Stadium Fund	86
Impact Fees Fund	88
Public Art Fund	90
Building Fund	92
County Gas Tax Fund	94
Penny Fund	96
American Rescue Plan Act (ARPA) Fund	100
Community Redevelopment Agency (CRA) Fund	102
Solid Waste Utility Fund	106
Water/Wastewater Utility Fund	108
Stormwater Utility Fund	112
Marina Fund	116
Golf Operations Fund	118
Fleet Services Fund	120
Facilities Maintenance Fund	122
Risk Safety Fund	124
Health Benefits Fund	126
Information Technology Services Fund	128

Department Budgets

City Commission	133
City Attorney	137
City Clerk	141
City Manager	145
Communications	149
Community Development	153
Economic & Housing DevelopmentousHpou	159
Finance	165

Fire Rescue _____	169
Human Resources & Risk Management _____	175
IT Services _____	181
Law Enforcement _____	187
Library _____	191
Parks & Recreation _____	195
Utilities & City Engineer _____	211
Public Works _____	229
Capital Improvements Plan _____	249
Capital Improvements Plan Overview _____	251
FY 2023 – FY 2028 Capital Improvements Plan By Fund _____	254
FY 2023 – FY 2028 Capital Improvements Plan By Project & Fund _____	256
FY 2023 – FY 2028 CIP Request Forms (sorted by Fund) _____	264
Glossary _____	385
Appendix A: Summary of FY 2023 Initiatives and CIP by EPIC! Goal ____	399
Appendix B: FY 2022 Progress on Initiatives _____	413
Appendix C: FY 2023 Personnel Requests and Updates on Prior Year Requests _____	421



This page intentionally left blank.



EXECUTIVE SUMMARY

*FY 2023 PROPOSED
OPERATING &
CAPITAL BUDGET*



This Page Intentionally Left Blank

June 29, 2022

City of Dunedin
542 Main Street
Dunedin, FL 34698

Honorable Mayor and City Commissioners,

The General Fund is the main operating fund for the City and includes the principal governmental activities of the City that are not supported by dedicated revenues.

Property Tax revenue remains strong in FY 2022 and FY 2023. While our City continues to expend some funds in response to the COVID-19 pandemic, the federal stimulus “American Rescue Plan Act” (ARPA) and FEMA funds have mitigated the financial impact.

The FY 2023 Proposed Operating and Capital Budget for the City of Dunedin has been adjusted to assist in delivering a balanced FY 2023 budget. Some Business Plan initiatives and projects have been delayed or cost reduced in FY 2023 to reach that goal. This budget has been prepared in accordance with all applicable City, State, and Federal requirements and accounting standards. Net expenditures (“net” includes depreciation and removes capital and debt principal payments) for FY 2023 total \$113,010,959 including \$36,864,936 in the General Fund. The FY 2023 budget is aligned with the Strategic Plan and the Municipal Business Plan. Staff is proposing that the millage rate for FY 2023 remain the same at 4.1345 mills.

BUDGET HIGHLIGHTS

Property Taxes and Millage Rate

On June 1, 2022, the Pinellas County Property Appraiser provided estimated municipal gross taxable values to cities under its jurisdiction. The City of Dunedin and its downtown tax increment financing district (Community Redevelopment District) exceeded growth rates seen in most other municipalities, as well as the County as a whole.

The millage rate for FY 2023 remains at 4.1345 mills, the same rate as adopted in FY 2016 through FY 2022.

NAME	FY 2022 Est. Total Taxable Value	FY 2023 Est. Total Taxable Value	% Change in Total Taxable Value
Dunedin TIF District	\$ 206,376,810	\$ 234,897,535	13.82%
City of Dunedin	\$ 3,313,983,607	\$ 3,720,983,896	12.28%
Pinellas County	\$ 97,961,436,488	\$ 109,923,501,887	12.21%

All Funds Revenues

Total citywide revenues for FY 2023 are projected at \$105,660,360, a \$215,019 and less than 1% decrease from the FY 2022 budget as explained below.

Property taxes are projected to increase \$1,718,180 or 12% in all funds; and a projected increase of \$1,007,100 or 11% in other taxes such as local utility tax and revenue sharing. Charges for services increased by \$4,583,304 compared to FY 2022 due to increases in the utility user fees for Water/Sewer, Solid Waste, Stormwater funds, and the Health Fund internal service allocation in FY 2023 over FY 2022.

Revenue from Debt Proceeds has decreased by \$15.4 million or 90% from FY 2022, due to debt proceeds for the Water/Sewer State Revolving loan program in FY 2022 totaling \$16.0 million that are not included in FY 2023 Budget. The FY 2023 Budget does include debt proceeds for the Wastewater State Revolving loan program but the amount significantly less than FY 2022.

ALL FUNDS - REVENUE				
REVENUE SOURCE	FY 2022 BUDGET	FY 2023 BUDGET	% CHANGE	\$ CHANGE
Property Taxes	14,035,404	15,753,584	12%	\$ 1,718,180
Other Taxes	9,545,100	10,552,200	11%	1,007,100
Licenses, Permits, Fees	4,527,650	4,475,250	-1%	(52,400)
Intergovernmental	18,407,424	15,977,518	-13%	(2,429,906)
Charges for Services	50,284,917	54,868,221	9%	4,583,304
Fines	322,850	271,600	-16%	(51,250)
Miscellaneous	3,303,076	3,201,619	-3%	(101,457)
Debt Proceeds	17,072,200	1,695,292	-90%	(15,376,908)
Transfers In	1,053,920	560,368	-47%	(493,552)
Revenue Subtotal	\$ 118,552,541	\$ 107,355,652	-9%	\$ (11,196,889)
Elimination of Debt Proceeds	(13,107,200)	(1,695,292)	-87%	11,411,908
TOTAL REVENUES	\$ 105,445,341	\$ 105,660,360	0%	\$ 215,019

Revenue in enterprise funds will increase due to the following programmed rate increases for Stormwater and Solid Waste, and estimated increases for Water/Sewer in FY 2023:

- Stormwater – Increase in equivalent residential unit (ERU) rate of 1.5%;
- Solid Waste – Increase in residential & commercial rates of 4.0%; and
- Water / Wastewater – Increase in unit charge of 6.0%

General Fund Revenues

General Fund revenues for FY 2023 are projected to increase \$3,319,671 or 10%, over FY 2022 budget revenues. Property tax revenue in the General Fund is projected to increase \$1,489,004 or 12%, over FY 2022 budget. Other taxes, including utility, communications and business taxes, are projected to increase by \$175,100, or 4%, compared to FY 2022. Intergovernmental have increased by \$954,000 or 18% compared to FY 2022 due mainly to increase in ARPA Federal Funding budgeted in FY 2023 of \$1.0 million more than FY 2022.

GENERAL FUND - REVENUE					
REVENUE SOURCE	FY 2022 BUDGET	FY 2023 BUDGET	% CHANGE	\$ CHANGE	
Property Taxes	\$ 12,492,647	\$ 13,981,651	12%	\$	1,489,004
Other Taxes	4,907,100	5,082,200	4%		175,100
Licenses, Permits, Fees	2,856,200	2,944,075	3%		87,875
Intergovernmental	5,173,673	6,127,673	18%		954,000
Charges for Services	6,189,528	6,984,535	13%		795,007
Fines	145,350	119,100	-18%		(26,250)
Miscellaneous	597,116	442,051	-26%		(155,065)
Transfers In	28,400	28,400	0%		-
TOTAL REVENUES	\$ 32,390,014	\$ 35,709,685	10%	\$	3,319,671

All Funds Expenses

Total citywide expenditures of \$113,010,959 reflect a \$2,074,971 or 2%, increase in spending compared to the FY 2022 budget. Wages for FY 2023 are projected to increase \$2,084,772 over FY 2022 budget due to a 4.0% cost of living increase in FY 2023, and a 4.0% increase in wages for the anticipated results of the Organizational Study which will be evaluating all salary ranges city-wide. Benefits are projected to increase by \$1,000,480, or 12% over FY 2022 budget due primarily to increase in health cost of 10% in the FY 2023 Proposed Budget.

ALL FUNDS - EXPENSES					
EXPENSES	FY 2022 BUDGET	FY 2023 BUDGET	% CHANGE	\$ CHANGE	
Personnel					
<i>Wages</i>	\$ 21,785,278	\$ 23,870,050	10%	\$	2,084,772
<i>Benefits</i>	8,489,820	9,490,300	12%		1,000,480
Operating	43,829,069	48,623,681	11%		4,794,612
Capital	39,364,609	24,602,568	-38%		(14,762,041)
Other					
<i>Principal, Interest, & Debt Issuance</i>	7,318,700	12,061,200	65%		4,742,500
<i>Aid to Org & Economic Incentives</i>	445,500	810,500	82%		365,000
<i>Transfers Out</i>	1,053,920	560,368	-47%		(493,552)
Expense Subtotal	\$ 122,286,896	\$ 120,018,667	-2%	\$	(2,268,229)
Depreciation	9,059,000	9,504,600	5%		445,600
Elimination of Principal Debt Payments	(1,834,500)	(4,378,900)	139%		(2,544,400)
Elimination of Utility Capital	(18,575,408)	(12,133,408)	-35%		6,442,000
TOTAL EXPENSES	\$ 110,935,988	\$ 113,010,959	2%	\$	2,074,971

The \$4.7 million or 11% increase in operating expenses in FY 2023 over FY 2022 can be attributed primarily to the following:

- New Enterprise Fund for Golf Operations will begin in FY 2023, it will be a partial year budget for period July 2023 to September 2023 with operating budget of \$517,000
- Professional services has increased by \$395,975 due primarily to the following; Ready for 100 Energy Study \$100,000; Strategic Planning document \$65,000; Marina Master Plan \$100,000; Land Development Code document \$125,000; and \$45,000 for Beltrees Street Improvement Study
- Other contractual services has increased by \$315,000 due primarily to the following; Law enforcement contract \$208,000; Solid Waste Processing Cost \$162,000; and ARPA Fund Marketing Project \$100,000
- Fuel cost increase from Fleet ISF Fund \$256,400
- Electrical cost increase of \$107,000
- ISF for IT Services increase of \$129,900
- ISF for Building Maintenance increase of \$200,500
- ISF for Property/Liability increase of \$329,500
- Increase in leased parking \$86,000
- Repair & Maintenance increased \$829,900
 - Raw Water Transmission Line Pigging \$200,000
 - Citywide Roof Repair – Hale Center \$270,000
 - Citywide Roof Repair – Library \$350,000

General Fund Expenditures

Expenditures in the General Fund increased \$2,853,840, or 8%, over FY 2022. Wages for FY 2023 are projected to increase \$1,147,706, or 9% increase over FY 2022, due to a 4.0% cost of living increase, and a 4.0% increase in labor for the anticipated results of the Organizational Study which will be evaluating all salary ranges. Benefits are projected to increase by \$705,040 or 15% over FY 2022 budget due primarily to increase in health cost and increase in workers compensation costs in the FY 2023 Proposed Budget. The \$1,670,190 or 11%, increase in operating expenses can be attributed primarily to the following items:

- Repairs and maintenance cost increase of \$270,000 for the Hale Center Roof, and \$350,000 for the Library Roof
- Other contractual services cost increase of \$208,000 for the Law Enforcement contract
- Professional Services contract services increase of \$403,000 due mainly to the following; Ready for 100 Energy Study \$100,000; Strategic Planning document \$65,000; Land Development Code document; and Marina Master Plan \$100,000
- ISF Building Maintenance increase of \$160,300 in FY 2023
- Insurance for liability ISF increase of \$191,200 in FY 2023

GENERAL FUND - EXPENSES					
EXPENSES	FY 2022 BUDGET	FY 2023 BUDGET	% CHANGE	\$ CHANGE	
Personnel					
<i>Wages</i>	\$ 12,223,082	\$ 13,370,788	9%	\$	1,147,706
<i>Benefits</i>	4,683,460	5,388,500	15%		705,040
Operating	15,627,848	17,298,038	11%		1,670,190
Capital	884,600	430,800	-51%		(453,800)
Other	591,810	376,810	-36%		(215,000)
<i>Principal, Interest, & Debt Issuance</i>	-	-			-
<i>Aid to Org & Economic Incentives</i>	296,500	346,500	17%		50,000
<i>Transfers Out</i>	295,310	30,310	-90%		(265,000)
TOTAL EXPENSES	\$ 34,010,800	\$ 36,864,936	8%	\$	2,854,136

Considerations During Budget Development

Staffing Levels

Since FY 2017 the City has been using a merit program for annual employee salary increases. Given the current labor market the City will be budgeting a 4% cost of living increase in FY 2023 and will return to merit based increases in FY 2024. The FY 2023 Budget will also include a 4.0% increase in labor for the anticipated results of the Organizational Study which will be evaluating all salary ranges city-wide. The future year financial projections FY 2024 through FY 2028 include a proposed 3.5% merit increase.

Some changes in personnel will occur in the FY 2023 Budget, which include:

Three new Fire/EMS positions for the Rescue 60 EMS to start in FY 2023. The County will reimburse the department for one additional Paramedic for each shift, for a total of three positions. These positions will be funded by Pinellas County for salaries/benefits and any EMS related items.

One new Administrative Assistant position for the New City Hall; this position will be shared by the Human Resources & Risk Management Department (75%) and Communications Department (25%). Elimination of two part time (1 FTE) Mail Clerks, that were in the City Clerk Department.

FY 2023 PERSONNEL CHANGES				
Department/Division	Personnel Change	Net FTE Change	Fund Impact	Fund
Fire/EMS	Paramedic	3	297,000	General
HR 75% / Communications 25%	Administrative Assistant	1	48,000	General
City Clerk	Mail Clerks (two .5 FTE's)	-1	(35,900)	General
TOTAL		3	\$ 309,100	

During budget development, there were Department requests for an additional two FTEs to meet the service needs and two reclassifications. The City Manager will evaluate these position requests and reclassifications in more detail once the current Organizational Review and Salary Study is completed later this summer or early fall.

FY 2023 UNFUNDED PERSONNEL REQUESTS				
Department/Division	Personnel Change	Net FTE Change	Fund Impact	Fund
Parks & Rec - Parks	Horticultural Technician	1	63,800	General
Water	Administrative Coordinator	0	4,235	Water
Water	Water Maintenance Mechanic	1	71,600	Water
Water	Utility Data Control Coordinator	0	19,765	Water
TOTAL		2	\$ 159,400	

Strategic Plan

The FY 2023 budget is based upon a broad strategic planning process. The FY 2023 planning session was held in March 2022 to build upon the City’s existing strategic priorities in order to prepare the City for the FY 2023 budget process. The initiatives and projects either support or enhance the City’s core services as outlined in the Comprehensive Plan and can only be accomplished after the City’s core services are met.

Business Plan

The Business Plan is the road map for accomplishing the City's **EPIC! Goals**. The Business Plan identifies initiatives which support the **EPIC! Goals**, delineates the funding source and establishes a timeline for accomplishing the task. The Business Plan contains 161 total business plan initiatives, 41 of which are new in FY 2023.

Infrastructure and City Facilities

Preservation and maintenance of existing city facilities will drive major spending in the FY 2023 Proposed Budget with \$733,000 dedicated to Citywide HVAC replacements, exterior facility painting, and roof replacements.

Additional Comments

Overall, the FY 2023 Budget reflects an annual operating plan that moves the City towards achieving many of the priorities of the City Commission in the areas of fiscal sustainability, preservation of infrastructure, conservation, and the arts. I am committed to working with the City Commission to advance the City's initiatives which make Dunedin the most dynamic and delightful City in Pinellas County.

Sincerely,



Jennifer K. Bramley
City Manager



This page intentionally left blank.

DUNEDIN AT A GLANCE

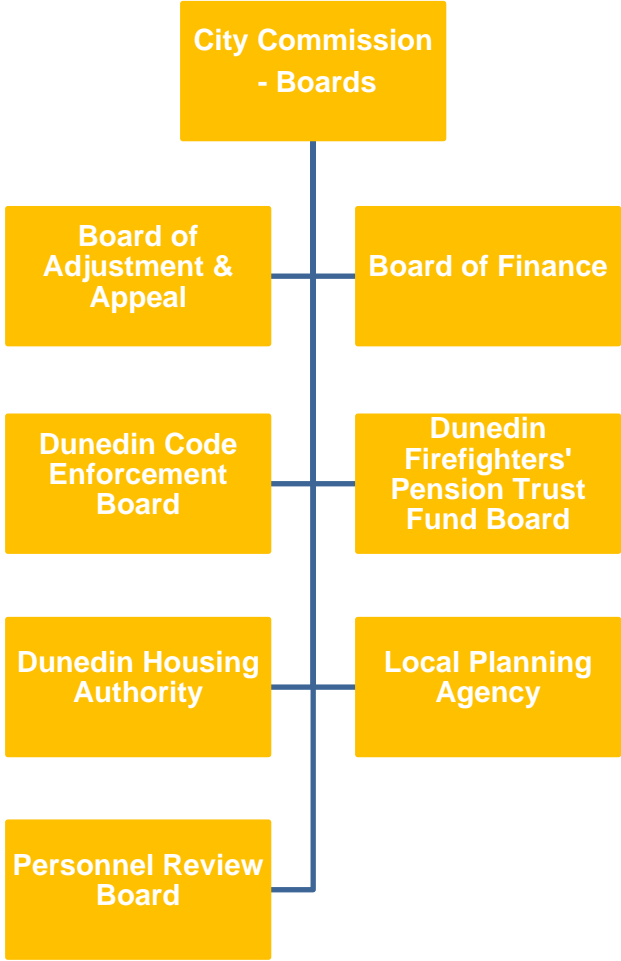
Date of Incorporation	June 1, 1899	
Form of Government	Commission / City Manager	
Property Tax Rate	4.1345 Mills per \$1,000 value	
Local Retail Sales Tax	7.00%	
Area:	28.2 sq. miles	
Land:	10.4 sq. miles	
Water:	17.8 sq. miles	
	County	Dunedin
Population ¹	982,705	37,463
Labor Force ²	501,036	18,599
Employment ²	484,807	18,016
Unemployment ²	16,229	583
Unemployment Rate ²	3.2%	3.1%
Education ¹		
<i>High School or higher</i>	87.4%	88.7%
<i>Bachelors or higher</i>	32.0%	35.0%
Median Household Income ¹	\$54,148	\$52,626
Average Household Size ³	2.18	1.99
Per Capita Income ¹	\$34,978	\$35,968
Sex ¹		
<i>Female:</i>	54.0%	53.9%
<i>Male:</i>	46.0%	46.1%
Racial Composition ¹		
<i>White Alone</i>	79.8%	90.1%
<i>Black Alone</i>	10.9%	3.5%
<i>Two or more Races</i>	2.4%	2.3%
<i>Other</i>	6.5%	4.0%
<i>Hispanic Origin (any race)</i>	10.4%	8.0%
Age ¹		
<i>18 and under</i>	15.8%	12.6%
<i>19-34</i>	18.2%	14.6%
<i>35-44</i>	10.8%	9.3%
<i>45-54</i>	13.0%	11.9%
<i>55-64</i>	16.1%	17.0%
<i>65 and over</i>	26.1%	34.4%

¹Pinellas County Economic Development, (www.pced.org/page/DemoBusiness)

²Bureau of Labor & Statistics, BLS Data Finder 1.1 (www.bls.gov)

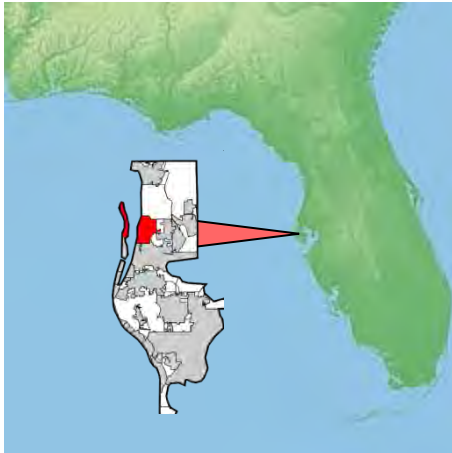
³U.S. Census Bureau, QuickFacts (www.census.gov)

City of Dunedin Advisory Boards & Committees



Community Profile

Located in Pinellas County, Dunedin lies on the west coast of Florida, 25 miles west of Tampa and is bordered on the north by Palm Harbor, on the south and east by Clearwater, and on the west by the Gulf of Mexico. Dunedin enjoys almost four miles of picturesque waterfront overlooking the Gulf of Mexico, St. Joseph's Sound and the barrier islands including Clearwater Beach, Caladesi Island and Honeymoon Island.



"Delightful" Dunedin has a relaxed lifestyle that has lured people for decades from around the world. It offers a unique vibrant art scene, a lively downtown, award-winning restaurants, and waterfront views. It is one of the few open waterfront communities from Sarasota to Cedar Key where buildings do not obscure the view.

Dunedin provides access to Honeymoon Island State Park and St. Joseph's Sound, which provide one-of-a-kind recreational opportunities. Dunedin is also the Spring Training home to the Toronto Blue Jays and hosts 25 festivals annually, offering a variety of dynamic leisure activities every day of the week. Dunedin is recognized as a vibrant Main Street City offering quaint retail stores, art galleries, antique shops, and restaurants. The Fred Marquis Pinellas Trail, a 38-mile recreational trail stretching from north to south Pinellas County, runs through the heart of downtown. Dunedin also has an active merchants association that works with the City to sponsor many events that bring residents and visitors to the area including Mardi Gras, Dunedin Wines the Blues, Arts and Crafts Festivals.



Community Redevelopment District

Dunedin's Community Redevelopment District (CRD), established in 1988, utilizes Tax Increment Financing (TIF), in cooperation with Pinellas County, to revitalize 217 acres of the downtown corridor. The CRD offers a mixture of residential, retail office, and restaurant uses all framed in a nostalgic, quaint setting. With its brick sidewalks, varied landscaping, and decorative lighting, the downtown area is very pedestrian friendly and visitors enjoy strolling along Main Street and visiting the unique collection of shops.



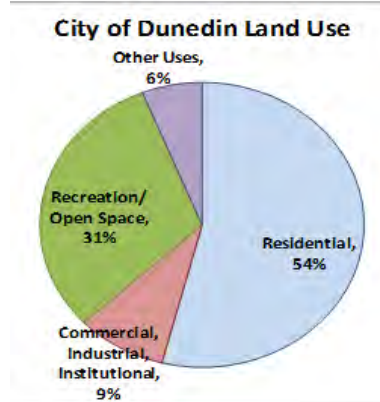


The governing body of the CRD is the Community Redevelopment Agency (CRA). The goal of CRA is varied and encompasses fostering private investment, making public improvements, beautifying areas, providing downtown parking, building the tax base, and creating jobs. This is accomplished by forming partnerships with the many stakeholders found in a downtown: land owners, businesses, merchants, Chamber of Commerce, developers, and investors. Dunedin's CRD is green -

friendly, encompassing six parks, a "clean" marina, and providing access to neighboring communities through the Jolley Trolley bus service.

Local Economy

The economy of Dunedin is primarily dependent upon tourism, services, and retirement living. The retirement population continues to influence the local economy as more than one third (34.1%) of Dunedin's residents are 65 years or older. Dunedin has many retirement homes, condominiums, and apartment complexes that accommodate retirees. The City's main land use is for residential property, with relatively small portions for commercial, industrial and institutional uses.



Large employers include Mease Dunedin Hospital, Mease Manor, Inc. (a retirement facility), the City of Dunedin, the Pinellas County School System (education), and Coca-Cola North America (a beverage manufacturer). The service industry (banking, retail, personal services, etc.) continues to grow to meet the demands of the area's population.

Dunedin and the Tampa Bay metropolitan area will continue to remain attractive to retirees and families relocating to Florida. The FY 2023 Budget includes a 4.1345 millage rate, unchanged since FY 2016. Dunedin continues to offer, low taxes, and access to natural amenities and man-made attractions.



Economic Outlook

After dealing with the COVID-19 virus for more than two years, the United States and much of the world have returned to a semi-normal state as the availability of several vaccines greatly reduced the severity of the infections and hospitalizations. To try to be in front of the evolving virus, pharmaceutical companies are working on new vaccines and antivirals to help reduce initial infections and lessen the severity of future infections. As more acquire some level of immunity due to infection and or vaccinations, the virus is changing from pandemic to endemic. As COVID-19 spread across the U.S. the economy entered a recession, the real GDP fell by 5.1% during the 1st quarter of 2020 and businesses reduced capacity or shut-

down completely. This was followed by the largest decrease ever recorded of 31.2% before recovering 33.8% during the 3rd quarter as businesses re-opened and consumers rushed back to reclaim some sense of a normal lifestyle. This increase reflects a rebound in consumer demand from the COVID-19 shutdowns around the country and availability of government stimulus payments. Consumer spending accounts for 68.0% of the U.S. economy. After the back and forth action during the 2nd and 3rd quarters of 2020, the economy continued to grow at a faster pace than it has seen since the middle of 2014 with 4th quarter 2020 growth of 4.5%, followed by quarters growing at 6.3%, 2.3%, and 6.9% during 2021. In reaction to the Russian invasion of Ukraine early in 2022 and the highest inflation in more than 40 years, the U.S. economy shrank slightly by 1.4% during the 1st quarter of 2022. Exceptionally high gas prices, supply chain issues, and a very tight labor market have all contributed to the slowdown in economic growth.

The national unemployment rate, dropped to a record low 3.5% in February 2020. However, with the arrival of the pandemic, the unemployment rate increased to 14.7% in April 2020, a rate higher than any point dating back to at least 1948. The rate has steadily decreased since May 2020, dropping to 3.6% in April 2022. The Pinellas County’s unemployment rate has tracked with both the state and national rates. For Housing trends, from 2009 through 2021, single family homes in Florida increased by 114.8%, while the median sales price increased by 142.4%. Florida’s single family home market had a year over year increase with the medium prices up 19.8% to \$345,600.

Ad Valorem Revenues and Property Values

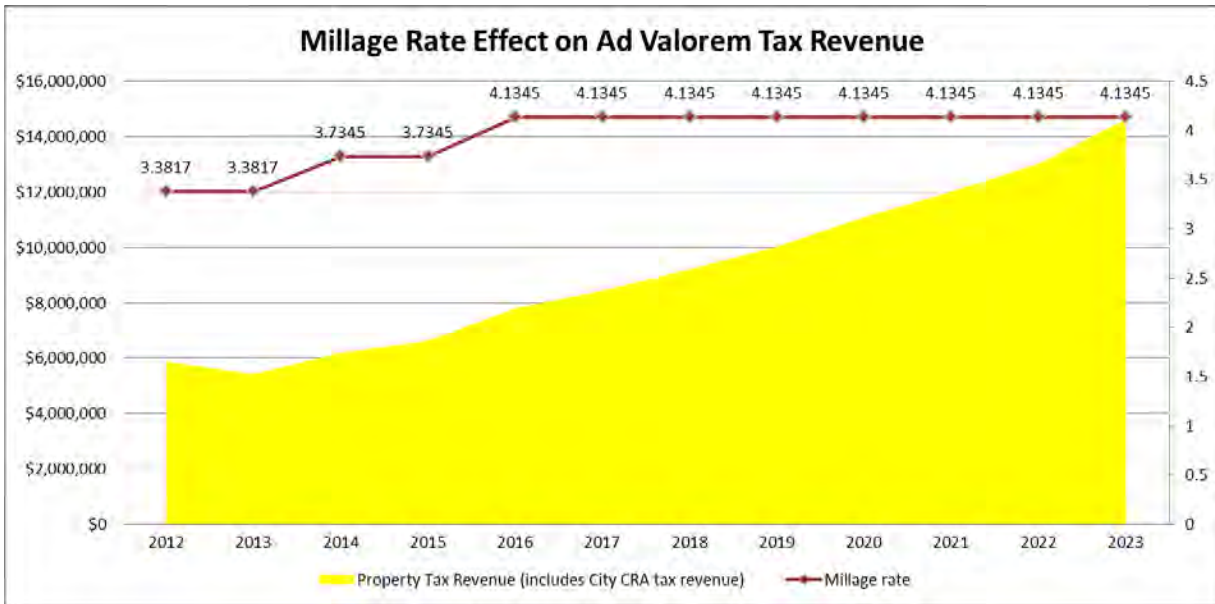
Within Pinellas County, *the most significant factor that has hindered recovery has been property values*. In 2007, the countywide taxable value was just over \$90 billion. Despite the significant loss in value since the great recession, the countywide total taxable value has grown 73% since 2016, with the most significant gains over the past six years.

Tax Year	Pinellas County Total Taxable Value	% Change	City of Dunedin Total Taxable Value	% Change
2016 Final Tax Roll	\$68,171,078,378	7.19%	\$2,147,371,249	7.81%
2017 Final Tax Roll	\$73,503,717,055	7.82%	\$2,344,822,531	9.20%
2018 Final Tax Roll	\$79,376,212,411	7.99%	\$2,551,388,421	8.81%
2019 Final Tax Roll	\$85,468,863,997	7.68%	\$2,823,839,751	10.68%
2020 Final Tax Roll	\$91,725,856,109	7.32%	\$3,057,294,312	8.27%
2021 Final Tax Roll	\$97,961,436,488	6.80%	\$3,313,983,607	8.40%
2022 Est. Tax Roll	\$109,923,501,887	12.21%	\$3,720,983,896	12.28%

Source: Pinellas County Property Appraiser’s office

There are two critical factors that impact the amount of ad valorem tax revenue collected by the City: property value and the tax (millage) rate. The chart on the following page provides a summary of the City’s millage rate and property tax revenue

over the past 10 years. Even though millage rates stayed relatively flat, *property values decreased significantly during the Great Recession (2010-2013) with ad valorem tax revenue following suit.*



FY 2023 will mark the eighth consecutive year of growth in the City's gross taxable value. During FY 2023, the City anticipates gross taxable value to increase by 12.28%, from \$3.314B to \$3.721B. This will generate an additional \$1,118,156 in ad valorem revenues across all funds over FY 2022 budget levels.

Citywide Development

Development activity is continuing throughout the City, with several major residential projects coming onto the tax rolls and boosting ad valorem revenues. The value of new construction remains relatively steady as redevelopment and new construction projects begin, but the City anticipates this to slowly begin tapering off in the next several years.

Fiscal Year	Permits Issued	Construction Value
FY 2019	5,346	\$160,351,000
FY 2020	5,238	\$99,892,000
FY 2021	5,481	\$110,813,918
FY 2022 Estimated	5,000	\$125,000,000
FY 2023 Budgeted	5,000	\$125,000,000

Source: City of Dunedin, Community Development Department.



Dunedin is proud of its many “firsts”

- Dunedin was the first home of the prestigious Professional Golfers Association (PGA).
- Dunedin became the first Purple Heart City in Florida.
- Dunedin Golf Club is listed on the State and National Registry of Historic Places.
- Dunedin is the first City in the State of Florida to attain “platinum status” as a Certified Green City through the Florida Green Building Coalition Local Government Designation program.



The amphibious tractor, the Alligator, assembled in Dunedin and used in World War II, played a decisive role in the Pacific phase of the war.



The first radio signals from Pinellas County were sent from Dunedin.



Frozen orange juice concentrate originated in Dunedin.



The oldest continuous garden club on Florida’s west coast is the Dunedin Garden Club.



The Pram sailboat racer originated in Dunedin.



Dunedin was the first city in Florida to receive the “Trail Town” Designation

History

Dunedin reflects the rich American and Scottish heritage of its founding fathers. This charming town has the distinction of being the oldest town south of Cedar Key. Early in its history, thanks to a dock built to accommodate schooners and sloops and the ingenuity of pioneers from as near as Georgia and as far as Scotland, Dunedin became one of Florida's chief seaport and trading centers. At one time, Dunedin had the largest fleet of sailing vessels in Florida. Early settlers were primarily cotton and citrus growers, and it is hard to envision that most of what is now downtown was once a big cotton field.

The first land deed was recorded in 1852 by Richard L. Garrison, only seven years after Florida became a state. Although it was George L. Jones who put up a sign over his General Store in 1870 that read "Jonesboro," a petition in 1882 by two Scottish merchants, J. O. Douglas and James Somerville officially named the Post Office, then the town itself, Dunedin. The town became incorporated in 1899.

The historic Orange Belt Railroad Depot on Main Street is home to the Dunedin Historical Society and Museum as well as the Orange Belt Quilt Club. The Society works hard to collect area artifacts and preserve buildings that are pertinent to Dunedin's past. Through their efforts, the Douglas home and Andrews Memorial Chapel have been put on the National Register of Historic Sites.

Dunedin's quality of life is linked to an appreciation of its diverse and colorful past, and to the country that helped shape its future, Scotland. In 2014, Dunedin celebrated the 50th anniversary of its sister City relationship with Stirling, Scotland.



Business Planning and Capital Improvements Plan Development

The City of Dunedin's Five **EPIC! Goals** were originally established by City Commission in 2018 at the Strategic Planning Sessions. In 2020, the Commission proposed a Sixth **EPIC! Goal** in order to focus on City Employees and the City as a workplace environment. This additional goal allows the City Employees to be extracted from the fifth and addressed separately. **EPIC! Goals** provide the framework that is used to organize and align the City's Fiscal 2022 initiatives and projects contained within the Business Plan. The initiatives and projects either support or enhance the City's core services as outlined in the Comprehensive Plan and can only be accomplished after the City's core services are met. Maintaining core services is the top priority of the City.

The Business Plan is an important part of the City's annual planning cycle, designed to ensure that both city funds and the efforts of staff and City Commission are allocated effectively and efficiently to the top public priorities. The initiatives included within the Business Plan are the drivers for the 2023 Operating and Capital Budget for the City.

In order to keep the Business Plan relevant and meaningful, the programs and projects contained within the Business Plan will be reported upon quarterly. As business plan development evolves over the coming years, it will be an important piece of the City's performance management program and a record of the City's commitment to continuous improvement.



Strategic Planning Engagement

The City of Dunedin's Six EPIC! Goals

EPIC! Goal #1

Create a vibrant, cultural experience that touches the lives of our community and visitors.

Objectives:

- a. Preserve and promote Dunedin's history & cultural heritage.
- b. Foster and support a variety of events and activities across the city geographically.
- c. Create opportunities for lifelong learning.
- d. Strengthen performing and visual arts.

EPIC! Goal #2

Create a visual sense of place throughout Dunedin.

Objectives:

- a. Complete streets -you can go wherever you want to go in Dunedin on the multi-modes of transportation, i.e. bike routes, bus path, golf cart routes.
- b. Create vibrant neighborhoods throughout the City including south side street names / New reclaimed water.
- c. Identify and enhance commercial corridors according to the theme of the area / Entry way demarcation.
- d. Support and encourage enhancements that promote the Pinellas Trail in Dunedin as a premier recreational asset.

EPIC! Goal #3

Promote Dunedin as The Premier Coastal Community, protecting and improving our natural resources for the enjoyment of all.

Objectives:

- a. Encourage and support implementation of Quality of Life efforts by Pinellas County, and others, along the Dunedin Causeway.
- b. Identify and expand opportunities and programs for responsible public access to the waterfront including facilities for motorized and non-motorized boating activities.
- c. Expand nature education and appreciation through various displays, tours and outreach programs.
- d. Leverage Stormwater Master Plan Update recommendations to implement projects which affect and protect the Coastal Community.

EPIC! Goal #4

Be the statewide model for environmental sustainability stewardship.

Objectives:

- a. Become the model steward for our city's physical and environmental stability.
- b. Support and enhance a clean, healthy environment.
- c. Establish environmental sustainability as an essential and mutually supportive element of livability, affordability and equity.
- d. Preserve, promote and enhance our natural environment.

EPIC! Goal #5

Enhance community relationship strategies that strengthen inclusiveness, respect, transparency and collaborative engagement.

Objectives:

- a. Offer opportunities for community engagement, volunteerism and public-private partnerships.
- b. Make Dunedin a place where people of any generation, cultural and socio-economic background feel welcome.
- c. Seek and maintain public safety by the Fire Department responding to 90% of their emergency fire and EMS calls within 7.5 minutes and for the Pinellas County Sheriff's Office to ensure all Dunedin residents live in safe neighborhoods and reduce crime by promoting partnerships between citizens and law enforcement.
- d. Foster an appreciation for public service and customer service throughout the organization and with its citizens & employees by maintaining or enhancing a 91 %satisfaction rating per the customer survey.
- e. Continue to develop open, two-way communication between the government and citizenry.
- f. Create an atmosphere of civility within the community through communications, transparency and mutual respect.

EPIC! Goal #6

Be a premier employer by fostering a diverse, highly engaged workforce through employee recruitment and attraction, workforce retention, employee development and inclusion initiatives.

Objectives:

- a. Develop and implement workforce initiatives that establish the City as an Employer of Choice.
- b. Celebrate the diversity of all employees and foster a culture of inclusion and belonging.
- c. Encourage employee professional development and provide for effective succession planning and career pathing.

Reporting on Goals and Initiatives

Current fiscal year goals (initiatives and CIP) are included in an Appendix at the end of the document, and are identified by **EPIC! Goal** and by Department. Reporting on previous year goals (initiatives and CIP) is also included as an Appendix and identified by Strategic Priority as well as by Department. The FY 2022 and FY 2021 reports can be found:

- Appendix A: FY 2023 Initiatives and CIP (page 399); and
- Appendix B: FY 2022 Progress on Initiatives (page 413).

The City of Dunedin's SIX EPIC! GOALS

1

Create a vibrant, cultural experience that touches the lives of our community and visitors.

2

Create a visual sense of place throughout Dunedin.

3

Promote Dunedin as The Premier Coastal Community, protecting and improving our natural resources for the enjoyment of all.

4

Be the statewide model for environmental sustainability stewardship.

5

Enhance community relationship strategies that strengthen inclusiveness, respect, transparency and collaborative engagement.

6

Be a premier employer by fostering a diverse, highly engaged workforce through employee recruitment and attraction, workforce retention, employee development and inclusion initiatives.



BUDGET GUIDE & FINANCIAL POLICIES

*FY 2023 PROPOSED
OPERATING &
CAPITAL BUDGET*



This Page Intentionally Left Blank

BUDGET PROCESS

PHASE 1: CAPITAL BUDGET

Identifying and budgeting for capital outlay is the cornerstone of the annual budget cycle. The City of Dunedin's first phase of the budget process begins with Department Directors submitting projects for consideration in the City's Capital Improvement Plan (CIP). The City of Dunedin established a six (6) year CIP in accordance with the "Local Government Comprehensive Planning and Land Development Act" enacted by the Florida Legislature in 1985. Evolving into the comprehensive plan's Capital Improvements Element (CIE), the CIE incorporates both the revenue projections for the next six years as well as planned operating and capital expenditures.

The leadership team, comprised of the City Manager, Deputy City Manager, and Department Directors, reach a consensus on the CIP based on fund availability, project timing, and alignment with City of Dunedin Six EPIC! Goals, and initiatives set forth in the Business Plan and Capital Improvements Plan. This draft Business Plan includes the Capital Improvements Plan and is published in May and presented to City Commission for discussion and refinement. Based on the Commission's direction, the first year of the CIP comprises the City's capital budget for the upcoming fiscal year.

PHASE 2: ANNUAL OPERATING BUDGET

Budget Kickoff

Finance staff coordinates a budget kick-off meeting and training to provide direction to departments on development of their budgets to ensure alignment with City Commission priorities and funding availability for the upcoming fiscal year.

Departmental Budget Preparation

City departments develop their expense budget requests for the upcoming fiscal year.

Budget Review and Adoption

After all department budget requests are received, Department Directors meet with City Administration and Finance staff regarding line item expenditures. Any proposed changes to personnel, facilities, or information technology from departments are submitted with written narratives accompanying the departmental financial request. These are individually reviewed with City management and incorporated into the budget on a case-by-case basis. City Administration directs any changes to the departmental request budgets and inclusion of any personnel, facilities, or information technology requests. Capital Improvement Projects and Initiatives as set forth in the Business Plan are also incorporated into each Department's budget during this process.

Assigned fund balances shall reflect the intended use of resources as set forth in the annual budget (and any amendments thereto). Assigned fund balances may or may

not be appropriated for expenditure in the subsequent year depending on the timing of the project or reserves for which it was assigned.

The Proposed Budget is delivered to the City Commission and Board of Finance in early July. Three budget workshops will be held in FY 2022 with the City Commission to review the Proposed Budget prior to a vote on the maximum millage rate.

Each fund within the Budget Summary section of the budget compares the ending available fund balance, or ending available net position for enterprise and internal service funds, against the target established by the City's Fund Balance and Reserve Policy.

The budget is monitored on a monthly basis to track variances between budgeted and actual year-to-date amounts. Significant variances are flagged, investigated, and corrected if needed. In addition, the budget office monitors Commission agendas for items that may have a fiscal impact. Budget amendment resolutions are taken to the Commission for approval on a quarterly basis.

For budgetary purposes, encumbrances outstanding at year-end are re-appropriated in the subsequent year's budget. These encumbrances are brought to the Commission for approval as part of the budget adjustment process through a budget amendment resolution.

PUBLIC INPUT

Every City Commission budget workshop and hearing is open to the public. During each meeting the City Commission designates time for the public to share their comments regarding the topic in discussion.

In addition, beginning in FY 2019, the City of Dunedin implemented the use of an annual survey to understand citizen and business satisfaction levels with City's current level of services, community needs and priorities, and to gauge the progress the City is making in achieving its sustainability objectives. The results of the survey are incorporated into annual budget and strategic plan.

FY 2023 BUDGET TIMELINE

FEBRUARY	2/7/2022	<ul style="list-style-type: none"> • FY 2023 Budget Kickoff Meeting
	Due to Finance by 2/18	<ul style="list-style-type: none"> • Departments prepare their revenue estimates
	2/7 - 2/18	<ul style="list-style-type: none"> • Finance estimates general revenues
	Due to Finance by 2/25	<ul style="list-style-type: none"> • Departments update and create new CIP & BPI request sheets
MARCH	2/28/2022	<ul style="list-style-type: none"> • Personnel cost estimates due from HR
	Due to HR/Public Svcs/IT by 3/01	<ul style="list-style-type: none"> • Departments prepare Personnel, Public Services, & IT Request Forms
	2/18 - 3/04	<ul style="list-style-type: none"> • Departments enter their operating budgets into Munis
	2/28 - 3/04	<ul style="list-style-type: none"> • Finance estimates debt and utilities
	3/4/2022	<ul style="list-style-type: none"> • Munis Budget Module closes. No more department entries for will be allowed.
	Due to Finance by 3/15	<ul style="list-style-type: none"> • Completed Personnel, Public Services, & IT Request Forms
	Due to Finance by 3/18	<ul style="list-style-type: none"> • Directors of Internal Service Funds prepare ISF charge estimates
	3/21/2022	<ul style="list-style-type: none"> • City Commission Strategic Planning Session
	Due to Finance by 3/25	<ul style="list-style-type: none"> • Departments make changes (if any) to CIP & BPI requests based on Strategic Planning Session
	3/28 - 3/31	<ul style="list-style-type: none"> • Finance preps and sends mid-year update on prior year Business Plan & CIP to depts to update.
	3/31/2022	<ul style="list-style-type: none"> • All entries must be in Munis by this date.
APRIL	4/01 - 4/12	<ul style="list-style-type: none"> • Finance prepares draft long range fund projections for City Manager meetings
	4/13/2022	<ul style="list-style-type: none"> • Finance meets with City Manager's Office to review long range fund projections
	4/14/2022	<ul style="list-style-type: none"> • Finance sends Draft Business Plan BPI & CIP sections to departments for review.
	Due to Finance by 4/14	<ul style="list-style-type: none"> • Departments prepare their mid-year updates on prior year Business Plan & CIP
	4/11 - 4/15	<ul style="list-style-type: none"> • Finance prepares department meeting budget reports and sends to departments for review
	Due to Finance by 4/22	<ul style="list-style-type: none"> • Department comments on Draft Business Plan BPI & CIP sections due
	4/19 - 4/22	<ul style="list-style-type: none"> • City Manager's Office meets with Finance and departments for department budget review
	4/25 - 4/27	<ul style="list-style-type: none"> • Finance makes final adjustments to LRFPS and Munis based on department meeting direction
MAY	4/01 - 4/30	<ul style="list-style-type: none"> • Finance prepares Business Plan narrative pages, org chart, summary tables, etc.
	5/16/2022	<ul style="list-style-type: none"> • Finance prepares and sends draft budget numbers to Board of Finance for review
	5/20/2022	<ul style="list-style-type: none"> • Finance publishes FY 2023 Draft Business Plan and staffing for Workshop #1
MAY	5/31/2022	<ul style="list-style-type: none"> • City Commission Budget Workshop #1: FY 2023 Draft Business Plan & CIP
	JUNE	6/1/2022
06/01 - 06/10		<ul style="list-style-type: none"> • Finance adjusts budget based on Workshop #1 direction
06/01 - 06/06		<ul style="list-style-type: none"> • Finance prepares department budget pages and sends to departments for updates
06/06 - 06/09		<ul style="list-style-type: none"> • Depts. update narrative sections, performance measures, and goals for Proposed Budget
06/10 - 06/15		<ul style="list-style-type: none"> • Finance prepares Draft Proposed Budget
6/15/2022		<ul style="list-style-type: none"> • Finance sends Draft Proposed Budget to departments and Board of Finance to review
Due to Finance by 6/20		<ul style="list-style-type: none"> • Department comments on Draft Proposed Budget due
6/21 - 6/28		<ul style="list-style-type: none"> • Finance makes final changes to Draft Proposed Budget
JULY	6/30/2022	<ul style="list-style-type: none"> • FY 2023 Proposed Budget Published
	7/1/2022	<ul style="list-style-type: none"> • Taxable Values Certified by Pinellas County
	7/8/2022	<ul style="list-style-type: none"> • Finance publishes staffing for Workshop #2
	7/12/2022	<ul style="list-style-type: none"> • City Commission Work Session: Review of Commission budget
	7/14/2022	<ul style="list-style-type: none"> • City Commission Meeting: Estimated Maximum Millage Rate for FY 2023
	7/22/2022	<ul style="list-style-type: none"> • City Commission Budget Workshop #2: FY 2023 Proposed Budget
AUGUST	07/25 - 08/05	<ul style="list-style-type: none"> • Finance adjusts budget based on Workshop #2 direction
	8/5/2022	<ul style="list-style-type: none"> • Finance publishes staffing for Workshop #3
	8/16/2022	<ul style="list-style-type: none"> • City Commission Workshop #3 (9am): FY 2023 Proposed Budget
AUGUST	8/17 - 8/31	<ul style="list-style-type: none"> • Finance adjusts budget based on Workshop #3 direction
	SEPTEMBER	9/15/2022
9/22/2022		<ul style="list-style-type: none"> • Commission Meeting: PH #2 - Final Millage Rate & Final Budget

Last updated June 30, 2022



This page intentionally left blank.

BUDGET POLICIES

Balanced Budget

In accordance with Florida Statute 166.241(2), the City of Dunedin is required to adopt a balanced budget each fiscal year in which estimated revenues and appropriated fund balances are equal or greater than expense appropriations.

Budgetary Level of Control

The budgetary data included herein represents the FY 2023 Proposed Operating and Capital Budget. The legal level of control of the appropriated budget is by fund and activity.

Budget Adjustments

Regular monitoring tracks variances of the annual budget against actual expenses. In accordance with Florida Statute 166.241(4), the City of Dunedin conducts adjustments to the fiscal year's budget through budget transfers and budget amendments.

Budget transfers are originated by Department Directors to adjust appropriations by line item within a fund and a department, with no change in a fund's total revenue or expense appropriation. Budget transfers are used to assist with budgetary controls by preventing budget deficits and ensuring administrative actions produce the desired outcomes.

Budget amendments are resolutions adopted by City Commission to adjust the fiscal year's budget. They increase or decrease total appropriations within a fund or a CIP project's budget. Budget amendment resolutions are taken to the City Commission for approval on a quarterly basis. For budgetary purposes, encumbrances outstanding at year-end are re-appropriated in the subsequent year's budget through a Budget Adjustment.

Basis of Accounting

The basis of accounting refers to the standard used to determine the point in time when assets, liabilities, revenues, and expenses should be measured and recorded in the accounts of an organization.

The City of Dunedin uses a modified accrual method of accounting for all governmental funds, including special revenue and trust funds. Under the modified accrual method, revenues are recognized when they become measurable and available as net current assets. Expenditures are recognized when the related fund liability is incurred, with the exception of principal and interest on long-term debt, which is recognized when it is due.

The City's proprietary funds and non-expendable trust and pension funds are accounted for using the accrual basis of accounting. Both revenues and expenditures are recognized when they are incurred.

Basis of Budgeting

The City budgets governmental funds (General Fund and Special Revenue Funds) using the modified accrual basis of accounting. Under this method, revenues are recognized in the period they become measurable and available to finance expenditures. Expenditures are recorded when they are incurred. Exceptions to the modified accrual basis of accounting for governmental funds include:

- Principal and interest on long-term debt, which is recorded when due;
- Encumbrances, which are treated as expenditures in the year they are encumbered; and
- Grants, which are considered to be revenue when awarded.

The City budgets for proprietary funds (enterprise funds and internal service funds) following the accrual basis of accounting.

Revenue Estimates

Revenues are estimated each year by reviewing historical trends, estimates from the State of Florida, County of Pinellas, regression analysis, and other forecasting methods. The growth assumptions used in long-range fund projections are unique for each fund and updated as needed four times each year with the publication of the Business Plan, Proposed Budget, Tentative Budget, and Adopted Budget.

EXPENDITURE / EXPENSE APPROPRIATIONS BY CATEGORY

Personnel

Within each department's budget pages, personnel expenses are segmented into "wages," which include: salaries, overtime, and special pay to the employee; and "benefits," which include: insurances, taxes, and retirement contributions that are not paid directly to the employee.

Initial personnel cost estimates are first calculated by Human Resources based on the previous year's staffing levels. Incremental adjustments are made throughout the budgeting process as staffing levels are finalized and personnel-associated cost estimates are refined. The FY 2023 Proposed Budget includes:

- Cost of living increase in FY 2023 of 4.0% for employees as well as a 4.0% increase for the estimated financial impact of the Organizational & Compensation Study which will be evaluating all salary ranges wide-wide.
- Increase of 10% in the Health Benefits Fund, which includes medical claims.

Operating

This category includes expenses for programs that are not classified as personnel or capital such as professional and contractual services, operating supplies, utilities, communication services, training, travel and per diem, as well as internal service fees for fleet services (fuel, maintenance and replacement), facilities maintenance (includes custodial services), property insurance, and information technology services. Major non-recurring operating costs (\$25,000 or more) are identified during the CIP process.

Annual operating budgets are first developed by departments. Subsequent adjustments are made by both departments and City Administration, with input by the City Commission. Operating budgets in future years, contained within long range fund projections, assume an annual increase unique to each fund.

Capital

The City defines capital expenses as those with an individual cost of \$5,000 or more and an estimated useful life of more than one year. Budgeted capital expenses are based on estimated costs of each item. Major capital outlay is identified during the CIP process.

The FY 2023 Proposed Budget reflects a clear philosophy in budgeting for capital outlay. In the past, monies were transferred into various capital funds for spending. This approach unintentionally resulted in a reduced level of transparency in how capital projects were funded. It also obscured the total cost for departments to provide services because capital costs were not contained within department budgets. Beginning in FY 2016, capital improvements and outlay were budgeted by the department that will ultimately own the asset being constructed or improved.

Other

Other expenses include principal and interest payments on debt, aid to organizations, and transfers to other funds. These costs are programmed into the budget by the Finance Department based on the debt schedule, City Commission direction, and fund availability.

FUND TYPES

The City of Dunedin annual budget includes the following fund types:

Governmental Funds

Governmental Funds are used to account for the City's general governmental activities. Governmental fund types use the flow of current financial resources measurement focus and the modified accrual basis of accounting. Under the modified accrual basis of accounting, revenues are recognized when susceptible to accrual (i.e., when they are "measurable and available"). "Measurable" means the amount of the transaction can be determined and "available" means collectible within the current period or soon enough thereafter to pay liabilities of the current period. The government considers all revenues available if they are collected within 60 days after year-end.

Expenditures are recorded when the related fund liability is incurred, except un-matured interest on general long-term debt which is recognized when due, and certain compensated absences, claims, and judgments which are recognized when the obligations are expected to be liquidated with expendable, available financial resources.

Property taxes, franchise fees, utility taxes, half-cent sales taxes and communications taxes, licenses and interest associated with the current fiscal period are all considered to be susceptible to accrual, and are recognized as revenues. All other revenue items are considered to be measurable and available only when cash is received.

Governmental Funds include the following fund types:

- The **General Fund** is the City's primary operating fund. It accounts for all financial resources of the general government, except those required to be accounted for in another fund.
- **Special Revenue Funds** account for revenue sources that are legally restricted to expenditure for specific purposes (not including expendable trusts of major capital projects).

Proprietary Funds

Proprietary Funds are accounted for on the flow of economic resources measurement focus and use the accrual basis of accounting. Under this method, revenues are recorded when earned and expenses are recorded at the time liabilities are incurred. Proprietary funds include:

- **Enterprise Funds**, which are used to account for those operations that are financed and operated in a manner similar to private business or where the Commission has decided that the determination of revenues earned, costs incurred, and/or net income is necessary for management accountability.

- **Internal Service Funds**, which are used to finance and account for the operations of City departments that provide services to other City departments. These funds ensure that certain activities are managed in a businesslike manner and promote efficient use of services. This is done by making departments pay the full costs associated with providing the services; and allocate the costs of administrative services across all fund types.

FUND STRUCTURE

The accounts of the City are organized and operated on the basis of funds. A fund is an independent fiscal and accounting entity with a self-balancing set of accounts. Fund accounting segregates funds according to their intended purpose and is used to aid management in demonstrating compliance with finance-related legal and contractual provisions. The minimum number of funds is maintained consistent with legal and managerial requirements.

FY 2023 CITY OF DUNEDIN FUNDS

GENERAL FUND	SPECIAL REVENUE FUNDS	PROPRIETARY FUNDS	FIDUCIARY FUNDS*
	Stadium Fund	Stormwater Fund	Firefighter's Retirement Fund
	Penny Fund	Solid Waste Fund	Defined Contribution Plan Fund
	County Gas Tax Fund	Marina Fund	
	Community Redevelopment Agency (CRA) Fund	Golf Operations Fund	
	Building Fund	Water/Wastewater Fund	
	Impact Fee Fund	Fleet Internal Service Fund	
	Public Art Fund	Facilities Maintenance Internal Service Fund	
	American Rescue Plan Act (ARPA) Fund	IT Services Internal Service Fund	
		Health Benefits Internal Service Fund	
		Risk Safety Internal Service Fund	

* *Fiduciary Funds are not budgeted.*

FUNDING SOURCE BY DEPARTMENT

	General	Stadium	Penny Gas Tax	County Gas Tax	CRA	Building	Impact Fee	Public Art	ARPA	Stormwater	Solid Waste	Marina	Water/WW	Golf Operations	Fleet	Facilities Maint.	IT Services	Health Benefits	Risk Safety
City Attorney	X																		
City Clerk	X																		
City Commission	X																		
City Manager	X	X				X													
Communications	X						X												
Community Development	X			X			X												
Economic & Housing Development	X	X	X				X												
Finance	X						X												
Fire	X	X			X		X												
Human Resources & Risk Management	X						X										X	X	
IT Services							X								X				
Law Enforcement	X					X													
Library	X	X					X												
Parks & Recreation	X	X	X			X	X		X		X								
Public Works	X	X	X			X		X	X	X		X	X						

FUND BALANCE AND RESERVES

Fund Balance is the difference between fund assets and fund liabilities in a governmental or trust fund. The City's Fund Balance and Reserve Policy (Resolution 15-05) outlines the necessary criteria to demonstrate compliance with GASB 54 as well as set forth the policy for fund balance classification and financial statement reporting purposes; however, it does not speak specifically to levels and uses of reserves. For clarification, the definitions below are to provide a context for the City's policy.

- Non-spendable fund balance shall include items that are not expected to be converted to cash such as:
 - (a) Inventory and prepaid items;
 - (b) Items not currently in cash from such long-term amount of loans and notes receivable as well as property acquired for resale; or
 - (c) Items legally or contractually required to be maintained intact such as the corpus (or principal) of a permanent fund.

- Restricted fund balance shall be the amounts that can be spent only for specific purposes stipulated by:
 - (a) External resource providers such as creditors (through bond or debt covenants, grantors, contributors, or laws and regulations of other governments); or
 - (b) Imposed by law through constitutional provisions or enabling legislation.

- Committed fund balance shall be the amounts committed by City Commission action for the following:
 - (a) Major maintenance and repair projects;
 - (b) Meeting future obligations resulting from a natural disaster;
 - (c) Reserve amounts as established for each fund through reserve setting process as established herein; or
 - (d) Amounts set aside for specific projects.

- Assigned fund balance shall be the amounts assigned by the City Commission for the following:
 - (a) Intended for a specific purpose that is more narrow than the general purposes of government;
 - (b) Unspent, previously appropriated balances for ongoing capital improvement projects as approved annually through the budget; or
 - (c) Appropriations of a portion of existing unassigned fund balance to eliminate projected deficits in the subsequent year's budget in an amount no greater than the projected excess of expected expenditures over expected revenues.

Assigned fund balances shall reflect the intended use of resources as set forth in the annual budget (and any amendments thereto). Assigned fund balances may or may not be appropriated for expenditure in the subsequent year depending on the timing of the project or reserves for which it was assigned.

Unassigned fund balance shall represent the fund balance above the policy level in the appropriate funds. Unassigned fund balance may be spent for any lawful purpose, in accordance to the specific criteria outlined within this policy.

RESOLUTION 15-05

A RESOLUTION OF THE CITY OF DUNEDIN, FLORIDA ESTABLISHING A FUND BALANCE AND RESERVE POLICY FOR THE CITY OF DUNEDIN, PROVIDING SEVERABILITY; PROVIDING FOR REPEALER; PROVIDING FOR AN EFFECTIVE DATE.

WHEREAS, the City desires to establish a new Fund Balance and Reserve Policy, and

WHEREAS, such a policy has been prepared and a copy thereof is attached hereto;

NOW, THEREFORE, BE IT RESOLVED BY THE CITY COMMISSION OF THE CITY OF DUNEDIN, FLORIDA, IN SESSION DULY AND REGULARLY ASSEMBLED:


SECTION 1. The City Commission hereby adopts the "City of Dunedin, Florida Fund Balance and Reserve Policy", attached hereto as Exhibit A, and hereby directs the City Manager to implement said Policy.

SECTION 2. If any section, subsection, clause or provision of this resolution is held invalid, the remainder shall not be affected by such validity.

SECTION 3. All resolutions or parts of the resolutions in conflict herewith shall be and hereby are repealed.

SECTION 4. This resolution shall take effect immediately upon adoption.

PASSED AND ADOPTED BY THE CITY COMMISSION OF THE CITY OF DUNEDIN, FLORIDA, THIS 22nd day of January, 2015.


Julie Ward-Bujalski
Mayor

ATTEST:


Denise M. Kirkpatrick
City Clerk

Resolution 15-05

Exhibit A



City of Dunedin, Florida FINANCE DEPARTMENT

FUND BALANCE and RESERVE POLICY

I. PURPOSE

This policy is designed to establish a Fund Balance and Reserve Policy for all funds of the City of Dunedin, Florida.

II. BACKGROUND

The City has previously implemented the Governmental Accounting Standards Board (GASB) Statement No. 54 "*Fund Balance Reporting and Governmental Fund Type Definitions*" effective for periods beginning after June 15, 2010. The current "Fund Balance and Reserve Policy Working Draft" was adopted on March 15, 2012, by Resolution 12-09. The following Resolutions related to Fund Balances were adopted previously: 2011-29, and 01-18.

III. POLICY GOALS AND OBJECTIVES

Goals of the policy are: to set levels of fund balance and reserves in order to mitigate the risk of future revenue shortfalls and unexpected expenditures associated with economic cycles, natural disasters and similar events, to allow for savings for future capital replacement or other items, and to comply with all GASB pronouncements, statements or other mandatory guidance.

IV. MINIMUM FUND BALANCE AND RESERVES

A. Minimum Unassigned General Fund Balance

The General Fund shall maintain, as an Operating Reserve, an amount equal to at least 15 percent of total budgeted operating expenditures of the fund as originally adopted each year.

B. Minimum Solid Waste Fund Reserves

The Solid Waste fund shall maintain, as an Operating Reserve, an amount equal to 15 percent of total budgeted operating expenses of the fund as originally adopted each year.

C. Minimum Water/Wastewater Fund Reserves

The Water/Wastewater fund shall maintain, as an Operating Reserve, an amount equal to 25 percent of total budgeted operating expenses of the fund as originally adopted each year. Additionally, the Water/Wastewater fund shall maintain an initial Capital Reserve of \$1,000,000. (These amounts are put in as placeholders. A rate study will be performed and recommendations from that study will be reviewed.)

D. Minimum Marina Fund Reserves

The Marina fund shall maintain, as an Operating Reserve, an amount equal to 25 percent of the total budgeted operating expenses of the fund as originally adopted each year. Additionally, the cumulative remaining balance, if any, of Part B Capital Revenues shall be reserved as a Capital Reserve.

E. Minimum Stormwater Fund Reserves

The Stormwater fund shall maintain, as an Operating Reserve, an amount equal to 25 percent of the total budgeted operating expenses of the fund as originally adopted each year. Additionally, the Stormwater fund shall maintain a Capital Reserve of \$500,000.

F. Minimum Fund Balance for Special Revenue Funds

Special revenue funds of the City, which include: Stadium Fund, Impact Fee Funds, Penny Fund, County Gas Tax Fund and the CRA (Community Redevelopment Agency) all have revenue sources that are restricted for specific uses. For funds that have operating revenues and expenditures, the fund shall maintain additional fund balance equal to a minimum operating reserve of 15 percent of total budgeted operating expenses of the fund as originally adopted each year.

G. Minimum Unrestricted Net Position – Risk-Safety Fund

The Risk-Safety Fund shall maintain, as a self-insurance and operating reserve, between \$3.5 and \$4.5 million, inclusive of a minimum operating reserve of 15 percent of total budgeted operating expenses of the fund as originally adopted each year.

H. Minimum Unrestricted Net Position – Health & Benefits Fund

The Health & Benefits Fund shall maintain an operating reserve of 15 percent of total budgeted operating expenses of the fund as originally adopted each year. Additionally, the actuarially determined claims liability will be reserved. In years without an actuarial report, 60 days, or one-sixth of claims for the prior year shall be reserved.

I. Minimum Fund Balance or Reserves – Other Funds of the City

Minimum fund balances or reserve balances may be set from time to time, to accommodate circumstances, by amendment to this resolution.

V. REPORTING

Fund Balance and Reserves (Working Capital in Proprietary funds), shall be reported annually in the CAFR (Comprehensive Annual Financial Report), and as part of the Adopted Financial Plan/Budget. Adjustments to Fund Balance or Reserves, shall be included in Budget Amendments during the year.

VI. COMPLIANCE

For each individual fund that fails to meet target fund balance or reserve levels, the City Manager shall propose as part of the annual budget process or at such time as deemed appropriate, a financial plan to return the fund to the target reserve levels.

VII. POLICY ADOPTION AND AMENDMENTS

The policy shall be reviewed from time to time and amended as needed. The Finance Director and the City Manager shall recommend any material changes to the City Commission for approval.

DEBT POLICY

On September 20, 2018, the City Commission adopted Resolution 18-24, revising the City of Dunedin's Debt Management Policy.

The Purpose of the City of Dunedin ("City") debt policy is to establish guidelines to address long-term capital improvement projects and establish parameters governing the issuance, management, continuing evaluation and reporting on all debt obligations issued by the City. The City is committed to strong financial management practices, including maintaining the financial viability of the City and the full and timely repayment of all borrowings.

An important goal of the debt policy is to maximize the City's credit ratings when issued by nationally recognized statistical-rating organizations. By maintaining the highest practicable credit rating, the City can issue its debt at lower interest rates.

Debt service should be evaluated annually to ensure a healthy debt structure. Indicators should include, but not be limited to, the following:

- Net direct debt at a level not to exceed five percent (5%) of the assessed valuation of taxable property within the City unless otherwise directed by the City Commission.
- The City's overall outstanding ratio of annual governmental fund debt service as a percent of total annual governmental fund revenues shall not exceed twenty percent (20%).

The City's revised debt policy can be found on page 54.

RESOLUTION 18-24

A RESOLUTION OF THE CITY COMMISSION OF THE CITY OF DUNEDIN, FLORIDA ESTABLISHING A DEBT MANAGEMENT POLICY FOR THE CITY OF DUNEDIN PROVIDING SEVERABILITY, PROVIDING FOR REPEALER; PROVIDING FOR AN EFFECTIVE DATE.

BE IT RESOLVED BY THE CITY COMMISSION OF THE CITY OF DUNEDIN, FLORIDA, as follows:

SECTION 1. AUTHORITY FOR THIS RESOLUTION. This Resolution is adopted pursuant to the provisions of Article VIII, Section 2(b) of the Constitution of the State of Florida, Chapter 166, Part II, Florida Statutes, the municipal charter of the City of Dunedin, Florida (the "City") and other applicable provisions of law (collectively, the "Act").

SECTION 2. FINDINGS. It is hereby ascertained, determined and declared that:

A. The City of Dunedin hereby adopts the "City of Dunedin Debt Management Policy", attached hereto as Exhibit A, and hereby directs the City Manager to implement said policy.

SECTION 3. DECLARATION OF INTENT. The City hereby expresses its intention to adopt the revised Debt Management Policy.

SECTION 4. SEVERABILITY. If any one or more of the covenants, agreements or provisions of this Resolution should be held contrary to any express provision of law or contrary to the policy of express law, though not expressly prohibited or against public policy, or shall for any reason whatsoever be held invalid, then such covenants, agreements or provisions shall be null and void and shall be deemed separate from the remaining covenants, agreements or provisions of this Resolution.

SECTION 5. REPEALER. This Resolution supersedes all prior actions of the City inconsistent herewith. All resolutions or portions thereof in


conflict with the provisions of this Resolution are hereby repealed to the extent of any such conflict.

SECTION 6. EFFECTIVE DATE. This resolution shall take effect immediately upon its adoption.

PASSED AND ADOPTED BY THE CITY COMMISSION OF THE CITY OF DUNEDIN, FLORIDA, THI 20th day of September, 2018.

CITY OF DUNEDIN, FLORIDA

APPROVED AS TO FORM:



Julie Ward Bujalski
Mayor



Thomas J. Trask
City Attorney

ATTEST:



Denise M. Kirkpatrick
City Clerk

**RESOLUTION 18-24
EXHIBIT A**

CITY OF DUNEDIN

DEBT MANAGEMENT POLICY

I. PURPOSE

The purpose of the City of Dunedin (“City”) debt policy is to establish guidelines to address long-term capital improvement projects and establish parameters governing the issuance, management, continuing evaluation and reporting on all debt obligations issued by the City. The City is committed to strong financial management practices, including maintaining the financial viability of the City and the full and timely repayment of all borrowings.

An important goal of the debt policy is to maximize the City’s credit ratings when issued by nationally recognized statistical-rating organizations. By maintaining the highest practicable credit rating, the City can issue its debt at lower interest rates.

The City will also seek to minimize borrowing costs by taking advantage of favorable economic conditions. Timing debt issuance to accommodate market rates and investor sentiment is an important means of minimizing the cost of debt and the tax burden on the citizens of the City. To accomplish this, the City will seek input on market conditions from financial consultants who closely monitor financial market conditions.

The Finance Director of the City is charged with overseeing and implementing the provisions of this policy.

II. DEBT ISSUANCE POLICY

The City Manager and the Finance Director are responsible for the administration of the City’s financial policies. The City Commission is responsible for the approval of any form of the City’s borrowing and the details associated therewith. Prior to the issuance of any debt, the City Manager and Finance Director must:

- Justify the reason for the issuance of debt obligations;
 - Present the debt proposal to the Finance Board for their review and comment;
 - Ensure that the life of the debt is less than the life of the assets acquired or constructed with debt proceeds;
 - Identify the resources committed to paying the principal and interest on the debt;
 - Will not issue debt obligations or use debt proceeds to finance current operations;
 - Properly account for the use of the debt proceeds and repayment of the debt.
- A. Short Term Debt** – Short-term debt can be used to diversify a debt portfolio, reduce interest costs, provide interim funding for capital projects and improve the match of assets to liabilities. The City will not issue short-term debt for operating needs; however, use of short-term debt in emergency situations is not precluded. The City may issue commercial paper and other forms of variable rate debt from time to time, the City will favor fixed rate debt over variable rate debt but its use will generally be restricted to providing interim financing for capital projects.
- B. Long Term Debt** – Long term debt will be used to finance essential capital projects and certain equipment where it is cost effective and prudent. Long term debt, which includes lease financings, will not be used to fund the City’s operations. The City will avoid the use of long-term debt to finance items traditionally funded in the annual operating budget such as retirement contributions, facility maintenance, repairs, recurring equipment purchases, etc. The useful life of the asset or project shall exceed the payout schedule of any debt issued by the City.
- C. Tax-Exempt and Taxable Debt** - The City may issue debt as tax-exempt debt or taxable debt. The City has traditionally issued tax-exempt debt, which results in significant interest cost savings compared with the interest

cost on taxable debt. Accordingly, all of the City's debt should be issued to take advantage of the exemption from federal income taxes unless prohibited by federal law or applicable federal regulations.

III. LIMITATIONS ON INDEBTEDNESS

The Florida Constitution, Florida Statutes and the City Charter do not set any limitations on the amount of debt that can be issued. For debt issued by the City, the following limitations will apply:

- The City will strive to maintain a high reliance on pay-as-you-go financing for its capital improvements and capital assets.
- For the issuance of revenue bonds backed by special revenues received by the city, the revenues must be sufficient to meet the minimum debt service coverage requirements in the bond covenants.
- For the issuance of revenue bonds supported by business-type activities, the net revenues of business-type activities pledged for debt service must be sufficient to meet the minimum debt service coverage requirements in the bond covenants.
- For the issuance of special assessment bonds, the City shall adopt assessments on the benefitting properties sufficient to pay the annual debt service of the bonds.

When analyzing the appropriateness of a debt issuance, the City shall compare generally accepted measures of affordability to current values for the City. These measures shall include, but not be limited to the following targets, which the City will generally strive to maintain:

- For the issuance of debt backed by ad valorem taxes, the Florida State Constitution requires approval by a majority of electors in the City. As a goal, the City will maintain its net direct debt at a level not to exceed five percent (5%) of the assessed valuation of taxable property within the City unless otherwise directed by the City Commission.

- The City's overall outstanding ratio of annual governmental fund debt service as a percent of total annual governmental fund revenues shall not exceed twenty percent (20%).

In assessing affordability, the City shall also examine the direct costs and benefits of the proposed project. The decision of whether or not to assume new debt shall be based on these costs and benefits, current conditions of the municipal bond market, and the City's ability to afford new debt as determined by the aforementioned measurements.

IV. DEBT STRUCTURE

- A. The City will utilize various debt structures to accomplish its financing goals, including the use of premium bonds, discount bonds, capital appreciation bonds and capitalized interest when appropriate.
- B. Call provisions for the City's bond issues shall be made as short as possible consistent with the lowest interest cost to City. When possible, all City bonds shall be callable only at par.
- C. Bond insurance will be used when it provides a suitable economic savings for the City. Credit enhancement may take other forms such as Letters of Credit (LOC) and may be used if economically beneficial to the City.
- D. The final maturity of a long-term debt issue should generally not exceed thirty (30) years unless otherwise directed by the City Commission.
- E. The City shall not use interest rate derivatives, or swaps, as a debt management tool, unless the City separately adopts a swap policy.

V. METHOD OF SALE

The City's debt obligations may be sold by competitive or negotiated sale methods. The selected method of sale depends upon the option which is expected to result in the lowest cost and most favorable terms to the City given the financial structure used, market conditions, and prior experience. A determination of the appropriate method of sale will be made by City staff prior to each financing working in concert with the City's Financial Advisor.

VI. SELECTION OF FINANCIAL CONSULTANTS AND SERVICES PROVIDERS

The Finance Director, with input from the City Manager, will be responsible for the establishment of the debt financing team including bond counsel, municipal advisor, and disclosure counsel. The nature and composition of the debt financing team may depend on several factors, including the type of debt issued and procedural requirements for the type of debt. Any consultant or service provider contracting with the City must meet the City's contract and insurance requirements, and must meet any regulatory requirements applicable to the services being provided. The City will maintain professional service agreements with qualified professionals related to the issuance and management of debt, which may include but not be limited to, bond counsel, municipal advisor, disclosure counsel, arbitrage rebate consultant, and dissemination agent, among others.

VII. DEBT REFUNDINGS

The City's staff and the Financial Advisor shall monitor the municipal bond market for opportunities to obtain interest savings by refunding outstanding debt. Current tax law does not allow the issuance of tax-exempt advance refunding bonds. There is no similar limitation for tax-exempt current refunding bonds. The following guidelines should apply to the issuance of refunding bonds, unless circumstances warrant a deviation therefrom:

- Current refunding's should have a minimum target savings level measured on a present value basis equal to 3% of the par amount of bonds being refunded.
- Advance refunding's, if and when applicable, should have a minimum target savings level measured on a present value basis equal to 5% of the par amount of bonds being refunded.

There may be compelling public policy objectives to move forward with refunding that do not exceed these savings guidelines, such as eliminating restrictive bond covenants or providing additional financial flexibility.

VIII. CONTINUING DISCLOSURE

To ensure clear, comprehensive, and accurate financial information, the City is committed to meeting secondary disclosure requirements on a timely and comprehensive basis, cooperating fully with the rating agencies, institutional and individual investors, County departments and agencies, other levels of government, and the general public. Complete and accurate disclosure supports the taxable or tax-exempt status of bonds issued by the City and provides transparency regarding the City financials and operations. The City is committed to providing continuing disclosure of financial and pertinent credit information relevant to the City's outstanding securities and will abide by provisions of Securities and Exchange Commission (SEC) Rule 15c2-12 concerning primary and secondary market disclosure.

IX. POST ISSUANCE COMPLIANCE

The City understands the importance of post-issuance compliance requirements applicable to tax-advantaged bonds. To ensure the continued tax-advantaged status of the City's bond issues, the City will monitor (1) the qualified use of proceeds and financed property and (2) arbitrage yield restriction and rebate requirements of the Federal tax code. Arbitrage in the municipal bond market is the difference in the interest paid on the tax-exempt bonds and the interest earned by investing the bond proceeds in taxable securities

COMPARISON OF FY 2021 OUTSTANDING DEBT TO DEBT POLICY

The City's overall outstanding ratio of total annual government debt service exclusive of enterprise funds, internal service funds, and special assessment debt service, to total annual government revenue shall not exceed 20%;

Total Annual Debt Service 2021 - Governmental Funds	\$	3,352,304
Total Annual Revenue 2021 - Governmental Funds	\$	38,759,332
Ratio		8.6%

The City's maximum ratio of outstanding capital debt to the property tax base shall not exceed 5%;

Capital Debt Outstanding 2021 - Governmental Funds	\$	74,519,931
City of Dunedin Property Tax Base 2021	\$	3,057,294,312
Ratio		2.4%

Purpose	Issue Date	Type	Lender	Issue Amount	Balance @ 9/30/2021	Coupon Range	Maturity/ Call Date
Enterprise Funds Debt							
Stormwater Capital	01/15/21	Loan	STI	\$ 3,968,000	\$ 3,968,000	1.390%	10/1/2032
Stormwater Capital	06/08/12	Bond	Bank of NY**	1,361,114	740,628	3.000% - 5.000%	10/1/2027
Water/Wastewater Capital	06/08/12	Bond	Bank of NY**	16,538,886	8,999,372	3.000% - 5.000%	10/1/2027
Stormwater Capital	12/18/14	Bond	Bank of NY	6,120,000	5,345,000	2.000% - 4.000%	10/1/2044
Solid Waste Cap. Lease 2019	07/12/19	Cap. Lease	Bank of America	191,584	117,401	2.160%	7/12/2024
Solid Waste Cap. Lease 2020	09/04/20	Cap. Lease	Bank of America	503,484	406,445	1.850%	9/4/2025
Solid Waste Cap. Lease 2021	09/04/21*	Cap. Lease	Bank of America	318,200	294,042	4.000%	9/4/2026
Water Treatment Plant	April 2018	Revolving Fund	State of Florida	31,800,000	31,800,000	1.030%	5/15/2042
Subtotal:					\$ 51,670,887		

* Estimated date

** Bond Insurance through Assured Guaranty Corp, policy#214829-N/R

Governmental Funds Debt

Fire Station (2018B)	12/13/18	Bond	US Bank	\$ 840,000	\$ 700,000	5.000%	10/1/2028
Community Center	01/23/15	Bond	TD Bank N.A.	6,505,000	3,205,000	1.960%	10/1/2025
Spring Training (Series 2018)	12/13/18	Bond	US Bank	12,310,000	11,660,000	5.000%	10/1/2038
Spring Training (Series 2018A)	12/13/18	Bond	US Bank	20,225,000	19,060,000	2.990% - 4.750%	10/1/2043
New City Hall	06/16/21	Note	Key Gov't Financ	20,711,000	20,711,000	1.239%	10/1/2029
Subtotal:					\$ 55,336,000		
Grand Total City Wide Debt:					\$ 107,006,887		

Credit Rating

The City of Dunedin issuer credit rating from S&P Global ratings is AA+ with stable outlook.

DEBT PRINCIPAL OUTSTANDING BY FUND & PURPOSE

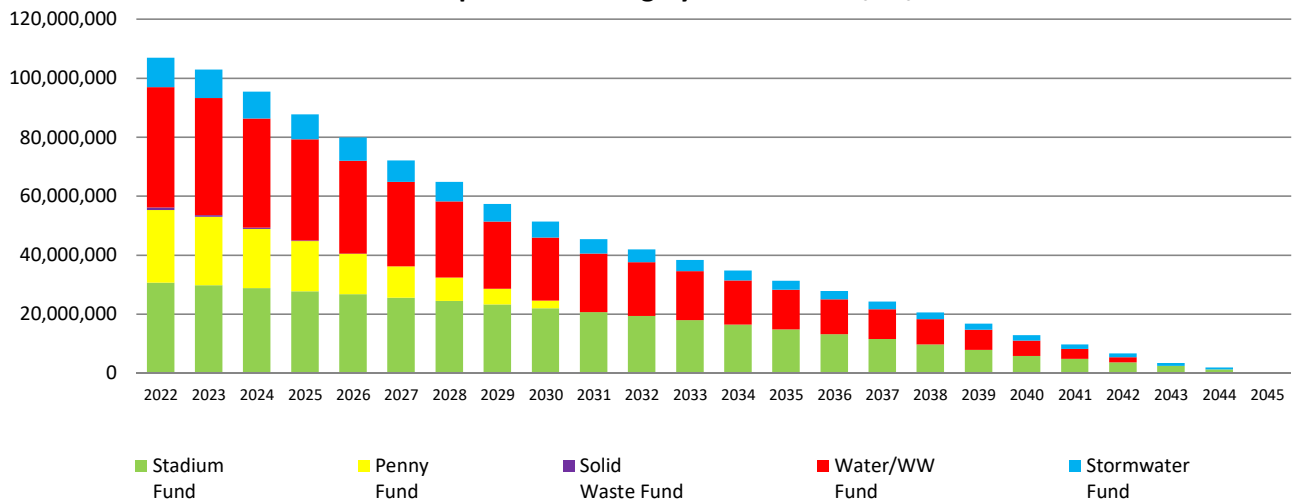
as of 09/30/2021

<i>Purpose</i>	Stadium	Community Center	Fire Station	New City Hall	Vehicles	Water/WW Capital	Stormwater Capital	
<i>Fund</i>	Stadium Fund	Penny Fund	Penny Fund	Penny Fund	Solid Waste Fund	Water/WW Fund	Stormwater Fund	TOTAL

Fiscal Year

2022	\$ 30,720,000	\$ 3,205,000	\$ 700,000	\$ 20,711,000	\$ 817,888	\$ 40,799,372	\$ 10,053,628	\$ 107,006,887
2023	29,785,000	2,590,000	625,000	20,015,000	621,108	39,667,521	9,591,479	126,125,108
2024	28,810,000	1,965,000	550,000	17,620,000	419,242	37,020,677	9,027,528	115,547,448
2025	27,800,000	1,325,000	470,000	15,195,000	212,138	34,298,648	8,448,635	104,739,421
2026	26,745,000	670,000	385,000	12,740,000	40,479	31,496,657	7,855,419	93,727,555
2027	25,645,000	-	295,000	10,254,000	-	28,642,266	7,254,161	82,639,427
2028	24,500,000	-	200,000	7,738,000	-	25,766,045	6,635,481	72,777,527
2029	23,305,000	-	100,000	5,190,000	-	22,828,230	6,003,000	62,716,230
2030	22,055,000	-	-	2,611,000	-	21,302,377	5,478,000	54,057,377
2031	20,755,000	-	-	-	-	19,760,807	4,943,000	45,458,807
2032	19,390,000	-	-	-	-	18,203,359	4,393,000	41,986,359
2033	17,965,000	-	-	-	-	16,629,869	3,834,000	38,428,869
2034	16,470,000	-	-	-	-	15,040,172	3,260,000	34,770,172
2035	14,910,000	-	-	-	-	13,434,102	3,040,000	31,384,102
2036	13,275,000	-	-	-	-	11,811,489	2,810,000	27,896,489
2037	11,560,000	-	-	-	-	10,172,163	2,575,000	24,307,163
2038	9,765,000	-	-	-	-	8,515,952	2,330,000	20,610,952
2039	7,880,000	-	-	-	-	6,842,682	2,075,000	16,797,682
2040	5,905,000	-	-	-	-	5,152,177	1,810,000	12,867,177
2041	4,830,000	-	-	-	-	3,444,260	1,535,000	9,809,260
2042	3,705,000	-	-	-	-	1,718,752	1,250,000	6,673,752
2043	2,525,000	-	-	-	-	-	955,000	3,480,000
2044	1,290,000	-	-	-	-	-	650,000	1,940,000
2045	-	-	-	-	-	-	330,000	330,000

Debt Principal Outstanding by Fund as of 09/30/2021



FUTURE DEBT SERVICE BY FUND
as of 09/30/2021

Fund	Stadium Fund	Penny Fund	Solid Waste Fund	Water/WW Fund	Stormwater Fund	TOTAL
Fiscal Year						
2022	2,332,650	1,674,753	217,514	1,451,045	736,022	6,411,984
2023	2,333,695	3,402,163	217,514	3,248,040	825,353	10,026,763
2024	2,327,855	3,406,031	217,514	3,247,693	826,793	10,025,885
2025	2,329,726	3,408,983	176,675	3,261,876	828,715	10,005,976
2026	2,328,919	3,412,014	41,021	3,258,359	824,160	9,864,472
2027	2,325,410	2,734,835	-	3,220,344	827,537	9,108,126
2028	2,324,057	2,735,589	-	3,219,143	826,709	9,105,498
2029	2,324,712	2,729,827	-	1,767,535	705,822	7,527,896
2030	2,317,324	2,627,175	-	1,767,535	703,692	7,415,726
2031	2,321,794	-	-	1,767,535	706,192	4,795,520
2032	2,317,843	-	-	1,767,535	702,330	4,787,707
2033	2,320,130	-	-	1,767,535	704,105	4,791,769
2034	2,313,467	-	-	1,767,535	338,975	4,419,977
2035	2,312,075	-	-	1,767,535	339,975	4,419,585
2036	2,310,950	-	-	1,767,535	335,969	4,414,454
2037	2,305,945	-	-	1,767,535	336,969	4,410,449
2038	2,306,818	-	-	1,767,535	337,594	4,411,946
2039	2,303,325	-	-	1,767,535	337,844	4,408,704
2040	1,329,956	-	-	1,767,535	337,719	3,435,210
2041	1,327,706	-	-	1,767,535	337,219	3,432,460
2042	1,327,963	-	-	1,743,006	336,344	3,407,312
2043	1,325,606	-	-	-	335,094	1,660,700
2044	1,320,638	-	-	-	338,375	1,659,013
2045	-	-	-	-	336,188	336,188
	\$ 48,388,560	\$ 26,131,371	\$ 870,238	\$ 45,627,460	\$ 13,265,692	\$ 134,283,320

Below is a list of anticipated future debt issues that are included in the Budget Summary - Long Range Financial Plan worksheets but are not included this section's debt schedules:

Fund	Amount	Estimated Interest Rate	Term / Years	Purpose
CRA	\$ 3,965,000	2.35%	11	Additional Downtown Parking - 2022
CRA	\$ 2,500,000	4.00%	10	Additional Downtown Parking - 2024
Solid Waste	\$ 554,200	4.00%	6	Vehicles - 2022
Solid Waste	\$ 702,800	4.00%	6	Vehicles - 2023
Solid Waste	\$ 958,400	4.00%	6	Vehicles - 2024
Solid Waste	\$ 642,400	4.00%	6	Vehicles - 2025
Solid Waste	\$ 245,500	4.00%	6	Vehicles - 2026
Solid Waste	\$ 234,400	4.00%	6	Vehicles - 2027
Water/WW	\$ 17,324,000	2.50%	20	Wastewater Projects - SRF Loan
CRA	\$ 4,200,000	5.50%	13	Skinner Blvd.

FUTURE DEBT SERVICE BY FUND						
as of 09/30/2021						
Fund	111 Stadium Fund	134 Penny Fund	440 Solid Waste Fund	441 Water/WW Fund	443 Stormwater Fund	TOTAL
Fiscal Year						
2022 Principal	935,000	1,386,000	196,779	1,131,851	462,149	6,411,984
Interest	1,397,650	288,753	20,734	319,194	273,874	
2023 Principal	975,000	3,095,000	201,866	2,646,843	563,951	10,026,763
Interest	1,358,695	307,163	15,648	601,196	261,402	
2024 Principal	1,010,000	3,145,000	207,104	2,722,030	578,893	10,025,885
Interest	1,317,855	261,031	10,410	525,663	247,899	
2025 Principal	1,055,000	3,195,000	171,659	2,801,991	593,216	10,005,976
Interest	1,274,726	213,983	5,017	459,885	235,499	
2026 Principal	1,100,000	3,246,000	40,479	2,854,391	601,258	9,864,472
Interest	1,228,919	166,014	542	403,968	222,902	
2027 Principal	1,145,000	2,611,000	-	2,876,220	618,680	9,108,126
Interest	1,180,410	123,835	-	344,124	208,857	
2028 Principal	1,195,000	2,648,000	-	2,937,815	632,481	9,105,498
Interest	1,129,057	87,589	-	281,327	194,228	
2029 Principal	1,250,000	2,679,000	-	1,525,853	525,000	7,527,896
Interest	1,074,712	50,827	-	241,682	180,822	
2030 Principal	1,300,000	2,611,000	-	1,541,570	535,000	7,415,726
Interest	1,017,324	16,175	-	225,965	168,692	
2031 Principal	1,365,000	-	-	1,557,448	550,000	4,795,520
Interest	956,794	-	-	210,087	156,192	
2032 Principal	1,425,000	-	-	1,573,490	559,000	4,787,707
Interest	892,843	-	-	194,045	143,330	
2033 Principal	1,495,000	-	-	1,589,697	574,000	4,791,769
Interest	825,130	-	-	177,838	130,105	
2034 Principal	1,560,000	-	-	1,606,070	220,000	4,419,977
Interest	753,467	-	-	161,465	118,975	
2035 Principal	1,635,000	-	-	1,622,613	230,000	4,419,585
Interest	677,075	-	-	144,922	109,975	
2036 Principal	1,715,000	-	-	1,639,326	235,000	4,414,454
Interest	595,950	-	-	128,209	100,969	
2037 Principal	1,795,000	-	-	1,656,211	245,000	4,410,449
Interest	510,945	-	-	111,324	91,969	
2038 Principal	1,885,000	-	-	1,673,270	255,000	4,411,946
Interest	421,818	-	-	94,265	82,594	
2039 Principal	1,975,000	-	-	1,690,505	265,000	4,408,704
Interest	328,325	-	-	77,030	72,844	
2040 Principal	1,075,000	-	-	1,707,917	275,000	3,435,210
Interest	254,956	-	-	59,618	62,719	
2041 Principal	1,125,000	-	-	1,725,508	285,000	3,432,460
Interest	202,706	-	-	42,027	52,219	
2042 Principal	1,180,000	-	-	1,718,752	295,000	3,407,312
Interest	147,963	-	-	24,254	41,344	
2043 Principal	1,235,000	-	-	-	305,000	1,660,700
Interest	90,606	-	-	-	30,094	
2044 Principal	1,290,000	-	-	-	320,000	1,659,013
Interest	30,638	-	-	-	18,375	
2045 Principal	-	-	-	-	330,000	336,188
Interest	-	-	-	-	6,188	
TOTAL	\$ 48,388,560	\$ 26,131,371	\$ 870,238	\$ 45,627,460	\$ 13,265,692	\$ 134,283,320



This page intentionally left blank.



BUDGET SUMMARY


*FY 2023 PROPOSED
OPERATING &
CAPITAL BUDGET*



This Page Intentionally Left Blank

RESOLUTION 21-14

A RESOLUTION OF THE CITY COMMISSION OF THE CITY OF DUNEDIN, FLORIDA, ADOPTING THE FINAL OPERATING AND CAPITAL BUDGET FOR THE CITY OF DUNEDIN, FLORIDA, FOR THE FISCAL YEAR COMMENCING OCTOBER 1, 2021 AND ENDING SEPTEMBER 30, 2022; AND PROVIDING FOR AN EFFECTIVE DATE



WHEREAS, the City is required to adopt the final budget in accordance with the procedures set forth in section 200 065, Florida Statutes; and

WHEREAS, the City Commission has examined and carefully considered the Fiscal Year 2021-22 Tentative Operating and Capital Budget; and

WHEREAS, the City Commission held a first public hearing and adopted the Tentative Fiscal Year 2021-22 Operating and Capital Budget at this meeting ; and

WHEREAS, the City of Dunedin, Florida, set forth the appropriations, revenue and balance estimates for the Final Operating and Capital Budget for the Fiscal Year 2021-22 in the amount of \$110,935,988, as detailed in Exhibit A

NOW, THEREFORE, BE IT RESOLVED BY THE CITY COMMISSION OF THE CITY OF DUNEDIN, FLORIDA, IN SESSION DULY AND REGULARLY ASSEMBLED, THAT:

Section 1. The above recitals are true, correct, and incorporated by reference as if set forth fully herein.


Section 2. The Fiscal Year 2021-22 Final Operating and Capital Budget, attached hereto as Exhibit A, including such changes as directed and approved by the City Commission, if any, is hereby adopted for the Fiscal Year commencing October 1, 2021 and ending September 30, 2022.


Section 3. From the effective date of said budget, the amounts stated therein as proposed expenditures shall be and become available for appropriation to the several objects and purposes identified in said budget

Section 4. This Resolution shall become effective immediately upon its passage and adoption.


PASSED AND ADOPTED BY THE CITY COMMISSION OF THE CITY OF DUNEDIN, FLORIDA, THIS 23rd day of September, 2021




Julie Ward Bujalski
Mayor


Rebecca Schlichter
City Clerk

APPROVED AS TO FORM.


Nikki C. Day
City Attorney

BUDGET SUMMARY CITY OF DUNEDIN, FLORIDA - FY 2022

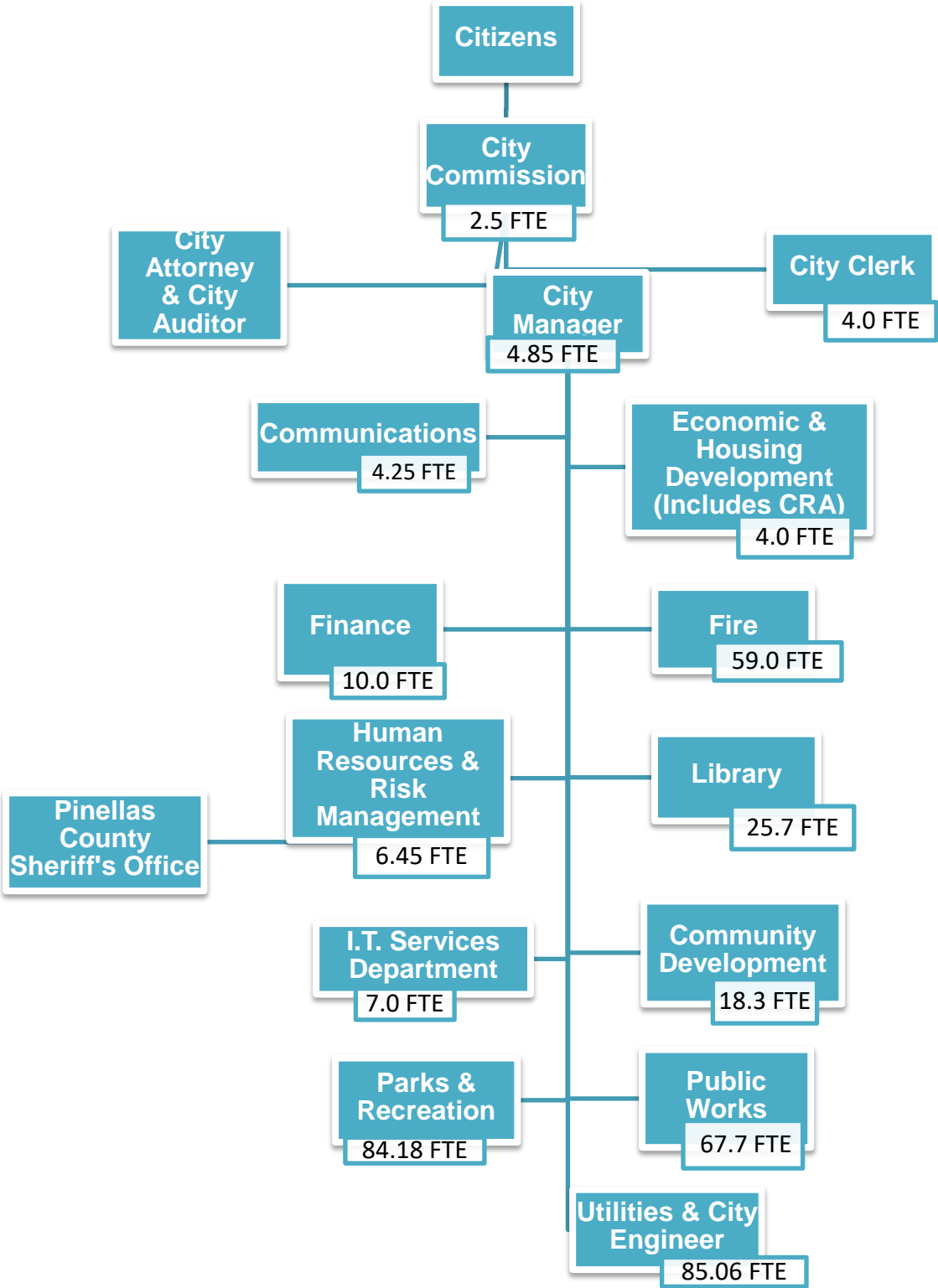
THE PROPOSED OPERATING AND CAPITAL BUDGET EXPENDITURES OF THE CITY OF DUNEDIN, FL FOR FY 2022 ARE 7% HIGHER THAN LAST YEAR'S TOTAL OPERATING AND CAPITAL EXPENDITURES.

Millage Rate 4 1345	General	Special Revenue	Enterprise	Net Total (w/o internal service funds)	Internal Service	TOTAL
	Fund FY 2022	Funds FY 2022	Funds FY 2022	FY 2022	Funds FY 2022	BUDGET FY 2022
Beginning Reserves* 10/1/2021 <i>(includes restricted and assigned)</i>	\$ 9,650,050	\$ 26,659,589	\$ 48,918,111	\$ 85,227,750	\$ 17,314,990	\$ 102,542,740
<u>ESTIMATED REVENUES</u>						
Property Taxes	\$ 12,492,647	\$ 1,542,757	\$ -	\$ 14,035,404	\$ -	\$ 14,035,404
Other Taxes	4,907,100	4,638,000	-	9,545,100	-	9,545,100
Licenses, Permits, Fees	2,856,200	1,271,750	399,700	4,527,650	-	4,527,650
Intergovernmental Revenue	5,173,673	11,245,429	1,988,322	18,407,424	-	18,407,424
Charges for Services	6,189,528	386,000	29,669,138	36,244,666	-	36,244,666
Fines & Forfeitures	145,350	-	177,500	322,850	-	322,850
Miscellaneous Revenues	597,116	1,718,900	907,760	3,223,776	79,300	3,303,076
Internal Service Charges	-	-	-	-	14,040,251	14,040,251
TOTAL REVENUES	\$ 32,361,614	\$ 20,802,836	\$ 33,142,420	\$ 86,306,870	\$ 14,119,551	\$ 100,426,421
Debt Proceeds	-	3,965,000	-	3,965,000	-	3,965,000
Transfers In	28,400	995,210	30,310	1,053,920	-	1,053,920
TOTAL REVENUES AND OTHER FINANCING SOURCES	\$ 32,390,014	\$ 25,763,046	\$ 33,172,730	\$ 91,325,790	\$ 14,119,551	\$ 105,445,341
TOTAL ESTIMATED REVENUES AND BEGINNING RESERVES	\$ 42,040,064	\$ 52,422,635	\$ 82,090,841	\$ 176,553,540	\$ 31,434,541	\$ 207,988,081
<u>EXPENDITURES/EXPENSES</u>						
General Government	\$ 6,473,248	\$ 11,272,132	\$ -	\$ 17,745,380	\$ -	\$ 17,745,380
Public Safety	13,204,966	1,385,057	-	14,590,023	-	14,590,023
Culture and Recreation	12,155,250	3,897,000	-	16,052,250	-	16,052,250
Economic Environment	-	5,914,923	-	5,914,923	-	5,914,923
Transportation	1,882,026	1,356,500	-	3,238,526	-	3,238,526
Solid Waste	-	-	6,334,042	6,334,042	-	6,334,042
Water/Wastewater	-	-	20,831,537	20,831,537	-	20,831,537
Stormwater	-	-	4,988,758	4,988,758	-	4,988,758
Marina	-	-	562,357	562,357	-	562,357
Internal Services	-	-	-	-	14,140,072	14,140,072
Debt Service	-	4,416,600	1,067,600	5,484,200	-	5,484,200
TOTAL EXPENDITURES/EXPENSES	\$ 33,715,490	\$ 28,242,212	\$ 33,784,294	\$ 95,741,996	\$ 14,140,072	\$ 109,882,068
Transfers Out	295,310	599,010	159,600	1,053,920	-	1,053,920
TOTAL EXPENDITURES/EXPENSES AND OTHER FINANCING USES	\$ 34,010,800	\$ 28,841,222	\$ 33,943,894	\$ 96,795,916	\$ 14,140,072	\$ 110,935,988
Ending Reserves* 9/30/2022 <i>(includes restricted and assigned)</i>	8,029,264	23,581,413	\$ 48,146,946	79,757,624	17,294,469	97,052,093
TOTAL APPROPRIATED EXPENDITURES AND ENDING RESERVES	\$ 42,040,064	\$ 52,422,635	\$ 82,090,841	\$ 176,553,540	\$ 31,434,541	\$ 207,988,081



This page intentionally left blank.

City of Dunedin Organizational Chart 382.99 FTE





This page intentionally left blank.

FULL-TIME EQUIVALENT (FTE) POSITIONS BY DEPARTMENT

DEPARTMENT	FINAL BUDGET FY 2020	FINAL BUDGET FY 2021	ESTIMATED BUDGET FY 2022	PROPOSED BUDGET FY 2023	FTE CHG
City Commission	2.50	2.50	2.50	2.50	-
CITY COMMISSION DEPARTMENT TOTAL	2.50	2.50	2.50	2.50	-
City Attorney	-	-	-	-	-
CITY ATTORNEY DEPARTMENT TOTAL	-	-	-	-	-
City Clerk	5.00	5.00	5.00	4.00	(1.00)
CITY CLERK DEPARTMENT TOTAL	5.00	5.00	5.00	4.00	(1.00)
City Manager	5.00	5.00	4.85	4.85	-
CITY MANAGER DEPARTMENT TOTAL	5.00	5.00	4.85	4.85	-
Communications	4.00	4.00	4.00	4.25	0.25
COMMUNICATIONS DEPARTMENT TOTAL	4.00	4.00	4.00	4.25	0.25
Economic Housing & Development	1.64	1.54	2.25	2.25	-
CRA	2.09	2.19	1.75	1.75	-
ECO. & HSG. DEVELOPMENT DEPT. TOTAL	3.73	3.73	4.00	4.00	-
Finance/Accounting	10.00	10.00	10.00	10.00	-
FINANCE DEPARTMENT TOTAL	10.00	10.00	10.00	10.00	-
Fire Admin	10.00	10.00	10.00	10.00	-
Fire Ops	36.00	36.00	36.00	36.00	-
EMS	10.00	10.00	10.00	13.00	3.00
FIRE DEPARTMENT TOTAL	56.00	56.00	56.00	59.00	3.00
Human Resources	2.08	2.08	2.08	2.83	0.75
Risk Management	2.47	2.47	2.37	2.37	-
Health/Benefits	1.25	1.25	1.25	1.25	-
HR & RISK MGMT DEPARTMENT TOTAL	5.80	5.80	5.70	6.45	0.75
Law Enforcement	-	-	-	-	-
LAW ENFORCEMENT DEPARTMENT TOTAL	-	-	-	-	-
IT Services	6.00	6.00	7.00	7.00	-
IT SERVICES DEPARTMENT TOTAL	6.00	6.00	7.00	7.00	-
Library	26.00	25.20	25.70	25.70	-
LIBRARY DEPARTMENT TOTAL	26.00	25.20	25.70	25.70	-
Parks & Rec Admin	5.85	5.85	6.00	6.00	-
Parks Maintenance	31.80	32.80	32.80	32.80	-
Recreation	38.66	42.83	42.83	42.83	-
Golf	-	-	-	-	-
Marina	2.55	2.55	2.55	2.55	-
Stadium	-	-	-	-	-
PARKS & RECREATION DEPT. TOTAL	78.86	84.03	84.18	84.18	-
Community Development	6.98	6.95	7.65	7.65	-
Building Services	10.52	10.55	10.65	10.65	-
COMMUNITY DEVELOPMENT. DEPT. TOTAL	17.50	17.50	18.30	18.30	-

FULL-TIME EQUIVALENT (FTE) POSITIONS BY DEPARTMENT CONTINUED

DEPARTMENT	FINAL BUDGET FY 2020	FINAL BUDGET FY 2021	ESTIMATED BUDGET FY 2022	PROPOSED BUDGET FY 2023	FTE CHG
Engineering	13.58	13.50	13.14	12.14	(1.00)
Utility Billing	6.34	6.34	6.00	6.00	-
Water- Administration	3.33	3.33	3.33	3.33	-
Water- Production	12.00	12.00	12.00	12.00	-
Water- Distribution & Reclaimed	15.75	15.63	15.63	15.63	-
Wastewater- Administration	1.33	1.33	1.33	1.33	-
Wastewater- Treatment	18.00	18.00	18.00	18.00	-
Wastewater- Collection	16.00	16.00	16.63	16.63	-
UTILITIES & CITY ENGINEER DEPARTMENT TOTAL	86.33	86.13	86.06	85.06	(1.00)
Stormwater	14.66	14.66	15.36	15.56	0.20
Solid Waste - Administration	6.00	6.00	6.00	6.40	0.40
Solid Waste - Residential	10.00	10.00	10.00	10.00	-
Solid Waste - Commercial	5.00	5.00	5.00	5.00	-
Fleet	9.00	9.00	9.00	9.20	0.20
Streets	10.36	10.36	9.66	9.76	0.10
Facilities Maintenance	11.68	11.68	11.68	11.78	0.10
PUBLIC WORKS DEPARTMENT TOTAL	66.70	66.70	66.70	67.70	1.00
TOTAL CITYWIDE FTE	373.42	377.59	379.99	382.99	3.00

FULL-TIME EQUIVALENT (FTE) POSITIONS BY TYPE

TYPE	FINAL BUDGET FY 2020	FINAL BUDGET FY 2021	ESTIMATED BUDGET FY 2022	PROPOSED BUDGET FY 2023	FTE CHG
CITYWIDE REGULAR FTE	360.23	359.23	361.00	364.00	3.00
CITYWIDE VARIABLE/ON-DEMAND FTE	13.19	18.36	18.99	18.99	-
TOTAL CITYWIDE FTE	373.42	377.59	379.99	382.99	3.00

FULL-TIME EQUIVALENT (FTE) POSITIONS BY FUND

FUND	FINAL BUDGET FY 2020	FINAL BUDGET FY 2021	ESTIMATED BUDGET FY 2022	PROPOSED BUDGET FY 2023	FTE CHG
General Fund	205.87	210.11	211.32	214.42	3.10
Building Fund	10.52	10.55	10.65	10.65	-
CRA Fund	2.09	2.19	1.75	1.75	-
Solid Waste Fund	21.00	21.00	21.00	21.40	0.40
Water/Wastewater Fund	86.33	86.13	86.06	85.06	(1.00)
Stormwater Fund	14.66	14.66	15.36	15.56	0.20
Marina Fund	2.55	2.55	2.55	2.55	-
Fleet Fund	9.00	9.00	9.00	9.20	0.20
Facilities Maintenance Fund	11.68	11.68	11.68	11.78	0.10
Risk Safety Fund	2.47	2.47	2.37	2.37	-
Health Benefits Fund	1.25	1.25	1.25	1.25	-
IT Services Fund	6.00	6.00	7.00	7.00	-
Parking Fund	-	-	-	-	-
TOTAL CITYWIDE FTE	373.42	377.59	379.99	382.99	3.00

PERSONNEL CHANGES BY POSITION							
POSITION	DEPARTMENT	ESTIMATED BUDGET FY 2022	PROPOSED BUDGET FY 2023	FTE IMPACT	FISCAL IMPACT	FUND	COMMENTS
Mail Clerk	City Clerk	1.00	0.00	-1.00	\$ (35,900)	General	Two .5 FTE positions eliminated.
Administrative Assistant	HR	0.00	0.75	0.75	36,000	General	New position
	Communications	0.00	0.25	0.25	12,000	General	
Paramedic	Fire/EMS	10.00	13.00	3.00	297,000	General	New positions (reimbursed by County)
Public Works & Utilities Director	Engineering	1.00	0.00	-1.00	-	Water/WW	During FY22 the Public Works Department was reorganized. Public Works has been split out into two departments: 1) Public Works (Solid Waste, Fleet, Public Svcs) 2) Utilities/City Engineer (UB, Water/WW, Engineering) The Public Works Director was reclassified out of Engineering into the new Public Works.
	Stormwater	0.00	0.20	0.20	-	Stormwater	
	Solid Waste Admin	0.00	0.40	0.40	-	Solid Waste	
	Fleet	0.00	0.20	0.20	-	Fleet	
	Streets	0.00	0.10	0.10	-	General	
	Facilities	0.00	0.10	0.10	-	Facilities	
Assistant Public Works & Utility Director / City Engineer	Engineering	0.34	0.34	0.00	-	Water/WW	The Assistant Director was reclassified to a Director of Utilities/City Engineer.
	Water Admin	0.33	0.33	0.00	-	Water/WW	
	Wastewater Admin	0.33	0.33	0.00	-	Water/WW	
CITYWIDE FTE & FISCAL IMPACT		13.00	16.00	3.00	\$ 309,100		

IMPACT OF PERSONNEL CHANGES BY FUND						
FUND	ESTIMATED BUDGET FY 2022	PROPOSED BUDGET FY 2023	FTE IMPACT	FISCAL IMPACT	COMMENTS	
General Fund	211.32	214.42	3.10	\$ 309,100	Fiscal impact addition of Administrative Assistant and 3 Paramedics, and removal of two .5 FTE Mail Clerks.	
Building Fund	10.65	10.65	0.00	-		
CRA Fund	1.75	1.75	0.00	-		
Solid Waste Fund	21.00	21.40	0.40	-		
Water/Wastewater Fund	86.06	85.06	-1.00	-		
Stormwater Fund	15.36	15.56	0.20	-		
Marina Fund	2.55	2.55	0.00	-		
Fleet Fund	9.00	9.20	0.20	-		
Facilities Maintenance Fund	11.68	11.78	0.10	-		
Risk Safety Fund	2.37	2.37	0.00	-		
Health Benefits Fund	1.25	1.25	0.00	-		
IT Services Fund	7.00	7.00	0.00	-		
CITYWIDE FTE & FISCAL IMPACT		379.99	382.99	3.00	\$ 309,100	

Details on the FY 2023 Personnel Requests and updates on prior year requests can be found in Appendix C of this document.



This page intentionally left blank.

ALL FUNDS BUDGET SUMMARY

	FY 2020	FY 2021	FY 2022	FY 2023	%	\$
	Actual	Actual	Budget	Proposed Budget	Change	Change
EXECUTIVE SALARIES	\$ 1,621,360	\$ 1,804,525	\$ 1,759,400	\$ 2,034,900	16%	\$ 275,500
REG SALARIES AND WAGES*	17,496,541	16,971,892	18,507,912	20,141,600	9%	1,633,688
OTHER SALARIES & WAGES	313,072	402,067	488,845	499,616	2%	10,771
OVERTIME	1,008,223	981,145	655,121	756,658	15%	101,537
SPECIAL PAY	355,715	351,146	374,000	437,276	17%	63,276
TOTAL WAGES	\$ 20,794,911	\$ 20,510,774	\$ 21,785,278	\$ 23,870,050	10%	\$ 2,084,772
FICA TAXES	\$ 1,516,065	\$ 1,496,888	\$ 1,530,140	\$ 1,809,000	18%	\$ 278,860
RETIREMENT CONTRIBUTIONS	2,211,119	1,769,257	1,997,800	2,206,100	10%	208,300
LIFE & HEALTH INSURANCE	4,152,818	3,606,134	4,240,480	4,780,400	13%	539,920
WORKERS' COMPENSATION	552,900	536,400	660,800	634,200	-4%	(26,600)
UNEMPLOYMENT COMP	825	16,848	25,000	25,000	0%	-
TUITION REIMBURSEMENT	22,562	15,396	35,600	35,600	0%	-
TOTAL BENEFITS	\$ 8,456,289	\$ 7,440,923	\$ 8,489,820	\$ 9,490,300	12%	\$ 1,000,480
PERSONNEL BUDGET SUBTOTAL	\$ 29,251,200	\$ 27,951,698	\$ 30,275,098	\$ 33,360,350	10%	\$ 3,085,252
PROFESSIONAL SERVICES	\$ 2,912,780	\$ 2,176,693	\$ 3,661,930	\$ 4,187,805	14%	\$ 525,875
ACCOUNTING & AUDITING	55,000	70,000	70,000	75,000	7%	5,000
OTHER CONTRACT SERVICES*	11,603,528	11,735,530	13,625,664	15,004,397	10%	1,378,733
ALLOCATED COSTS	2,491,800	2,511,900	2,664,100	2,796,700	5%	132,600
TRAVEL & PER DIEM	17,903	17,210	129,520	148,615	15%	19,095
COMMUNICATION SERVICE	244,321	324,305	322,500	337,596	5%	15,096
FREIGHT & POSTAGE SERVICE	86,865	81,649	118,250	123,850	5%	5,600
UTILITY SERVICES	2,489,339	2,437,394	3,001,300	3,126,700	4%	125,400
RENTALS & LEASES	4,089,176	4,032,368	3,859,014	4,474,460	16%	615,446
INSURANCE	6,387,157	6,714,966	7,216,668	8,088,454	12%	871,786
REPAIR & MAINTENANCE SRVC	3,659,617	5,402,923	5,851,721	6,716,374	15%	864,653
PRINTING & BINDING	42,511	25,537	84,250	105,050	25%	20,800
PROMOTIONAL ACTIVITIES	116,450	84,392	170,371	171,100	0%	729
OTHER CURRENT CHARGES	284,674	420,641	167,135	(77,237)	-146%	(244,372)
OFFICE SUPPLIES	77,680	65,671	88,375	87,250	-1%	(1,125)
OPERATING SUPPLIES	1,946,797	2,140,347	2,521,846	2,975,892	18%	454,046
ROAD MATERIALS & SUPPLIES	10,944	10,927	30,000	30,000	0%	-
BOOKS, PUBS, SUBSCRIPTION	51,879	56,499	72,800	83,400	15%	10,600
TRAINING	76,346	43,742	173,625	168,075	-3%	(5,550)
DEPRECIATION	6,575,910	7,405,004	9,059,000	9,504,600	5%	445,600
OPERATING BUDGET SUBTOTAL	\$ 43,220,678	\$ 45,757,699	\$ 52,888,069	\$ 58,128,081	10%	\$ 5,240,012
LAND	\$ (452)	\$ 6,941,159	\$ 4,000,000	\$ -	-100%	\$ (4,000,000)
BUILDINGS	69,970,058	13,876,490	11,564,601	600,000	-95%	(10,964,601)
IMPRVMNTS OTHER THAN BLDG	27,543,092	6,811,891	21,830,484	21,304,352	-2%	(526,132)
MACHINERY AND EQUIPMENT	2,228,833	1,989,700	1,758,924	2,482,316	41%	723,392
BOOKS,PUBS & LIBRARY MATL	201,191	208,247	210,600	215,900	3%	5,300
LESS BUDGETED CAPITAL (ENT FUNDS)	(26,905,093)	(6,503,524)	(18,575,408)	(12,133,408)	-35%	6,442,000
CAPITAL BUDGET SUBTOTAL	\$ 73,037,629	\$ 23,323,963	\$ 20,789,201	\$ 12,469,160	-40%	\$ (8,320,041)
PRINCIPAL	\$ 3,820,735	\$ 3,808,684	\$ 5,123,600	\$ 8,818,400	72%	\$ 3,694,800
INTEREST	2,560,286	2,732,417	2,822,200	3,141,600	11%	319,400
OTHER DEBT SERVICE COSTS	279,226	350,709	65,000	101,700	56%	36,700
AIDS TO PRIVATE ORGANIZAT	180,933	184,175	195,500	195,500	0%	-
ECONOMIC INCENTIVES	162,507	69,800	250,000	615,000	146%	365,000
TRANSFERS OUT	2,220,071	815,000	1,053,920	560,368	-47%	(493,552)
LESS BUDGETED PRINCIP DEBT PYMTS (ENT FUNDS)	(1,842,585)	(2,002,731)	(2,526,600)	(4,379,200)	73%	(1,852,600)
OTHER EXPENSES SUBTOTAL	\$ 7,381,173	\$ 5,958,054	\$ 6,983,620	\$ 9,053,368	30%	\$ 2,069,748
TOTAL BUDGET	\$ 152,890,679	\$ 102,991,413	\$ 110,935,988	\$ 113,010,959	2%	\$ 2,074,971

*Includes Golf Operations Fund placeholder of \$270,750 for personnel and \$516,938 for operating.

FY 2023 PROPOSED BUDGET SUMMARY

ALL FUNDS

FY 2023 Millage Rate of 4.1345

REVENUES	ACTUAL		BUDGET		PROPOSED	
	2021	2022	2022	2023	% change	\$ change
Property Taxes	\$ 12,949,749	\$ 14,035,404	\$ 14,035,404	\$ 15,753,584	12%	\$ 1,718,180
Other Taxes	10,079,596	9,545,100	9,545,100	10,552,200	11%	1,007,100
Licenses, Permits, Fees	4,776,833	4,527,650	4,527,650	4,475,250	-1%	(52,400)
Intergovernmental	7,173,501	18,407,424	18,407,424	15,977,518	-13%	(2,429,906)
Charges for Services	47,160,552	50,284,917	50,284,917	54,868,221	9%	4,583,304
Fines	802,706	322,850	322,850	271,600	-16%	(51,250)
Miscellaneous	15,550,266	3,303,076	3,303,076	3,201,619	-3%	(101,457)
Debt Proceeds	20,711,000	17,072,200	17,072,200	1,695,292	-90%	(15,376,908)
Transfers In	850,100	1,053,920	1,053,920	560,368	-47%	(493,552)
Revenue Subtotal	120,054,303	118,552,541	118,552,541	107,355,652	-9%	(11,196,889)
Elimination of Debt Proceeds	-	(13,107,200)	(13,107,200)	(1,695,292)	-87%	11,411,908
TOTAL REVENUES	\$ 120,054,303	\$ 105,445,341	\$ 105,445,341	\$ 105,660,360	0%	\$ 215,019

EXPENSES	ACTUAL		BUDGET		PROPOSED	
	2021	2022	2022	2023	% change	\$ change
Personnel	\$ 27,951,699	\$ 30,275,098	\$ 30,275,098	\$ 33,360,350	10%	\$ 3,085,252
Operating	38,379,803	40,686,380	40,686,380	44,478,058	9%	3,791,678
CIP Operating	-	3,142,689	3,142,689	4,145,623	32%	1,002,934
Capital	29,827,486	362,300	362,300	387,100	7%	24,800
CIP Capital	-	39,002,309	39,002,309	24,215,468	-38%	(14,786,841)
Other	253,975	445,500	445,500	810,500	82%	365,000
Debt Service	6,886,810	7,318,700	7,318,700	12,061,200	65%	4,742,500
Transfers Out	909,600	1,053,920	1,053,920	560,368	-47%	(493,552)
Expense Subtotal	104,209,372	122,286,896	122,286,896	120,018,667	-2%	(2,268,229)
Depreciation	7,405,004	9,059,000	9,059,000	9,504,600	5%	445,600
Elimination of Principal Debt Payments	(1,997,731)	(1,834,500)	(1,834,500)	(4,378,900)	139%	(2,544,400)
Elimination of Utility Capital	(6,503,524)	(18,575,408)	(18,575,408)	(12,133,408)	-35%	6,442,000
TOTAL EXPENSES	\$ 103,113,122	\$ 110,935,988	\$ 110,935,988	\$ 113,010,959	2%	\$ 2,074,971

FY 2023 PROPOSED BUDGET SUMMARY

FY 2023 Millage Rate of 4.1345

FUND	BEGINNING FUND BALANCE	REVENUE	EXPENDITURES	ENDING FUND BALANCE	ENDING AVAILABLE FUND BALANCE
GENERAL FUND	\$ 9,647,125	\$ 35,709,685	\$ 36,864,640	\$ 8,492,170	\$ 6,007,255
SPECIAL REVENUE FUNDS					
Stadium Fund	4,294,722	3,017,300	2,978,900	4,333,122	2,592,457
Impact Fee Fund	399,325	154,258	60,000	493,583	493,583
Public Art Fund	(60,247)	50,000	25,000	(35,247)	(35,247)
Building Fund	2,364,242	1,106,500	1,443,397	2,027,345	2,027,345
ARPA Fund	4,016,102	8,149,845	7,105,000	5,060,947	5,060,947
CRA Fund	165,980	1,822,933	1,873,326	115,587	115,587
County Gas Tax Fund	385,216	482,000	698,000	169,216	169,216
Penny Fund	5,496,887	6,172,600	7,986,360	3,683,127	3,683,127
FUND	BEGINNING NET POSITION	REVENUE	EXPENSES	ENDING TOTAL NET POSITION	ENDING AVAILABLE NET POSITION
ENTERPRISE FUNDS					
Solid Waste Fund	2,096,284	6,582,445	7,173,201	1,505,528	1,336,528
Water/Wastewater Fund	37,915,542	20,818,660	24,585,009	34,149,193	13,389,711
Marina Fund	2,820,113	585,438	601,560	2,803,991	646,012
Stormwater Fund	10,518,988	4,260,810	5,170,678	9,609,120	1,226,043
Golf Operations Fund	700,000	787,688	787,688	700,000	700,000
INTERNAL SERVICES FUNDS					
Fleet Services Fund	11,005,458	4,051,113	3,288,965	11,767,606	6,589,040
Facilities Maintenance Fund	1,320,051	1,759,200	2,180,282	898,969	610,365
Risk Safety Self-Insurance Fund	3,396,719	2,405,800	2,501,137	3,301,382	3,976,137
Health Benefits Self-Insurance Fund	479,385	5,811,985	5,806,595	484,775	785,466
Information Technology Fund	1,728,691	1,932,100	1,881,221	1,779,570	473,032
TOTAL OF ALL FUNDS	\$ 98,690,581	\$ 105,660,360	\$ 113,010,959	\$ 91,339,982	\$ 49,846,602
<i>Less Interfund Transfers</i>	-	(560,368)	(560,368)	-	-
NET GRAND TOTAL	\$ 98,690,581	\$ 105,099,992	\$ 112,450,591	\$ 91,339,982	\$ 49,846,602

SCHEDULE OF TRANSFERS

TRANSFER FROM - TO	PURPOSE	AMOUNT
General Fund - Stormwater Fund	Repayment of Interfund Loan	30,310
CRA Fund - General Fund	Special event support	28,400
CRA Fund - Impact Fee Fund (Parkland)	Economic development incentives	8,058
Water/WW Fund - Penny Fund	City Hall contribution	468,600
Building Fund - Public Art Fund	FY23 Interfund Loan for Public Art	25,000
TOTAL INTERFUND TRANSFERS		\$ 560,368

SCHEDULE OF GRANTS

GRANTOR	DEPARTMENT	FUND	AMOUNT
Juvenile Welfare Board	Parks & Recreation	General	\$ 76,000
Pinellas County - Safety Grant	Fire	General	10,000
Library Grant	Library	General	8,000
COVID-19 ARPA Stimulus Funding	N/A	General	1,000,000
Gladys Douglas Hackworth / FCT Grant	Parks & Recreation	Penny	700,000
COVID-19 ARPA Stimulus Funding	N/A	ARPA	8,149,845
State of Florida	Parks & Recreation	Stadium	1,000,000
TOTAL GRANTS			\$ 10,943,845

Summary of FY 2023 - 2028 Projects in Multiple Funds by EPIC! Goal						
GOAL #	Project Name	General	County Gas Tax	Penny	ARPA	CRA
1	Art Incubator	315,681	-	-	-	98,902
1	Downtown Looper	145,000	-	-	300,000	-
1	Dunedin Golf Club Renovation and Transition Plan	-	-	-	2,000,000	-
1	Dunedin Public Library Playground	50,000	-	-	50,000	-
1	Façade Grant Program	240,000	-	-	-	300,000
1	Highlander Pool Replacement	-	-	4,500,000	4,000,000	-
1	Parking Garage	-	-	2,700,000	-	1,500,000
1	Public Art Master Plan and Implementation	210,000	-	25,000	-	-
EPIC! GOAL #1 TOTAL		\$ 960,681	\$ -	\$ 7,225,000	\$ 6,350,000	\$ 1,898,902
2	Brick Streets Program	-	-	1,810,000	-	-
2	Citywide Exterior Facilities Painting	60,000	-	-	-	-
2	Patricia Corridor Enhancements	20,000	-	155,000	-	-
2	Pavement Management Program	-	1,680,000	4,320,000	-	-
2	PSTA Jolley Trolley	120,596	-	-	-	180,893
2	Skinner Boulevard Improvements	2,700,000	-	1,000,000	1,500,000	-
EPIC! GOAL #2 TOTAL		\$ 2,900,596	\$ 1,680,000	\$ 7,285,000	\$ 1,500,000	\$ 180,893
3	Clearwater Ferry Service Contribution	275,000	-	-	55,000	-
EPIC! GOAL #3 TOTAL		\$ 275,000	\$ -	\$ -	\$ 55,000	\$ -
4	Citywide HVAC Replacements	78,000	-	-	-	-
4	Citywide Parking Lot Resurfacing - Marina	-	-	156,360	-	-
4	Citywide Roof Replacements	1,345,000	-	-	-	-
4	Ranchwood Drive S & Hitching Post Lane Water Main Replacement	-	-	-	-	-
EPIC! GOAL #4 TOTAL		\$ 1,423,000	\$ -	\$ 156,360	\$ -	\$ -
5	Affordable/Workforce Housing Program	130,000	-	-	650,000	-
EPIC! GOAL #5 TOTAL		\$ 130,000	\$ -	\$ -	\$ 650,000	\$ -
		\$ 5,689,277	\$ 1,680,000	\$ 14,666,360	\$ 8,555,000	\$ 2,079,795

Solid Waste	Water/WW	Stormwater	Marina	Golf	Unfunded	Total	Type
-	-	-	-	-	-	414,583	BPI
-	-	-	-	-	-	445,000	BPI
-	-	-	-	2,000,000	-	4,000,000	CIP
-	-	-	-	-	-	100,000	CIP
-	-	-	-	-	-	540,000	BPI
-	-	-	-	-	-	8,500,000	CIP
-	-	-	-	-	2,000,000	6,200,000	CIP
-	-	-	-	-	-	235,000	BPI
\$ -	\$ -	\$ -	\$ -	\$ 2,000,000	\$ 2,000,000	\$ 20,434,583	
-	-	250,000	-	-	-	2,060,000	CIP
-	-	40,000	-	-	-	100,000	CIP
-	-	-	-	-	-	175,000	CIP
-	-	1,200,000	-	-	-	7,200,000	CIP
-	-	-	-	-	-	301,489	BPI
-	-	-	-	-	-	5,200,000	CIP
\$ -	\$ -	\$ 1,490,000	\$ -	\$ -	\$ -	\$ 15,036,489	
-	-	-	-	-	-	330,000	BPI
\$ -	\$ -	\$ -	\$ -	\$ -	\$ -	\$ 330,000	
30,000	-	-	-	-	-	108,000	CIP
-	-	-	104,240	-	-	260,600	CIP
-	-	-	-	-	-	1,345,000	CIP
-	325,000	350,000	-	-	-	675,000	CIP
\$ 30,000	\$ 325,000	\$ 350,000	\$ 104,240	\$ -	\$ -	\$ 2,388,600	
-	-	-	-	-	-	780,000	BPI
\$ -	\$ -	\$ -	\$ -	\$ -	\$ -	\$ 780,000	
\$ 30,000	\$ 325,000	\$ 1,840,000	\$ 104,240	\$ 2,000,000	\$ 2,000,000	\$ 38,969,672	

GENERAL FUND

	ACTUAL		BUDGET		ESTIMATED	
	2020	2021	2022	2022	BUDGET 2023	
BEGINNING FUND BALANCE	\$ 9,067,992	\$ 8,435,781	\$ 9,650,050	\$ 9,421,494	\$ 9,647,125	
REVENUES						
Property Taxes	10,746,941	11,601,552	12,492,647	12,490,000	13,981,651	
Other Taxes	4,887,297	5,024,243	4,907,100	5,057,200	5,082,200	
Licenses, Permits, Fees	2,864,317	2,878,810	2,856,200	2,839,000	2,944,075	
Intergovernmental	5,418,497	5,532,207	5,173,673	7,353,234	6,127,673	
Charges for Services	5,569,350	5,954,730	6,189,528	6,396,916	6,984,535	
Fines	338,030	686,936	145,350	118,650	119,100	
Miscellaneous	523,105	670,754	597,116	529,583	442,051	
Transfers In	404,170	12,000	28,400	28,400	28,400	
TOTAL REVENUES	\$ 30,751,726	\$ 32,361,251	\$ 32,390,014	\$ 34,812,983	\$ 35,709,685	
EXPENDITURES						
Personnel	16,193,118	15,971,813	16,906,542	16,906,542	18,758,992	
Operating*	13,751,624	14,374,724	14,360,221	14,740,421	15,623,038	
Non-Recurring Operating	-	-	1,267,627	1,289,467	1,675,000	
Capital	895,487	548,584	274,600	314,816	320,800	
CIP Capital	-	-	610,000	664,296	110,000	
Other	293,711	215,418	296,500	376,500	346,500	
Transfers Out	250,000	265,000	295,310	295,310	30,310	
TOTAL EXPENDITURES	\$ 31,383,937	\$ 31,375,538	\$ 34,010,800	\$ 34,587,352	\$ 36,864,640	
REVENUE OVER/(UNDER) EXPENDITURES	\$ (632,211)	\$ 985,713	\$ (1,620,786)	\$ 225,631	\$ (1,154,955)	
ENDING FUND BALANCE	\$ 8,435,781	\$ 9,421,494	\$ 8,029,264	\$ 9,647,125	\$ 8,492,170	
ASSIGNED FUND BALANCE**	\$ 3,287,747	\$ 5,074,422	\$ 2,677,947	\$ 2,671,510	\$ 2,484,915	
ENDING UNASSIGNED FUND BALANCE	\$ 5,148,034	\$ 4,347,072	\$ 5,351,317	\$ 6,975,615	\$ 6,007,255	
FB as % of Operating Budget	17.2%	14.3%	16.4%	21.4%	16.7%	
(TARGET: 15%)						
BUDGET SHORTFALL***				\$	-	
ENDING UNASSIGNED FUND BALANCE WITH SHORTFALL ADDRESSED	\$ 5,148,034	\$ 4,347,072	\$ 5,351,317	\$ 6,975,615	\$ 6,007,255	
FB as % of Operating Budget	17.2%	14.3%	16.4%	21.4%	16.7%	
(TARGET: 15%)						

*Estimated Unspent Expenditures Included in Operating:

641,700

641,700

720,327

**Assigned fund balance includes non-spendable, restricted, committed, and assigned funds.

***The Budget Shortfall is the amount needed to achieve the target fund balance. The shortfall can be addressed by increasing revenue,

GENERAL FUND

PROJECTION	PROJECTION	PROJECTION	PROJECTION	PROJECTION
2024	2025	2026	2027	2028
\$ 8,492,170	\$ 6,124,330	\$ 4,478,514	\$ 3,215,885	\$ 1,824,001
14,680,300	15,305,300	16,025,200	16,649,900	17,384,800
5,183,800	5,287,500	5,393,300	5,501,200	5,611,200
2,944,100	2,944,100	2,944,100	2,944,100	2,944,100
5,250,226	5,355,200	5,462,300	5,571,500	5,682,900
7,138,200	7,295,200	7,455,700	7,619,700	7,787,300
119,100	119,100	119,100	119,100	119,100
442,100	442,100	442,100	442,100	442,100
28,400	28,400	28,400	28,400	28,400
\$ 35,786,226	\$ 36,876,900	\$ 37,870,200	\$ 38,876,000	\$ 39,999,900
19,481,000	20,232,200	21,013,900	21,827,400	22,674,000
15,918,932	16,226,537	16,539,710	16,858,684	17,183,596
1,271,634	555,280	532,219	421,500	416,500
324,000	327,200	330,500	333,800	337,100
547,000	570,000	105,000	215,000	105,000
346,500	346,500	346,500	346,500	346,500
265,000	265,000	265,000	265,000	265,000
\$ 38,154,066	\$ 38,522,717	\$ 39,132,829	\$ 40,267,884	\$ 41,327,696
\$ (2,367,840)	\$ (1,645,817)	\$ (1,262,629)	\$ (1,391,884)	\$ (1,327,796)
\$ 6,124,330	\$ 4,478,514	\$ 3,215,885	\$ 1,824,001	\$ 496,205
\$ 2,484,610	\$ 2,383,415	\$ 2,383,110	\$ 2,281,915	\$ 2,281,610
\$ 3,639,720	\$ 2,095,099	\$ 832,775	\$ (457,914)	\$ (1,785,405)
9.9%	5.7%	2.2%	-1.2%	-4.4%
\$ 1,650,000	\$ 1,650,000	\$ 1,650,000	\$ 1,650,000	\$ 1,650,000
\$ 5,289,720	\$ 5,395,099	\$ 5,782,775	\$ 6,142,086	\$ 6,464,595
14.4%	14.6%	15.2%	15.7%	16.1%
751,300	777,100	804,000	831,900	860,800

reducing expenditures and/or services, or a combination of the two methods.

GENERAL FUND

Notes and Assumptions:	CIP and Non-Recurring Operating	BUDGET	ESTIMATED	BUDGET
		2022	2022	2023
<u>Property - Taxable Values</u>	ADA 15 Passenger Van	-	-	-
FY23: +12.28% & \$23M new constr.	Court Resurfacing	30,000	55,000	60,000
FY24: +5.4% & \$5M new constr.	Fireboat 60 Engine Repower	-	-	-
FY25: +5.1% & \$5M new constr.	Fisher Tennis Court Lights	-	-	-
FY26: +4.7% & \$5M new constr.	Park Pavilion Replacements	-	-	-
FY27: +4.5% & \$5M new constr.	Patricia Corridor Enhancements	50,000	179,296	-
FY28: +4.4% & \$5M new constr.	Public Library Playground	100,000	-	50,000
<u>Other Tax Revenue:</u>	SCBA Airpack Replacements	370,000	370,000	-
FY24-28: +2%	Stirling Park Driving Range Lights	-	-	-
<u>Intergovernmental Revenue:</u>	Stirling Park Driving Range Shade Structure	60,000	60,000	-
FY21: Cares Act Grant \$403,000	Stirling Skate Park Street Course	-	-	-
FY22 Est.: ARPA \$2,020,000	Tethered Drone	-	-	-
FY23: ARPA \$1,000,000	Weaver Park Seawall	-	-	-
FY24-28: +2%	Weaver Pier Redecking	-	-	-
<u>Charges for Service:</u>	Weybridge Removal	-	-	-
FY24-28: +2.2%	CIP Subtotal	610,000	664,296	110,000
<u>Salaries:</u>	Citywide Exterior Painting	55,000	134,300	60,000
FY 2024-2028: +3.5%	Citywide HVAC Replacements	300,000	434,115	53,000
<u>Benefits</u>	Citywide Roof Replacements	210,000	-	620,000
FY 2024-2028: +6%	Comm Ctr. Floors	-	-	110,000
<u>Operating</u>	Hale Center North Restroom Replacement	80,000	80,000	-
FY24-28: +2%	Hale Ctr. Aluminum Rail Replacement	30,000	30,000	-
<u>Capital +1%</u>	Library Back Area Carpeting	-	-	43,000
<u>Transfers in:</u>	New Website, Cloud Systems, Open Forms,	25,000	25,000	42,500
FY20 from Building for loan \$244k	Purple Heart Park Renovation	-	-	-
& Risk for Pay Plan \$131.5k	SR 580 Mast Arm Repainting	-	-	-
& CRA for P&R \$28.4k	Station 60 Kitchen Renovation	-	-	40,800
FY21 from Stormwater for loan \$59.5k	Station 62 Kitchen Renovation	-	-	-
& CRA for P&R \$28.4k	Study and Enhance Street Lighting	-	-	-
FY22-28 from CRA for P&R \$28.4k	Non-Recurring Operating Subtotal	700,000	703,415	969,300
<u>Transfers out:</u>	Beltrees Street Improvement Study	-	-	45,000
FY20 to Stadium for operations \$250k	City of Dunedin Strategic Planning	-	-	65,000
FY21 to Stadium for operations \$265k	Classification & Compensation/Org Study	40,000	73,600	-
FY22 to Stadium for operations \$265k	Clearwater Ferry Service Contribution	49,927	-	-
& Stormwater for radio loan \$30k	Coca-Cola Dunedin Technical Analysis	35,000	35,000	20,000
FY23 to Stormwater for radio loan \$30k	Downtown Loooper	-	-	-
FY24-28 to Stadium for operations \$265k	Dunedin Golf Club Sustainability Plan	-	8,500	-
	Golf Cart (Micro-Mobility) Infrastructure Plan	-	-	50,000
	Historic Resources Survey	50,000	50,000	-
	New City Hall Grand Opening Ceremony	-	20,000	-
	Land Development Code Update	-	-	125,000
	Marina Master Plan	-	-	100,000
	MSB and TSB Relocation	181,200	181,200	64,200
	Parking Garage Maintenance	101,500	101,500	101,500
	Public Art Master Plan & Implementation	35,000	41,251	35,000
	Ready for 100 - Study	-	-	100,000
	Repair & Maintenance TBD	-	-	-
	Short-Term Vacation Rental Program Evaluation	75,000	75,000	-
	Other Non-Recurring Operating Subtotal	567,627	586,051	705,700
	Total Non-Recurring Operating	1,267,627	1,289,467	1,675,000
	Total CIP/Non-Recurring Operating	\$ 1,877,627	\$ 1,953,762	\$ 1,785,000

GENERAL FUND

PROJECTION 2024	PROJECTION 2025	PROJECTION 2026	PROJECTION 2027	PROJECTION 2028
-	-	-	40,000	-
60,000	-	25,000	25,000	25,000
-	60,000	-	-	-
125,000	-	-	-	-
250,000	-	80,000	150,000	80,000
20,000	-	-	-	-
-	-	-	-	-
-	-	-	-	-
50,000	-	-	-	-
-	-	-	-	-
-	200,000	-	-	-
42,000	-	-	-	-
-	150,000	-	-	-
-	150,000	-	-	-
-	10,000	-	-	-
547,000	570,000	105,000	215,000	105,000
-	-	-	-	-
25,000	-	-	-	-
725,000	-	-	-	-
-	-	-	-	-
-	-	-	-	-
-	-	-	-	-
36,934	38,780	40,719	-	-
100,000	-	-	-	-
-	125,000	-	-	-
-	-	-	-	-
48,200	-	-	-	-
-	25,000	-	-	-
935,134	188,780	40,719	-	-
-	-	-	-	-
20,000	-	-	-	-
-	-	60,000	-	-
55,000	55,000	55,000	55,000	55,000
-	-	-	-	-
-	50,000	40,000	30,000	25,000
-	-	-	-	-
-	-	-	-	-
-	-	-	-	-
125,000	125,000	-	-	-
-	-	-	-	-
-	-	-	-	-
101,500	101,500	101,500	101,500	101,500
35,000	35,000	35,000	35,000	35,000
-	-	-	-	-
-	-	200,000	200,000	200,000
-	-	-	-	-
336,500	366,500	491,500	421,500	416,500
1,271,634	555,280	532,219	421,500	416,500
\$ 1,818,634	\$ 1,125,280	\$ 637,219	\$ 636,500	\$ 521,500

STADIUM FUND

	ACTUAL 2020	ACTUAL 2021	BUDGET 2022	ESTIMATED 2022	BUDGET 2023
BEGINNING FUND BALANCE	\$ 21,422,814	\$ 6,352,832	\$ 1,500,552	\$ 3,936,637	\$ 4,294,722
REVENUES					
Property Taxes	-	-	-	-	-
Other Taxes	-	-	-	-	-
Licenses, Permits, Fees	-	-	-	-	-
Intergovernmental	31,163,171	1,500,000	1,500,000	1,500,000	1,000,000
Charges for Services	27,357	423,933	386,000	386,000	391,000
Fines	-	-	-	-	-
Miscellaneous	21,558,765	7,429,025	1,637,800	1,637,800	1,626,300
Debt Proceeds	-	-	-	-	-
Transfers In	250,000	765,000	265,000	265,000	-
TOTAL REVENUES	\$ 52,999,292	\$ 10,117,958	\$ 3,788,800	\$ 3,788,800	\$ 3,017,300
EXPENDITURES					
Personnel	-	-	-	-	-
Operating	209,045	189,536	567,400	567,400	643,600
Non-Recurring Operating	-	-	-	-	-
Capital	65,059,695	9,766,360	-	-	-
CIP Capital	-	-	-	30,515	-
Other	-	-	-	-	-
Debt Service	2,800,534	2,578,257	2,332,800	2,332,800	2,335,300
Transfers Out	-	-	500,000	500,000	-
TOTAL EXPENDITURES	\$ 68,069,274	\$ 12,534,153	\$ 3,400,200	\$ 3,430,715	\$ 2,978,900
REVENUE OVER/(UNDER) EXPENDITURES	\$ (15,069,982)	\$ (2,416,195)	\$ 388,600	\$ 358,085	\$ 38,400
ENDING FUND BALANCE	\$ 6,352,832	\$ 3,936,637	\$ 1,889,152	\$ 4,294,722	\$ 4,333,122
RESERVED FOR CAPITAL	\$ 241,716	\$ 1,070,665	\$ 630,000	\$ 1,405,665	\$ 1,740,665
ENDING AVAILABLE FUND BALANCE	\$ 6,111,116	\$ 2,865,972	\$ 1,259,152	\$ 2,889,057	\$ 2,592,457
FB as % of Operating Budget (TARGET: 15%)	2923.3%	1512.1%	221.9%	509.2%	402.8%

Notes:

Operating +3%

Transfers in:

FY21-FY28 from General Fund
for operations - \$265,000 per year
FY21 from Penny Fund - \$500,000

Transfers out:

FY22 to repay Penny Fund - \$500,000

	BUDGET 2022	ESTIMATED 2022	BUDGET 2023
CIP and Non-Recurring Operating			
Stadium & Player Development Complex Rec	-	30,515	-
CIP Subtotal	-	30,515	-
Non-Recurring Operating Subtotal	-	-	-
Total CIP/Non-Recurring Operating	\$ -	\$ 30,515	\$ -

STADIUM FUND

PROJECTION 2024	PROJECTION 2025	PROJECTION 2026	PROJECTION 2027	PROJECTION 2028
\$ 4,333,122	\$ 4,625,222	\$ 4,901,322	\$ 4,977,722	\$ 5,042,722
-	-	-	-	-
-	-	-	-	-
-	-	-	-	-
1,000,000	1,000,000	1,000,000	1,000,000	1,000,000
391,000	391,000	205,000	205,000	205,000
-	-	-	-	-
1,626,900	1,632,700	1,638,700	1,644,900	1,862,900
-	-	-	-	-
265,000	265,000	265,000	265,000	265,000
\$ 3,282,900	\$ 3,288,700	\$ 3,108,700	\$ 3,114,900	\$ 3,332,900
-	-	-	-	-
662,900	682,800	703,300	724,400	746,100
-	-	-	-	-
-	-	-	-	-
-	-	-	-	-
-	-	-	-	-
2,327,900	2,329,800	2,329,000	2,325,500	2,324,100
-	-	-	-	-
\$ 2,990,800	\$ 3,012,600	\$ 3,032,300	\$ 3,049,900	\$ 3,070,200
\$ 292,100	\$ 276,100	\$ 76,400	\$ 65,000	\$ 262,700
\$ 4,625,222	\$ 4,901,322	\$ 4,977,722	\$ 5,042,722	\$ 5,305,422
\$ 2,575,665	\$ 2,910,665	\$ 3,070,665	\$ 3,230,665	\$ 3,390,665
\$ 2,049,557	\$ 1,990,657	\$ 1,907,057	\$ 1,812,057	\$ 1,914,757
309.2%	291.5%	271.2%	250.1%	256.6%
PROJECTION 2024	PROJECTION 2025	PROJECTION 2026	PROJECTION 2027	PROJECTION 2028
-	-	-	-	-
-	-	-	-	-
-	-	-	-	-
-	-	-	-	-
\$ -	\$ -	\$ -	\$ -	\$ -

IMPACT FEE FUND

	ACTUAL 2020	ACTUAL 2021	BUDGET 2022	ESTIMATED 2022	BUDGET 2023
BEGINNING FUND BALANCE	\$ 693,759	\$ 799,293	\$ 983,494	\$ 858,406	\$ 399,325
REVENUES					
Property Taxes	-	-	-	-	-
Other Taxes	-	-	-	-	-
Licenses, Permits, Fees	246,679	111,643	244,000	144,000	145,500
Intergovernmental	15,333	10,048	-	-	-
Charges for Services	-	-	-	-	-
Fines	-	-	-	-	-
Miscellaneous	29,743	1,319	2,100	2,100	700
Debt Proceeds	-	-	-	-	-
Transfers In	101,000	38,000	35,510	35,510	8,058
TOTAL REVENUES	\$ 392,755	\$ 161,010	\$ 281,610	\$ 181,610	\$ 154,258
EXPENDITURES					
Personnel	-	-	-	-	-
Operating	-	-	-	-	-
Non-Recurring Operating	-	-	-	-	-
Capital	287,221	101,897	-	-	-
CIP Capital	-	-	140,000	640,691	60,000
Other	-	-	-	-	-
Debt Service	-	-	-	-	-
Transfers Out	-	-	-	-	-
TOTAL EXPENDITURES	\$ 287,221	\$ 101,897	\$ 140,000	\$ 640,691	\$ 60,000
REVENUE OVER/(UNDER) EXPENDITURES	\$ 105,534	\$ 59,112	\$ 141,610	\$ (459,081)	\$ 94,258
ENDING FUND BALANCE	\$ 799,293	\$ 858,406	\$ 1,125,104	\$ 399,325	\$ 493,583
ENDING AVAILABLE FUND BALANCE	\$ 799,293	\$ 858,406	\$ 1,125,104	\$ 399,325	\$ 493,583
FB as % of Operating Budget	N/A	N/A	N/A	N/A	N/A

Notes:	CIP and Non-Recurring Operating	BUDGET 2022	ESTIMATED 2022	BUDGET 2023
License, Permit, and Fee revenue reflect known development projects only	Pedestrian Safety Crossing Imp-Various l	140,000	140,000	60,000
Transfer in:	Fire Training Facility & EOC*	-	691	-
FY20-26 from CRA for Park Impact Fee contributions.	Jerry Lake	-	500,000	-
	CIP Subtotal	140,000	140,691	60,000
		-	-	-
*Fire Training Facility & EOC cost paid for with Fire Impact Fees	Non-Recurring Operating Subtotal	-	-	-
	Total CIP/Non-Recurring Operating	\$ 140,000	\$ 140,691	\$ 60,000

IMPACT FEE FUND

PROJECTION 2024	PROJECTION 2025	PROJECTION 2026	PROJECTION 2027	PROJECTION 2028
\$ 493,583	\$ 556,733	\$ 617,383	\$ 672,333	\$ 722,983
-	-	-	-	-
-	-	-	-	-
51,050	51,350	48,550	48,250	48,250
-	-	-	-	-
-	-	-	-	-
2,400	2,400	2,400	2,400	2,400
-	-	-	-	-
9,700	6,900	4,000	-	-
\$ 63,150	\$ 60,650	\$ 54,950	\$ 50,650	\$ 50,650
-	-	-	-	-
-	-	-	-	-
-	-	-	-	-
-	-	-	-	-
-	-	-	-	-
-	-	-	-	-
\$ -	\$ -	\$ -	\$ -	\$ -
\$ 63,150	\$ 60,650	\$ 54,950	\$ 50,650	\$ 50,650
\$ 556,733	\$ 617,383	\$ 672,333	\$ 722,983	\$ 773,633
\$ 556,733	\$ 617,383	\$ 672,333	\$ 722,983	\$ 773,633
N/A	N/A	N/A	N/A	N/A
PROJECTION 2024	PROJECTION 2025	PROJECTION 2026	PROJECTION 2027	PROJECTION 2028
-	-	-	-	-
-	-	-	-	-
-	-	-	-	-
-	-	-	-	-
-	-	-	-	-
\$ -	\$ -	\$ -	\$ -	\$ -

PUBLIC ART FUND

	ACTUAL 2020	ACTUAL 2021	BUDGET 2022	ESTIMATED 2022	BUDGET 2023
BEGINNING FUND BALANCE	\$ -	\$ 50,894	\$ 5,248	\$ 9,581	\$ (60,247)
REVENUES					
Property Taxes	-	-	-	-	-
Other Taxes	-	-	-	-	-
Licenses, Permits, Fees	-	1,750	27,750	10,000	25,000
Intergovernmental	-	-	-	-	-
Charges for Services	-	-	-	-	-
Fines	-	-	-	-	-
Miscellaneous	1,199	(24)	-	-	-
Debt Proceeds	-	-	-	-	-
Transfers In	100,000	-	-	-	25,000
TOTAL REVENUES	\$ 101,199	\$ 1,726	\$ 27,750	\$ 10,000	\$ 50,000
EXPENDITURES					
Personnel	-	-	-	-	-
Operating	15,204	7,940	-	-	-
Non-Recurring Operating	-	-	25,000	29,728	25,000
Capital	-	-	-	-	-
CIP Capital	-	-	15,000	15,000	-
Other	-	-	-	-	-
Debt Service	-	-	-	-	-
Transfers Out	35,100	35,100	35,100	35,100	-
TOTAL EXPENDITURES	\$ 50,304	\$ 43,040	\$ 75,100	\$ 79,828	\$ 25,000
REVENUE OVER/(UNDER) EXPENDITURES	\$ 50,894	\$ (41,314)	\$ (47,350)	\$ (69,828)	\$ 25,000
ENDING FUND BALANCE	\$ 50,894	\$ 9,581	\$ (42,102)	\$ (60,247)	\$ (35,247)
ENDING AVAILABLE FUND BALANCE	\$ 50,894	\$ 9,581	\$ (42,102)	\$ (60,247)	\$ (35,247)
FB as % of Operating Budget	N/A	N/A	N/A	N/A	N/A

Notes:

Transfer in:

FY20 interfund loan from Building
Fund - \$100,000

FY23 interfund loan from Building
Fund - \$25,000

Transfer out:

FY20-FY23 repayment of FY20 Building

Fund loan - \$35,100 per year

FY24-FY26 repayment of FY23 Building

Fund loan - \$8,600 per year

	BUDGET 2022	ESTIMATED 2022	BUDGET 2023
CIP and Non-Recurring Operating			
Jay Walk	15,000	15,000	-
CIP Subtotal	15,000	15,000	-
Public Art Master Plan & Implementati	25,000	29,728	25,000
Non-Recurring Operating Subtotal	25,000	29,728	25,000
Total CIP/Non-Recurring Operating	\$ 40,000	\$ 44,728	\$ 25,000

PUBLIC ART FUND

PROJECTION	PROJECTION	PROJECTION	PROJECTION	PROJECTION
2024	2025	2026	2027	2028
\$ (35,247)	\$ (33,847)	\$ (32,447)	\$ (31,047)	\$ (21,047)
-	-	-	-	-
-	-	-	-	-
10,000	10,000	10,000	10,000	10,000
-	-	-	-	-
-	-	-	-	-
-	-	-	-	-
-	-	-	-	-
-	-	-	-	-
\$ 10,000	\$ 10,000	\$ 10,000	\$ 10,000	\$ 10,000
-	-	-	-	-
-	-	-	-	-
-	-	-	-	-
-	-	-	-	-
-	-	-	-	-
8,600	8,600	8,600	-	-
\$ 8,600	\$ 8,600	\$ 8,600	\$ -	\$ -
\$ 1,400	\$ 1,400	\$ 1,400	\$ 10,000	\$ 10,000
\$ (33,847)	\$ (32,447)	\$ (31,047)	\$ (21,047)	\$ (11,047)
\$ (33,847)	\$ (32,447)	\$ (31,047)	\$ (21,047)	\$ (11,047)
N/A	N/A	N/A	N/A	N/A

PROJECTION	PROJECTION	PROJECTION	PROJECTION	PROJECTION
2024	2025	2026	2027	2028
-	-	-	-	-
-	-	-	-	-
-	-	-	-	-
-	-	-	-	-
\$ -	\$ -	\$ -	\$ -	\$ -

BUILDING FUND

	ACTUAL 2020	ACTUAL 2021	BUDGET 2022	ESTIMATED 2022	BUDGET 2023
BEGINNING FUND BALANCE	\$ 3,358,816	\$ 2,463,923	\$ 2,686,382	\$ 2,811,566	\$ 2,364,242
REVENUES					
Property Taxes	-	-	-	-	-
Other Taxes	-	-	-	-	-
Licenses, Permits, Fees	1,751,299	1,565,899	1,000,000	1,000,000	1,100,000
Intergovernmental	-	1,759	-	-	-
Charges for Services	-	-	-	-	-
Fines	-	-	-	-	-
Miscellaneous	38,246	8,420	8,000	8,000	6,500
Debt Proceeds	-	-	-	-	-
Transfers In	35,100	35,100	35,100	35,100	-
TOTAL REVENUES	\$ 1,824,645	\$ 1,611,178	\$ 1,043,100	\$ 1,043,100	\$ 1,106,500
EXPENDITURES					
Personnel	827,377	776,421	916,500	916,500	968,300
Operating	378,123	452,560	447,847	467,847	450,097
Non-Recurring Operating	-	-	20,710	20,710	-
Capital	152,127	34,555	-	-	-
CIP Capital	-	-	-	85,367	-
Other	-	-	-	-	-
Debt Service	-	-	-	-	-
Transfers Out	1,361,911	-	-	-	25,000
TOTAL EXPENDITURES	\$ 2,719,538	\$ 1,263,535	\$ 1,385,057	\$ 1,490,424	\$ 1,443,397
REVENUE OVER/(UNDER) EXPENDITURES	\$ (894,893)	\$ 347,642	\$ (341,957)	\$ (447,324)	\$ (336,897)
ENDING FUND BALANCE	\$ 2,463,923	\$ 2,811,566	\$ 2,344,425	\$ 2,364,242	\$ 2,027,345
ENDING AVAILABLE FUND BALANCE	\$ 2,463,923	\$ 2,811,566	\$ 2,344,425	\$ 2,364,242	\$ 2,027,345
FB as % of Operating Budget	204.4%	228.8%	169.3%	168.3%	142.9%
(TARGET: 15%)					

Notes and Assumptions:	CIP and Non-Recurring Operating	BUDGET 2022	ESTIMATED 2022	BUDGET 2023
Licenses, Permits, Fees: FY24-28 +3%	ERP Replacement	-	85,367	-
Miscellaneous: FY24-28: +1%	CIP Subtotal	-	85,367	-
Salaries: FY24-28: +3.5%	ERP Onsite Training for Phase 1-4	10,450	10,450	-
Benefits: FY24-28: +6%	ERP Disaster Recovery Services	10,260	10,260	-
Operating +2%	Non-Recurring Operating Subtotal	20,710	20,710	-
<u>Transfer in:</u>	Total CIP/Non-Recurring Operating	\$ 20,710	\$ 106,077	\$ -

FY20-22 repayment of FY20 Public

Art Fund loan - \$35,100 per year.

FY24-26 repayment of FY23 Public

Art Fund loan - \$8,600 per year.

Transfer out:

FY20 to Penny Fund for share of New City Hall - \$1,017,600

FY20 interfund loan to Public Art fund - \$100,000

FY20 to General Fund for seed money repayment - \$244,311

FY23 interfund loan to Public Art fund - \$25,000

*Personnel costs are estimated to decrease in FY24 & FY25 due to retirements and potential re-organization.

BUILDING FUND

PROJECTION	PROJECTION	PROJECTION	PROJECTION	PROJECTION
2024	2025	2026	2027	2028
\$ 2,027,345	\$ 1,775,445	\$ 1,578,345	\$ 1,371,945	\$ 1,147,045
-	-	-	-	-
-	-	-	-	-
1,133,000	1,167,000	1,202,000	1,238,100	1,275,200
-	-	-	-	-
-	-	-	-	-
6,600	6,700	6,800	6,900	7,000
-	-	-	-	-
8,600	8,600	8,600	-	-
\$ 1,148,200	\$ 1,182,300	\$ 1,217,400	\$ 1,245,000	\$ 1,282,200
939,000	909,100	944,100	980,600	1,018,500
459,100	468,300	477,700	487,300	497,000
-	-	-	-	-
2,000	2,000	2,000	2,000	2,000
-	-	-	-	-
-	-	-	-	-
-	-	-	-	-
\$ 1,400,100	\$ 1,379,400	\$ 1,423,800	\$ 1,469,900	\$ 1,517,500
\$ (251,900)	\$ (197,100)	\$ (206,400)	\$ (224,900)	\$ (235,300)
\$ 1,775,445	\$ 1,578,345	\$ 1,371,945	\$ 1,147,045	\$ 911,745
\$ 1,775,445	\$ 1,578,345	\$ 1,371,945	\$ 1,147,045	\$ 911,745
127.0%	114.6%	96.5%	78.1%	60.2%

PROJECTION	PROJECTION	PROJECTION	PROJECTION	PROJECTION
2024	2025	2026	2027	2028
-	-	-	-	-
-	-	-	-	-
-	-	-	-	-
-	-	-	-	-
-	-	-	-	-
\$ -	\$ -	\$ -	\$ -	\$ -

COUNTY GAS TAX FUND

	ACTUAL 2020	ACTUAL 2021	BUDGET 2022	ESTIMATED 2022	BUDGET 2023
BEGINNING FUND BALANCE	\$ 869,252	\$ 461,285	\$ 520,049	\$ 512,626	\$ 385,216
REVENUES					
Property Taxes	-	-	-	-	-
Other Taxes	450,261	468,888	437,500	474,000	481,000
Licenses, Permits, Fees	-	-	-	-	-
Intergovernmental	-	-	123,574	0	-
Charges for Services	-	-	-	-	-
Fines	-	-	-	-	-
Miscellaneous	8,530	755	1,000	1,000	1,000
Debt Proceeds	-	-	-	-	-
Transfers In	-	-	-	-	-
TOTAL REVENUES	\$ 458,791	\$ 469,643	\$ 562,074	\$ 475,000	\$ 482,000
EXPENDITURES					
Personnel	-	-	-	-	-
Operating	68,170	124,657	131,500	150,914	163,000
Non-Recurring Operating	-	-	50,000	55,000	225,000
Capital	798,588	293,645	-	-	-
CIP Capital	-	-	345,000	396,497	310,000
Other	-	-	-	-	-
Debt Service	-	-	-	-	-
Transfers Out	-	-	-	-	-
TOTAL EXPENDITURES	\$ 866,758	\$ 418,302	\$ 526,500	\$ 602,411	\$ 698,000
REVENUE OVER/(UNDER) EXPENDITURES	\$ (407,967)	\$ 51,341	\$ 35,574	\$ (127,410)	\$ (216,000)
ENDING FUND BALANCE	\$ 461,285	\$ 512,626	\$ 555,623	\$ 385,216	\$ 169,216
ENDING AVAILABLE FUND BALANCE	\$ 461,285	\$ 512,626	\$ 555,623	\$ 385,216	\$ 169,216
FB as % of Operating Budget	676.7%	411.2%	306.1%	187.1%	43.6%
(TARGET: 15%)					

Notes:	CIP and Non-Recurring Operating	BUDGET 2022	ESTIMATED 2022	BUDGET 2023
<u>County Gas Tax Revenue</u>	Pavement Management Program	310,000	326,497	310,000
FY2023: +9.9%	Alt. 19 Downtown Street Print Enhancerr	35,000	70,000	-
FY2024: +1.5%	Subtotal CIP	345,000	396,497	310,000
FY2025: +0.7%	City Sidewalk Inspection Program	50,000	55,000	225,000
FY2026: +0.5%	Non-Recurring Operating Subtotal	50,000	55,000	225,000
FY2027: +0.4%	Total CIP/Non-Recurring Operating	\$ 395,000	\$ 451,497	\$ 535,000
FY2028: +0.2%				

Miscellaneous Revenue: +1%

Operating: +3%

Capital: as programmed

COUNTY GAS TAX FUND

PROJECTION 2024	PROJECTION 2025	PROJECTION 2026	PROJECTION 2027	PROJECTION 2028
\$ 169,216	\$ 167,526	\$ 185,426	\$ 201,926	\$ 216,426
-	-	-	-	-
488,200	491,600	494,100	496,100	497,100
-	-	-	-	-
-	-	-	-	-
-	-	-	-	-
1,000	1,000	1,000	1,000	1,000
-	-	-	-	-
-	-	-	-	-
\$ 489,200	\$ 492,600	\$ 495,100	\$ 497,100	\$ 498,100
-	-	-	-	-
125,890	129,700	133,600	137,600	141,700
75,000	75,000	75,000	75,000	75,000
-	-	-	-	-
290,000	270,000	270,000	270,000	270,000
-	-	-	-	-
-	-	-	-	-
-	-	-	-	-
\$ 490,890	\$ 474,700	\$ 478,600	\$ 482,600	\$ 486,700
\$ (1,690)	\$ 17,900	\$ 16,500	\$ 14,500	\$ 11,400
\$ 167,526	\$ 185,426	\$ 201,926	\$ 216,426	\$ 227,826
\$ 167,526	\$ 185,426	\$ 201,926	\$ 216,426	\$ 227,826
83.4%	90.6%	96.8%	101.8%	105.1%

PROJECTION 2024	PROJECTION 2025	PROJECTION 2026	PROJECTION 2027	PROJECTION 2028
290,000	270,000	270,000	270,000	270,000
-	-	-	-	-
290,000	270,000	270,000	270,000	270,000
75,000	75,000	75,000	75,000	75,000
75,000	75,000	75,000	75,000	75,000
\$ 365,000	\$ 345,000	\$ 345,000	\$ 345,000	\$ 345,000

PENNY FUND

	ACTUAL 2020	ACTUAL 2021	BUDGET 2022	ESTIMATED 2022	BUDGET 2023
BEGINNING FUND BALANCE	\$ 7,408,253	\$ 6,239,738	\$ 14,284,833	\$ 24,297,039	\$ 5,496,887
REVENUES					
Property Taxes	-	-	-	-	-
Other Taxes	3,933,570	4,586,465	4,200,500	4,953,382	4,989,000
Licenses, Permits, Fees	-	-	-	-	-
Intergovernmental	351,782	126,768	471,855	0	700,000
Charges for Services	-	-	-	-	-
Fines	-	-	-	-	-
Miscellaneous	112,398	6,190,049	15,000	20,000	15,000
Debt Proceeds	-	20,711,000	-	-	-
Transfers In	1,017,600	-	659,600	659,600	468,600
TOTAL REVENUES	\$ 5,415,349	\$ 31,614,282	\$ 5,346,955	\$ 5,632,982	\$ 6,172,600
EXPENDITURES					
Personnel	-	-	-	-	-
Operating	-	-	-	-	-
Non-Recurring Operating	-	-	-	-	-
Capital	5,807,980	12,217,936	-	-	-
CIP Capital	-	-	14,596,601	22,757,734	4,578,360
Other	-	-	-	-	-
Debt Service	775,884	839,045	1,675,400	1,675,400	3,408,000
Transfers Out	-	500,000	-	-	-
TOTAL EXPENDITURES	\$ 6,583,865	\$ 13,556,981	\$ 16,272,001	\$ 24,433,134	\$ 7,986,360
REVENUE OVER/(UNDER) EXPENDITURES	\$ (1,168,515)	\$ 18,057,301	\$ (10,925,046)	\$ (18,800,152)	\$ (1,813,760)
ENDING FUND BALANCE	\$ 6,239,738	\$ 24,297,039	\$ 3,359,787	\$ 5,496,887	\$ 3,683,127
ENDING AVAILABLE FUND BALANCE	\$ 6,239,738	\$ 24,297,039	\$ 3,359,787	\$ 5,496,887	\$ 3,683,127

FB as % of Operating Budget N/A N/A N/A N/A N/A

*This fund is restricted for capital expenditures

PENNY FUND

PROJECTION	PROJECTION	PROJECTION	PROJECTION	PROJECTION
2024	2025	2026	2027	2028
\$ 3,683,127	\$ 25,127	\$ 140,427	\$ 1,003,127	\$ 2,531,727
-	-	-	-	-
5,163,600	5,365,000	5,504,500	5,691,700	5,862,500
-	-	-	-	-
-	-	-	-	-
-	-	-	-	-
273,000	20,000	20,000	20,000	20,000
3,100,000	-	-	-	-
468,700	468,600	468,700	468,500	468,600
\$ 9,005,300	\$ 5,853,600	\$ 5,993,200	\$ 6,180,200	\$ 6,351,100
-	-	-	-	-
-	-	-	-	-
-	-	-	-	-
8,962,000	1,742,000	1,132,000	1,332,000	1,030,000
-	-	-	-	-
3,701,300	3,996,300	3,998,500	3,319,600	3,319,800
-	-	-	-	-
\$ 12,663,300	\$ 5,738,300	\$ 5,130,500	\$ 4,651,600	\$ 4,349,800
\$ (3,658,000)	\$ 115,300	\$ 862,700	\$ 1,528,600	\$ 2,001,300
\$ 25,127	\$ 140,427	\$ 1,003,127	\$ 2,531,727	\$ 4,533,027
\$ 25,127	\$ 140,427	\$ 1,003,127	\$ 2,531,727	\$ 4,533,027
N/A	N/A	N/A	N/A	N/A

PENNY FUND

Notes:	CIP	BUDGET 2022	ESTIMATED 2022	BUDGET 2023
<u>Penny Tax Revenue</u>	Patricia Corridor Enhancements	-	-	155,000
FY23: +18.8%	Playground Equip. Replacement	35,000	38,648	125,000
FY24: +3.5%	Dog Park	-	-	300,000
FY25: +3.9%	Pavement Management Program	690,000	1,229,239	690,000
FY26: +2.6%	Dunedin Golf Course Cart Barn	-	30,727	-
FY27: +3.4%	Fire Training Facility & EOC	-	168,451	-
FY28: +3.0%	New City Hall	9,592,001	19,009,599	-
	Highlander Pool Replacement	900,000	100,000	-
<u>Intergovernmental Revenue</u>	Skinner Corridor Improvements	-	-	-
FY20-21: County contribution of 12.8% for Fire Train. Ctr/EOC - Total of \$478k	Parks Maintenance Facility	1,324,600	1,324,600	-
	Athletic Field Renovation	100,000	100,884	100,000
<u>Misc. Revenue</u>	Bridges & Boardwalks	-	14,137	-
FY21 Gateway sale proceeds \$1,663,120.	Jerry Lake Parking Lot Renovation	420,000	420,000	-
FY24 \$250k budgeted as placeholder for proceeds from sale of Jones Bldg. Current market value is assed at \$646k.	Community Center Parking Lot	-	-	-
	Citywide Parking Lot Resurfacing	-	-	156,360
	Court Resurfacing	-	3,950	-
<u>Transfers in:</u>	Pram Shed Replacement	350,000	82,500	600,000
FY20 from Building for share of New City Hall \$1,017,600.	Parking Garage	-	-	1,200,000
	Brick Streets Program	-	-	602,000
FY22 repayment from Stadium \$500,000.	Gladys Douglas Preserve Developmen	200,000	200,000	650,000
FY22 from Water/WW for share of New City Hall debt payments \$159,600.	Coca-Cola Property Adaptive Reuse	300,000	-	-
	Milwaukee Ave Streetscape Parking	35,000	35,000	-
FY23-30 from Water/WW for share of New City Hall debt payments \$468,600.	Affordable Housing	650,000	-	-
	Total CIP	14,596,601	22,757,734	4,578,360
<u>Transfers out:</u>				
FY21 payment to Stadium \$500,000.				

PENNY FUND

PROJECTION 2024	PROJECTION 2025	PROJECTION 2026	PROJECTION 2027	PROJECTION 2028
-	-	-	-	-
-	60,000	100,000	200,000	200,000
-	-	-	-	-
710,000	730,000	730,000	730,000	730,000
-	-	-	-	-
-	-	-	-	-
-	-	-	-	-
4,500,000	-	-	-	-
1,000,000	-	-	-	-
-	-	-	-	-
-	-	-	100,000	100,000
-	-	-	-	-
-	-	-	-	-
-	350,000	-	-	-
-	-	-	-	-
-	-	-	-	-
-	-	-	-	-
1,500,000	-	-	-	-
302,000	302,000	302,000	302,000	-
650,000	-	-	-	-
300,000	300,000	-	-	-
-	-	-	-	-
-	-	-	-	-
8,962,000	1,742,000	1,132,000	1,332,000	1,030,000

AMERICAN RESCUE PLAN ACT (ARPA) FUND

	ACTUAL 2020	ACTUAL 2021	BUDGET 2022	ESTIMATED 2022	BUDGET 2023
BEGINNING FUND BALANCE	\$ -	\$ -	\$ -	\$ -	\$ 4,016,102
REVENUES					
Property Taxes	-	-	-	-	-
Other Taxes	-	-	-	-	-
Licenses, Permits, Fees	-	-	-	-	-
Intergovernmental	-	-	9,150,000	7,130,000	8,149,845
Charges for Services	-	-	-	-	-
Fines	-	-	-	-	-
Miscellaneous	-	-	-	-	-
Debt Proceeds	-	-	-	-	-
Transfers In	-	-	-	-	-
TOTAL REVENUES	\$ -	\$ -	\$ 9,150,000	\$ 7,130,000	\$ 8,149,845
EXPENDITURES					
Personnel	-	-	-	318,360	-
Operating	-	-	690,131	361,000	-
Non-Recurring Operating	-	-	-	487,207	330,000
Capital	-	-	-	-	-
CIP Capital	-	-	-	1,397,331	6,775,000
Other	-	-	-	550,000	-
Debt Service	-	-	-	-	-
Transfers Out	-	-	-	-	-
TOTAL EXPENDITURES	\$ -	\$ -	\$ 690,131	\$ 3,113,898	\$ 7,105,000
REVENUE OVER/(UNDER) EXPENDITURES	\$ -	\$ -	\$ 8,459,869	\$ 4,016,102	\$ 1,044,845
ENDING FUND BALANCE	\$ -	\$ -	\$ 8,459,869	\$ 4,016,102	\$ 5,060,947
ENDING AVAILABLE FUND BALANCE	\$ -	\$ -	\$ 8,459,869	\$ 4,016,102	\$ 5,060,947
FB as % of Operating Budget	N/A	N/A	N/A	N/A	N/A

Notes:	CIP and Non-Recurring Operating	BUDGET 2022	ESTIMATED 2022	BUDGET 2023
<p>The estimated federal grant revenue under the American Rescue Plan Act for the City of Dunedin is approximately \$18.3M in total. The payments are expected to be received in two equal tranches approximately 12 months apart.</p> <p>\$3,020,000 of the \$18,300,000 has been accounted for in the General Fund for revenue recovery for governmental services.</p>	Dunedin Golf Club Renovation & Transition Plan	-	-	2,000,000
	Dunedin Public Library Playground	-	-	50,000
	Highlander Pool Replacement	-	-	2,000,000
	Pickleball Courts	-	-	400,000
	Skinner Blvd Improvements	-	-	-
	Affordable/Workforce Housing Program	-	-	650,000
	Cybersecurity Training & Equipment	-	199,606	-
	Special Rescue Vehicle	-	72,725	-
	Broadband Internet Fiber Cable Infrastru	-	1,125,000	1,675,000
	CIP Subtotal	-	1,397,331	6,775,000
	Clearwater Ferry Service Contribution	-	-	55,000
	Cybersecurity Training & Equipment	-	50,059	-
	Marketing Plan/Campaign for Brand Awareness	-	-	100,000
	HR Recruitment/Retention Software Initi	-	23,448	-
	Special Event Funding	-	413,700	-
	Downtown Looper	-	-	175,000
	Projects TBD	-	-	-
Non-Recurring Operating Subtotal	-	487,207	330,000	
Total CIP/Non-Recurring Operating	\$ -	\$ 1,884,538	\$ 7,105,000	

AMERICAN RESCUE PLAN ACT (ARPA) FUND

PROJECTION 2024	PROJECTION 2025	PROJECTION 2026	PROJECTION 2027	PROJECTION 2028
\$ 5,060,947	\$ 435,947	\$ -	\$ -	\$ -
-	-	-	-	-
-	-	-	-	-
-	-	-	-	-
-	-	-	-	-
-	-	-	-	-
-	-	-	-	-
-	-	-	-	-
-	-	-	-	-
-	-	-	-	-
\$ -	\$ -	\$ -	\$ -	\$ -
-	-	-	-	-
-	-	-	-	-
125,000	435,947	-	-	-
-	-	-	-	-
4,500,000	-	-	-	-
-	-	-	-	-
-	-	-	-	-
-	-	-	-	-
\$ 4,625,000	\$ 435,947	\$ -	\$ -	\$ -
\$ (4,625,000)	\$ (435,947)	\$ -	\$ -	\$ -
\$ 435,947	\$ -	\$ -	\$ -	\$ -
\$ 435,947	\$ -	\$ -	\$ -	\$ -
N/A	N/A	N/A	N/A	N/A
PROJECTION 2024	PROJECTION 2025	PROJECTION 2026	PROJECTION 2027	PROJECTION 2028
-	-	-	-	-
-	-	-	-	-
2,000,000	-	-	-	-
-	-	-	-	-
1,500,000	-	-	-	-
-	-	-	-	-
-	-	-	-	-
-	-	-	-	-
1,000,000	-	-	-	-
4,500,000	-	-	-	-
-	-	-	-	-
-	-	-	-	-
-	-	-	-	-
-	-	-	-	-
125,000	-	-	-	-
-	435,947	-	-	-
125,000	435,947	-	-	-
\$ 4,625,000	\$ 435,947	\$ -	\$ -	\$ -

CRA FUND

	ACTUAL 2020	ACTUAL 2021	BUDGET 2022	ESTIMATED 2022	BUDGET 2023
BEGINNING FUND BALANCE	\$ 458,607	\$ 1,026,903	\$ 795,689	\$ 1,303,416	\$ 165,980
REVENUES					
Property Taxes	1,218,940	1,348,197	1,542,757	1,542,757	1,771,933
Other Taxes	-	-	-	-	-
Licenses, Permits, Fees	-	-	-	-	-
Intergovernmental	-	2,718	-	-	-
Charges for Services	6,176	-	-	-	-
Fines	-	-	-	-	-
Miscellaneous	38,373	40,311	55,000	55,000	51,000
Debt Proceeds	-	-	3,965,000	4,114,000	-
Transfers In	6,192	-	-	-	-
TOTAL REVENUES	\$ 1,269,681	\$ 1,391,227	\$ 5,562,757	\$ 5,711,757	\$ 1,822,933
EXPENDITURES					
Personnel	245,087	241,867	258,900	258,900	287,500
Operating	250,639	423,305	138,961	144,794	158,645
Non-Recurring Operating	-	-	560,062	892,026	545,823
Capital	36,531	360,985	-	-	-
CIP Capital	-	-	4,808,000	4,917,163	315,000
Other	39,729	38,557	114,000	164,000	114,000
Debt Service	-	-	408,400	408,400	415,900
Transfers Out	129,400	50,000	63,910	63,910	36,458
TOTAL EXPENDITURES	\$ 701,386	\$ 1,114,714	\$ 6,352,233	\$ 6,849,193	\$ 1,873,326
REVENUE OVER/(UNDER) EXPENDITURES	\$ 568,296	\$ 276,513	\$ (789,476)	\$ (1,137,436)	\$ (50,393)
ENDING FUND BALANCE	\$ 1,026,903	\$ 1,303,416	\$ 6,213	\$ 165,980	\$ 115,587
ENDING AVAILABLE FUND BALANCE	\$ 1,026,903	\$ 1,303,416	\$ 6,213	\$ 165,980	\$ 115,587
FB as % of Operating Budget (TARGET: 15%)	207.2%	196.0%	0.6%	12.8%	11.7%

CRA FUND

PROJECTION 2024	PROJECTION 2025	PROJECTION 2026	PROJECTION 2027	PROJECTION 2028
\$ 115,587	\$ 227,702	\$ 389,416	\$ 577,415	\$ 900,078
1,884,592	2,010,476	2,118,043	2,422,262	2,482,800
-	-	-	-	-
-	-	-	-	-
-	-	-	-	-
-	-	-	-	-
51,500	52,000	52,500	53,000	53,500
4,000,000	-	-	-	-
-	-	-	-	-
\$ 5,936,092	\$ 2,062,476	\$ 2,170,543	\$ 2,475,262	\$ 2,536,300
297,900	308,700	319,900	331,500	343,500
161,800	165,000	168,300	171,700	175,100
332,725	244,187	214,977	223,699	232,797
-	-	-	-	-
4,515,000	100,000	200,000	350,000	400,000
64,000	64,000	64,000	64,000	64,000
414,500	983,600	983,000	983,300	983,600
38,052	35,275	32,367	28,400	-
\$ 5,823,977	\$ 1,900,762	\$ 1,982,544	\$ 2,152,599	\$ 2,198,997
\$ 112,115	\$ 161,714	\$ 187,999	\$ 322,663	\$ 337,303
\$ 227,702	\$ 389,416	\$ 577,415	\$ 900,078	\$ 1,237,381
\$ 227,702	\$ 389,416	\$ 577,415	\$ 900,078	\$ 1,237,381
28.7%	54.2%	82.1%	123.8%	164.7%

CRA FUND

Notes:	CIP and Non-Recurring Operating	BUDGET 2022	ESTIMATED 2022	BUDGET 2023
<u>Property - Taxable Values</u>	Skinner Blvd. Imp - Construction	-	-	-
FY 2023: +13.82%	John R. Lawrence Pioneer Park Enhanc	-	132,022	-
FY 2024: +5.4%	Parking Garage	4,050,000	4,091,019	-
FY 2025*: +4.7% & \$31M new constr.	Downtown Pavers, Walkability & Enha	200,000	12,307	300,000
FY 2026: +4.7%	Underground Utilities in Downtown	100,000	-	-
FY 2027: +4.5% & \$25M new constr.	Downtown Median Removal	15,000	-	15,000
FY 2028: +4.4%	Alt. 19 Downtown Street Print Enhanc	35,000	-	-
	Crosswalks on Douglas	-	213,105	-
*Starting in FY 2025 the County will base its contribution off the City's millage rate of 4.1345. In previous years it was based on the County's rate of 5.3590	Downtown Alleyway Enhancements	-	-	-
	Enhance Welcome Signs Downtown	10,000	13,710	-
	Skinner/New York Entry Way Median	-	-	-
	Highland/Louden/Virginia Streetscape	150,000	125,000	-
	Highland Streetscape	-	-	-
	Mast Arm Bass & Main	-	-	-
<u>Salaries:</u> FY24-28: +3.5%	Downtown East End Plan - Mease Mat	150,000	232,000	-
	Downtown Art (Louden / Virginia)	98,000	98,000	-
<u>Benefits:</u> FY24-28: +6%	Huntley Avenue Streetscape	-	-	-
	CIP Subtotal	4,808,000	4,917,163	315,000
<u>Operating:</u> +2%	Skinner Blvd. Imp - Design	200,000	463,219	200,000
	Downtown East End Plan - Design	27,500	48,245	-
<u>Transfer out:</u>	Downtown Landscaping Project	40,000	40,000	-
FY20-26 to Impact Fund for Park	Downtown Pavers, Walkability & Enha	20,000	35,000	-
Impact Fee contributions	Existing City Hall Adaptive Re-use Desig	20,000	-	20,000
FY20-27 to General Fund for P&R	Artist Incubator	27,700	27,700	30,763
	Community/Business Marketing	10,000	-	-
	Leased Parking	180,684	243,684	255,584
	PSTA Jolley Trolley	34,178	34,178	39,476
	Non-Recurring Operating Subtotal	560,062	892,026	545,823
	Total CIP/Non-Recurring Operating	\$ 5,368,062	\$ 5,809,189	\$ 860,823

CRA FUND

PROJECTION 2024	PROJECTION 2025	PROJECTION 2026	PROJECTION 2027	PROJECTION 2028
2,500,000	-	-	-	-
-	-	-	-	-
1,500,000	-	-	-	-
125,000	100,000	200,000	-	-
75,000	-	-	200,000	-
15,000	-	-	-	-
-	-	-	-	-
-	-	-	-	-
-	-	-	150,000	-
-	-	-	-	-
-	-	-	-	200,000
-	-	-	-	-
-	-	-	-	200,000
300,000	-	-	-	-
-	-	-	-	-
-	-	-	-	-
-	-	-	-	-
4,515,000	100,000	200,000	350,000	400,000
-	-	-	-	-
-	-	-	-	-
-	-	-	-	-
-	-	-	-	-
-	-	-	-	-
32,917	35,222	-	-	-
-	-	-	-	-
256,384	161,199	162,434	165,902	169,220
43,424	47,766	52,543	57,797	63,576
332,725	244,187	214,977	223,699	232,797
\$ 4,847,725	\$ 344,187	\$ 414,977	\$ 573,699	\$ 632,797

SOLID WASTE UTILITY FUND

	ACTUAL 2020	ACTUAL 2021	BUDGET 2022	ESTIMATED 2022	BUDGET 2023
BEGINNING FUND BALANCE	\$ 1,790,546	\$ 1,821,814	\$ 1,704,483	\$ 2,166,976	\$ 2,096,284
REVENUES					
Licenses, Permits, Fees	13,015	50,842	23,700	23,700	40,675
Intergovernmental	97,924	-	-	-	-
Charges for Services	6,016,717	6,106,356	6,309,338	6,309,338	6,531,800
Fines	-	-	-	-	-
Miscellaneous	22,716	18,343	6,270	6,270	9,970
Debt Proceeds	-	-	554,200	333,808	1,695,292
Transfers In	19,879	-	-	-	-
Revenue Subtotal	\$ 6,170,251	\$ 6,175,541	\$ 6,893,508	\$ 6,673,116	\$ 8,277,737
Elimination of Debt Proceeds	-	-	(554,200)	(333,808)	(1,695,292)
TOTAL REVENUES	\$ 6,170,251	\$ 6,175,541	\$ 6,339,308	\$ 6,339,308	\$ 6,582,445
EXPENSES					
Personnel	1,626,839	1,473,716	1,498,240	1,533,240	1,762,220
Operating	3,994,555	3,937,763	4,347,702	4,347,702	4,855,281
Non-Recurring Operating	-	-	-	7,000	30,000
Capital	14,602	503,484	35,000	35,000	35,000
CIP Capital	-	-	554,200	1,052,558	976,542
Other	-	-	-	-	-
Debt Service	182,471	291,609	270,600	171,200	379,400
Transfers Out	155,400	-	-	-	-
Expense Subtotal	\$ 5,973,867	\$ 6,206,573	\$ 6,705,742	\$ 7,146,700	\$ 8,038,443
Depreciation	357,441	405,116	488,100	488,100	474,500
Elimination of Principal Debt Payment:	(177,722)	(277,826)	(240,500)	(137,200)	(328,200)
Elimination of Capital	(14,602)	(503,484)	(589,200)	(1,087,600)	(1,011,542)
TOTAL EXPENSES	\$ 6,138,983	\$ 5,830,379	\$ 6,364,142	\$ 6,410,000	\$ 7,173,201
REVENUE OVER/(UNDER) EXPENSE	\$ 196,385	\$ (31,032)	\$ 187,766	\$ (473,584)	\$ 239,294
ENDING TOTAL NET POSITION	\$ 1,821,814	\$ 2,166,976	\$ 1,679,649	\$ 2,096,284	\$ 1,505,528
ENDING AVAILABLE NET POSITION	\$ 1,504,806	\$ 1,570,818	\$ 1,220,641	\$ 1,097,234	\$ 1,336,528
FB as % of Operating Budget (TARGET: 15%)	26.8%	29.0%	20.9%	18.8%	20.1%

Notes:	CIP and Non-Recurring Capital	BUDGET 2022	ESTIMATED 2022	BUDGET 2023
<u>Charges for Service</u>	<u>Fleet Replacements</u>	554,200	1,052,558	976,542
FY 2022-2025: +4%	CIP Subtotal	554,200	1,052,558	976,542
FY 2026-2028: 0%	Citywide Exterior Facility Painting (Solid \	-	7,000	-
<u>Salaries</u>	Citywide HVAC Replacements	-	-	30,000
FY 2024-2028: +3.5%	Non-Recurring Operating Subtotal	-	7,000	30,000
<u>Benefits</u>	Total CIP/Non-Recurring Operating	\$ 554,200	\$ 1,059,558	\$ 1,006,542
FY 2024-2028: +6%				

Operating +2%

Transfers out:

FY20 to Fleet for repayment of interfund loan - \$131,700

FY20 to I.T. Services for cost of ERP software - \$23,700

SOLID WASTE UTILITY FUND

PROJECTION 2024	PROJECTION 2025	PROJECTION 2026	PROJECTION 2027	PROJECTION 2028
\$ 1,505,528	\$ 1,076,028	\$ 714,136	\$ 148,344	\$ (612,148)
40,700	40,700	40,700	40,700	40,700
-	-	-	-	-
6,792,200	7,062,808	7,062,808	7,062,808	7,062,808
-	-	-	-	-
10,000	10,000	10,000	10,000	10,000
658,110	656,493	321,988	723,783	298,375
-	-	-	-	-
\$ 7,501,010	\$ 7,770,001	\$ 7,435,496	\$ 7,837,291	\$ 7,411,883
(658,110)	(656,493)	(321,988)	(723,783)	(298,375)
\$ 6,842,900	\$ 7,113,508	\$ 7,113,508	\$ 7,113,508	\$ 7,113,508
1,763,492	1,832,600	1,904,500	1,979,300	2,057,300
4,952,400	5,051,400	5,152,400	5,255,400	5,360,500
-	-	-	-	-
35,000	35,000	35,000	35,000	35,000
658,110	656,493	321,988	723,783	298,375
-	-	-	-	-
570,900	679,500	718,400	795,500	735,800
-	-	-	-	-
\$ 7,979,902	\$ 8,254,993	\$ 8,132,288	\$ 8,788,983	\$ 8,486,975
498,200	523,100	549,300	576,800	605,600
(512,600)	(611,200)	(645,300)	(733,000)	(672,800)
(693,110)	(691,493)	(356,988)	(758,783)	(333,375)
\$ 7,272,400	\$ 7,475,400	\$ 7,679,300	\$ 7,874,000	\$ 8,086,400
\$ (478,892)	\$ (484,992)	\$ (696,792)	\$ (951,692)	\$ (1,075,092)
\$ 1,076,028	\$ 714,136	\$ 148,344	\$ (612,148)	\$ (1,585,040)
\$ 857,635	\$ 372,644	\$ (324,149)	\$ (1,275,841)	\$ (2,350,933)
12.8%	5.4%	-4.6%	-17.6%	-31.7%
PROJECTION 2024	PROJECTION 2025	PROJECTION 2026	PROJECTION 2027	PROJECTION 2028
658,110	656,493	321,988	723,783	298,375
658,110	656,493	321,988	723,783	298,375
-	-	-	-	-
-	-	-	-	-
-	-	-	-	-
\$ 658,110	\$ 656,493	\$ 321,988	\$ 723,783	\$ 298,375

WATER/WASTEWATER UTILITY FUND

	ACTUAL 2020	ACTUAL 2021	BUDGET 2022	ESTIMATED 2022	BUDGET 2023
BEGINNING FUND BALANCE	\$ 37,302,565	\$ 37,793,070	\$ 32,967,296	\$ 38,392,172	\$ 37,915,542
REVENUES					
Licenses, Permits, Fees	266,450	167,890	376,000	376,000	220,000
Intergovernmental	26,949	-	1,988,322	1,988,322	-
Charges for Services	18,163,964	18,801,161	19,214,800	19,214,800	20,263,800
Fines	68,184	112,634	175,000	175,000	150,000
Miscellaneous	165,674	350,159	236,848	236,848	184,860
Debt Proceeds	-	-	12,553,000	22,985,367	-
Transfers In	39,333	-	-	-	-
Revenue Subtotal	\$ 18,730,554	\$ 19,431,844	\$ 34,543,970	\$ 44,976,337	\$ 20,818,660
Elimination of Debt Proceeds	-	-	(12,553,000)	(22,985,367)	-
TOTAL REVENUES	\$ 18,730,554	\$ 19,431,844	\$ 21,990,970	\$ 21,990,970	\$ 20,818,660
EXPENSES					
Personnel	6,796,712	6,245,191	6,923,336	6,923,336	7,267,288
Operating	7,428,677	7,486,947	8,378,201	8,640,198	8,893,921
Non-Recurring Operating	-	-	-	860,305	350,000
Capital	24,165,226	4,831,030	9,700	320,490	7,700
CIP Capital	-	-	16,831,284	23,119,639	8,890,452
Other	-	-	35,000	70,000	350,000
Debt Service	1,892,948	2,185,313	1,895,356	1,451,100	4,696,300
Transfers Out	159,200	-	159,600	159,600	468,600
Expense Subtotal	\$ 40,442,763	\$ 20,748,480	\$ 34,232,478	\$ 41,544,669	\$ 30,924,261
Depreciation	3,246,324	4,005,564	5,495,000	5,495,000	6,045,600
Elimination of Principal Debt Payments	(1,048,695)	(1,090,273)	(1,131,856)	(1,131,900)	(3,486,700)
Elimination of Capital	(24,400,342)	(4,831,030)	(16,840,984)	(23,440,129)	(8,898,152)
TOTAL EXPENSES	\$ 18,240,049	\$ 18,832,741	\$ 21,754,637	\$ 22,467,600	\$ 24,585,009
REVENUE OVER/(UNDER) EXPENSE	\$ (21,712,209)	\$ (1,316,637)	\$ 311,492	\$ 3,431,668	\$ (10,105,601)
ENDING TOTAL NET POSITION	\$ 37,793,070	\$ 38,392,172	\$ 33,203,629	\$ 37,915,542	\$ 34,149,193
ENDING AVAILABLE NET POSITION	\$ 15,834,626	\$ 20,063,643	\$ 13,424,567	\$ 23,495,312	\$ 13,389,711
FB as % of Operating Budget	104.3%	138.8%	81.2%	147.0%	75.0%
(TARGET: 25%)					
*\$1M capital reserve accounted for each year					

WATER/WASTEWATER UTILITY FUND

PROJECTION 2024	PROJECTION 2025	PROJECTION 2026	PROJECTION 2027	PROJECTION 2028
\$ 34,149,193	\$ 31,972,293	\$ 30,693,893	\$ 28,999,593	\$ 26,877,793
280,000	280,000	280,000	280,000	280,000
-	-	-	-	-
21,479,600	22,768,400	22,768,400	22,768,400	22,768,400
150,000	150,000	150,000	150,000	150,000
184,900	184,900	184,900	184,900	184,900
-	-	-	-	-
-	-	-	-	-
\$ 22,094,500	\$ 23,383,300	\$ 23,383,300	\$ 23,383,300	\$ 23,383,300
-	-	-	-	-
\$ 22,094,500	\$ 23,383,300	\$ 23,383,300	\$ 23,383,300	\$ 23,383,300
7,551,600	7,847,600	8,155,900	8,477,000	8,811,500
9,071,800	9,253,200	9,438,300	9,627,100	9,819,600
100,000	100,000	100,000	100,000	100,000
7,700	7,700	7,700	7,700	7,700
4,530,000	2,580,000	2,950,000	2,150,000	1,750,000
-	-	-	-	-
4,616,400	4,630,600	4,627,100	4,624,400	4,623,200
468,700	468,600	468,700	468,500	468,600
\$ 26,346,200	\$ 24,887,700	\$ 25,747,700	\$ 25,454,700	\$ 25,580,600
6,045,600	6,045,600	6,045,600	6,045,600	6,045,600
(3,582,700)	(3,683,900)	(3,758,000)	(3,837,500)	(3,922,300)
(4,537,700)	(2,587,700)	(2,957,700)	(2,157,700)	(1,757,700)
\$ 24,271,400	\$ 24,661,700	\$ 25,077,600	\$ 25,505,100	\$ 25,946,200
\$ (4,251,700)	\$ (1,504,400)	\$ (2,364,400)	\$ (2,071,400)	\$ (2,197,300)
\$ 31,972,293	\$ 30,693,893	\$ 28,999,593	\$ 26,877,793	\$ 24,314,893
\$ 9,138,011	\$ 7,633,611	\$ 5,269,211	\$ 3,197,811	\$ 1,000,511
48.7%	38.6%	24.1%	12.1%	0.0%

WATER/WASTEWATER UTILITY FUND

Notes:	BUDGET 2022	ESTIMATED 2022	BUDGET 2023
<u>Charges for Service</u>			
FY 2022-2025: +6%	-	-	-
FY 2026-2028: 0%	-	531,270	-
<u>Salaries</u>			
FY 2024-2028: +3.5%	-	-	-
<u>Benefits</u>			
FY 2024-2028: +6%	1,387,827	2,602,805	-
<u>Operating</u> +2%	360,000	560,500	500,000
<u>Transfers out:</u>			
FY20 to I.T. Services for	-	-	-
ERP System - \$159,200.	7,686,000	9,243,226	4,118,000
FY22 to Penny for share of New	100,000	500,000	-
City Hall debt payments \$159,600.	-	-	325,000
FY23-30 to Penny for share of	713,807	734,529	178,452
New City Hall debt payments \$468,600.	553,850	669,369	-
	50,000	50,000	50,000
	-	499,210	-
	-	-	-
	1,550,000	1,569,210	850,000
	800,000	1,649,361	1,000,000
	1,024,800	1,191,026	419,000
	75,000	75,000	75,000
	500,000	964,132	500,000
	200,000	450,000	-
	-	-	-
	-	-	200,000
	1,830,000	1,830,000	-
	-	-	-
	-	-	-
	-	-	200,000
	-	-	50,000
	-	-	150,000
	-	-	275,000
CIP Subtotal	16,831,284	23,119,639	8,890,452
Manhole Lining Project	-	100,000	100,000
Curlew Reclaimed Tank Repainting & Ref	-	749,323	-
Lift Station Evaluation	-	10,983	-
Raw Water Transmission Line Pigging	-	-	200,000
Wastewater Plant Admin Building Hardening / Renovation	-	-	50,000
Non-Recurring Operating Subtotal	-	860,305	350,000
Total CIP/Non-Recurring Operating	\$ 16,831,284	\$ 23,979,944	\$ 9,240,452

WATER/WASTEWATER UTILITY FUND

PROJECTION 2024	PROJECTION 2025	PROJECTION 2026	PROJECTION 2027	PROJECTION 2028
-	-	-	-	-
-	-	-	-	-
-	-	-	-	-
930,000	930,000	500,000	500,000	-
-	-	-	-	100,000
-	-	-	-	-
-	-	-	-	-
-	-	-	-	-
-	-	-	-	-
-	-	-	-	-
-	-	50,000	-	-
-	-	-	-	-
1,000,000	1,000,000	1,000,000	1,000,000	1,000,000
-	-	-	-	-
-	-	-	-	-
500,000	500,000	500,000	500,000	500,000
-	-	-	-	-
-	-	750,000	-	-
-	-	-	-	-
-	-	-	-	-
1,650,000	-	-	-	-
-	-	-	-	-
300,000	-	-	-	-
-	-	-	-	-
150,000	150,000	150,000	150,000	150,000
-	-	-	-	-
4,530,000	2,580,000	2,950,000	2,150,000	1,750,000
100,000	100,000	100,000	100,000	100,000
-	-	-	-	-
-	-	-	-	-
-	-	-	-	-
100,000	100,000	100,000	100,000	100,000
\$ 4,630,000	\$ 2,680,000	\$ 3,050,000	\$ 2,250,000	\$ 1,850,000

STORMWATER UTILITY FUND

	ACTUAL 2020	ACTUAL 2021	BUDGET 2022	ESTIMATED 2022	BUDGET 2023
BEGINNING FUND BALANCE	\$ 13,666,958	\$ 12,888,164	\$ 11,209,564	\$ 11,992,778	\$ 10,518,988
REVENUES					
Intergovernmental	46,268	-	-	-	-
Charges for Services	3,970,045	3,993,104	4,120,000	4,120,000	4,205,000
Fines	-	-	-	-	-
Miscellaneous	39,002	28,471	25,500	25,500	25,500
Debt Proceeds	-	-	-	-	-
Transfers In	1,305	-	30,310	30,310	30,310
Revenue Subtotal	\$ 4,056,619	\$ 4,021,575	\$ 4,175,810	\$ 4,175,810	\$ 4,260,810
Elimination of Debt Proceeds	-	-	-	-	-
TOTAL REVENUES	\$ 4,056,619	\$ 4,021,575	\$ 4,175,810	\$ 4,175,810	\$ 4,260,810
EXPENSES					
Personnel	1,020,331	926,978	1,087,500	1,087,500	1,158,800
Operating	1,849,784	2,025,687	1,331,758	1,391,000	1,479,178
Non-Recurring Operating	-	-	985,000	1,312,600	730,000
Capital	61,901	192,784	16,500	555,700	-
CIP Capital	-	-	344,200	2,454,593	936,300
Other	-	-	-	-	-
Debt Service	878,961	863,162	736,144	736,144	826,300
Transfers Out	16,100	59,500	-	-	-
Expense Subtotal	\$ 3,827,077	\$ 4,068,111	\$ 4,501,102	\$ 7,537,500	\$ 5,130,578
Depreciation	1,559,543	1,542,361	1,584,500	1,584,500	1,540,400
Elimination of Principal Debt Pay	(489,305)	(500,727)	(462,144)	(462,100)	(564,000)
Elimination of Capital	(61,901)	(192,784)	(360,700)	(3,010,300)	(936,300)
TOTAL EXPENSES	\$ 4,835,414	\$ 4,916,961	\$ 5,262,758	\$ 5,649,600	\$ 5,170,678
REVENUE OVER/(UNDER) EXPENSE	\$ 229,543	\$ (46,536)	\$ (325,292)	\$ (3,361,690)	\$ (869,768)
ENDING TOTAL NET POSITION	\$ 12,888,164	\$ 11,992,778	\$ 10,122,616	\$ 10,518,988	\$ 9,609,120
ENDING AVAILABLE NET POSITION	\$ 5,565,514	\$ 5,457,501	\$ 1,873,866	\$ 2,095,811	\$ 1,226,043
FB as % of Operating Budget	176.5%	167.9%	40.4%	46.9%	21.6%

(TARGET: 25%)

*\$500,000 capital reserve accounted for each year

STORMWATER UTILITY FUND

PROJECTION	PROJECTION	PROJECTION	PROJECTION	PROJECTION
2024	2025	2026	2027	2028
\$ 9,609,120	\$ 8,731,320	\$ 7,972,320	\$ 7,345,920	\$ 6,650,720
-	-	-	-	-
4,268,100	4,332,100	4,332,100	4,332,100	4,332,100
-	-	-	-	-
25,500	25,500	25,500	25,500	25,500
-	-	-	-	-
-	-	-	-	-
\$ 4,293,600	\$ 4,357,600	\$ 4,357,600	\$ 4,357,600	\$ 4,357,600
-	-	-	-	-
\$ 4,293,600	\$ 4,357,600	\$ 4,357,600	\$ 4,357,600	\$ 4,357,600
1,204,300	1,251,600	1,300,900	1,352,300	1,405,800
1,508,800	1,539,000	1,569,800	1,601,200	1,633,200
670,000	550,000	350,000	350,000	420,000
-	-	-	-	-
1,250,000	250,000	250,000	250,000	200,000
-	-	-	-	-
826,800	828,800	824,200	827,600	826,800
-	-	-	-	-
\$ 5,459,900	\$ 4,419,400	\$ 4,294,900	\$ 4,381,100	\$ 4,485,800
1,540,400	1,540,400	1,540,400	1,540,400	1,540,400
(578,900)	(593,200)	(601,300)	(618,700)	(632,500)
(1,250,000)	(250,000)	(250,000)	(250,000)	(200,000)
\$ 5,171,400	\$ 5,116,600	\$ 4,984,000	\$ 5,052,800	\$ 5,193,700
\$ (1,166,300)	\$ (61,800)	\$ 62,700	\$ (23,500)	\$ (128,200)
\$ 8,731,320	\$ 7,972,320	\$ 7,345,920	\$ 6,650,720	\$ 5,814,620
\$ 59,743	\$ (2,057)	\$ 60,643	\$ 37,143	\$ (91,057)
-13.0%	-15.0%	-13.6%	-14.0%	-17.1%

STORMWATER UTILITY FUND

Notes:	CIP and Non-Recurring Capital	BUDGET 2022	ESTIMATED 2022	BUDGET 2023
<u>Charges for Services:</u>	Cedarwood/Lyndhurst CMP Replacement	-	855,652	-
FY21-25: +1.5%	Brady Box Culvert	-	616,741	65,000
FY26-28: 0%	North Douglas Weir Reconstruction	-	280,000	-
<u>Salaries</u>	Buena Vista Dr Drainage Imp	256,700	288,700	71,300
FY 2024-2028: +3.5%	San Charles Dr Drainage Imp	87,500	113,500	-
<u>Benefits</u>	Santa Barbara Dr Drainage Imp	-	50,000	200,000
FY 2024-2028: +6%	Armour Dr. & Mangrum Dr. Water Main	-	250,000	-
<u>Operating +2%</u>	Brick Streets Program	-	-	50,000
<u>Transfer in:</u>	Pavement Management Program	-	-	200,000
FY22-23 from General Fund for repayment of interfund loan for fire radios \$30,310	Ranchwood Dr. S. & Hitching Post Ln. Wtr Main Rep.	-	-	350,000
	CIP Subtotal	344,200	2,454,593	936,300
	Stormwater Pipe Lining	400,000	520,000	-
<u>Transfer out:</u>	Gabion Repair & Replacement Program	500,000	672,714	730,000
FY20 transfer to I.T. for ERP System - \$16,100	Underdrain Repair & Replacement	45,000	45,000	-
FY21 transfer to General Fund for fire radios - \$59,500	North Douglas Weir Reconstruction (Design)	-	30,200	-
	Heather Ridge Drainage Improvements	-	4,686	-
	Citywide Exterior Painting - Public Svcs	-	-	-
	Citywide HVAC Replacements - Public Svc	40,000	40,000	-
	Non-Recurring Operating Subtotal	985,000	1,312,600	730,000
	Total CIP/Non-Recurring Operating	\$ 1,329,200	\$ 3,767,193	\$ 1,666,300

STORMWATER UTILITY FUND

PROJECTION 2024	PROJECTION 2025	PROJECTION 2026	PROJECTION 2027	PROJECTION 2028
-	-	-	-	-
-	-	-	-	-
-	-	-	-	-
-	-	-	-	-
-	-	-	-	-
1,000,000	-	-	-	-
-	-	-	-	-
50,000	50,000	50,000	50,000	-
200,000	200,000	200,000	200,000	200,000
-	-	-	-	-
1,250,000	250,000	250,000	250,000	200,000
380,000	300,000	100,000	100,000	100,000
250,000	250,000	250,000	250,000	320,000
-	-	-	-	-
-	-	-	-	-
-	-	-	-	-
40,000	-	-	-	-
-	-	-	-	-
670,000	550,000	350,000	350,000	420,000
\$ 1,920,000	\$ 800,000	\$ 600,000	\$ 600,000	\$ 620,000

MARINA FUND

	ACTUAL 2020	ACTUAL 2021	BUDGET 2022	ESTIMATED 2022	BUDGET 2023
BEGINNING FUND BALANCE	\$ 2,832,710	\$ 2,780,955	\$ 3,036,767	\$ 2,866,072	\$ 2,820,113
REVENUES					
Intergovernmental	-	-	-	-	-
Charges for Services	15,560	30,065	25,000	25,000	27,000
Fines	1,488	3,136	2,500	2,500	2,500
Miscellaneous*	354,182	565,639	639,142	544,440	555,938
Debt Proceeds	-	-	-	-	-
Transfers In	1,263	-	-	-	-
Revenue Subtotal	\$ 372,493	\$ 598,841	\$ 666,642	\$ 571,940	\$ 585,438
Elimination of Debt Proceeds	-	-	-	-	-
TOTAL REVENUES	\$ 372,493	\$ 598,841	\$ 666,642	\$ 571,940	\$ 585,438
EXPENSES					
Personnel	154,653	150,643	162,100	162,100	178,500
Operating	194,096	216,021	249,957	305,499	272,660
Non-Recurring Operating	-	-	-	-	-
Capital	1,069,963	6,525	-	-	-
CIP Capital	-	-	60,000	103,700	104,240
Other	-	-	-	-	-
Debt Service	-	-	-	-	-
Transfers Out	-	-	-	-	-
Expense Subtotal	\$ 1,418,713	\$ 373,189	\$ 472,057	\$ 571,299	\$ 555,400
Depreciation	75,498	147,060	150,300	150,300	150,400
Elimination of Principal Debt Payment	-	-	-	-	-
Elimination of Capital	(1,069,963)	(6,525)	(60,000)	(103,700)	(104,240)
TOTAL EXPENSES	\$ 424,247	\$ 513,724	\$ 562,357	\$ 617,899	\$ 601,560
REVENUE OVER/(UNDER) EXPENSE	\$ (1,046,220)	\$ 225,652	\$ 194,585	\$ 641	\$ 30,038
ENDING TOTAL NET POSITION	\$ 2,780,955	\$ 2,866,072	\$ 3,141,052	\$ 2,820,113	\$ 2,803,991
ENDING AVAILABLE NET POSITION	\$ 390,968	\$ 615,333	\$ 1,037,165	\$ 615,974	\$ 646,012

FB as % of Operating Budget 112.1% 167.8% 251.7% 149.5% 143.2%
(TARGET: 25%)

Notes:	CIP and Non-Recurring Capital	BUDGET 2022	ESTIMATED 2022	BUDGET 2023
Charges for Service: 0%	Electric Panel Replacement	60,000	103,700	-
Miscellaneous Revenue	Harbormaster Bldg. Replacement	-	-	-
FY 2024-2028: +4%	Marina Dock A Repair & Replacement	-	-	-
Salaries	Citywide Parking Lot Resurfacing	-	-	104,240
FY 2024-2028: +3.5%	CIP Subtotal	60,000	103,700	104,240
Benefits		-	-	-
FY 2024-2028: +6%	Non-Recurring Operating Subtotal	-	-	-
Operating: +2%	Total CIP/Non-Recurring Operating	\$ 60,000	\$ 103,700	\$ 104,240
Capital: as programmed in CIP				

*Miscellaneous revenue includes:	FY 2023 Budget
Boat Slip Rentals	\$ 500,000
Transient Boat Slip Rentals	\$ 15,000
Interest Revenue	\$ 2,000
Dunedin Fish Co. Lease	\$ 38,938
Total Miscellaneous Revenue	\$ 555,938

MARINA FUND

PROJECTION 2024	PROJECTION 2025	PROJECTION 2026	PROJECTION 2027	PROJECTION 2028
\$ 2,803,991	\$ 2,797,991	\$ 2,802,591	\$ 2,818,391	\$ 2,845,991
-	-	-	-	-
27,000	27,000	27,000	27,000	27,000
2,500	2,500	2,500	2,500	2,500
578,200	601,300	625,400	650,400	676,400
-	-	-	-	-
-	-	-	-	-
\$ 607,700	\$ 630,800	\$ 654,900	\$ 679,900	\$ 705,900
-	-	-	-	-
\$ 607,700	\$ 630,800	\$ 654,900	\$ 679,900	\$ 705,900
185,200	192,100	199,300	206,700	214,500
278,100	283,700	289,400	295,200	301,100
-	-	-	-	-
-	-	-	-	-
635,000	-	1,000,000	-	-
-	-	-	-	-
-	-	-	-	-
-	-	-	-	-
\$ 1,098,300	\$ 475,800	\$ 1,488,700	\$ 501,900	\$ 515,600
150,400	150,400	150,400	150,400	150,400
-	-	-	-	-
(635,000)	-	(1,000,000)	-	-
\$ 613,700	\$ 626,200	\$ 639,100	\$ 652,300	\$ 666,000
\$ (490,600)	\$ 155,000	\$ (833,800)	\$ 178,000	\$ 190,300
\$ 2,797,991	\$ 2,802,591	\$ 2,818,391	\$ 2,845,991	\$ 2,885,891
\$ 155,412	\$ 310,412	\$ (523,388)	\$ (345,388)	\$ (155,088)

33.5% 65.2% -107.1% -68.8% -30.1%

PROJECTION 2024	PROJECTION 2025	PROJECTION 2026	PROJECTION 2027	PROJECTION 2028
-	-	-	-	-
-	-	1,000,000	-	-
635,000	-	-	-	-
-	-	-	-	-
635,000	-	1,000,000	-	-
-	-	-	-	-
-	-	-	-	-
\$ 635,000	\$ -	\$ 1,000,000	\$ -	\$ -

GOLF OPERATIONS FUND

	ACTUAL 2020	ACTUAL 2021	BUDGET 2022	ESTIMATED 2022	BUDGET 2023
BEGINNING FUND BALANCE	\$ -	\$ -	\$ -	\$ -	\$ 700,000
REVENUES					
Intergovernmental	-	-	-	-	-
Charges for Services	-	-	-	-	785,388
Fines	-	-	-	-	-
Miscellaneous	-	-	-	-	2,300
Debt Proceeds	-	-	-	-	-
Transfers In	-	-	-	-	-
Revenue Subtotal	\$ -	\$ -	\$ -	\$ -	\$ 787,688
Elimination of Debt Proceeds	-	-	-	-	-
TOTAL REVENUES	\$ -	\$ -	\$ -	\$ -	\$ 787,688
EXPENSES					
Personnel	-	-	-	-	270,750
Operating	-	-	-	-	516,938
Non-Recurring Operating	-	-	-	-	-
Capital	-	-	-	-	-
CIP Capital	-	-	-	-	-
Other	-	-	-	-	-
Debt Service	-	-	-	-	-
Transfers Out	-	-	-	-	-
Expense Subtotal	\$ -	\$ -	\$ -	\$ -	\$ 787,688
Depreciation	-	-	-	-	-
Elimination of Principal Debt Payment:	-	-	-	-	-
Elimination of Capital	-	-	-	-	-
TOTAL EXPENSES	\$ -	\$ -	\$ -	\$ -	\$ 787,688
REVENUE OVER/(UNDER) EXPENSE	\$ -	\$ -	\$ -	\$ -	\$ -
ENDING TOTAL NET POSITION	\$ -	\$ -	\$ -	\$ -	\$ 700,000
ENDING AVAILABLE NET POSITION	\$ -	\$ -	\$ -	\$ -	\$ 700,000
FB as % of Operating Budget	#DIV/0!	#DIV/0!	#DIV/0!	#DIV/0!	88.9%

Notes:	CIP & Non-Recurring Capital	BUDGET 2022	ESTIMATED 2022	BUDGET 2023
<u>Charges for Service 1%</u>	Dunedin Golf Club Renovation & Transition Plan	-	-	-
<u>Salaries</u>	CIP Subtotal	-	-	-
FY 2024-2028: +3.5%		-	-	-
<u>Benefits</u>	Non-Recurring Operating Subtotal	-	-	-
FY 2024-2028: +6%	Total CIP/Non-Recurring Operating	\$ -	\$ -	\$ -

Operating: +2%
Capital: As programmed in CIP

The \$700,000 beginning fund balance in FY 2023 represents the estimated transfer of cash/funds from the Golf Club on July 1, 2023.

GOLF OPERATIONS FUND

PROJECTION 2024	PROJECTION 2025	PROJECTION 2026	PROJECTION 2027	PROJECTION 2028
\$ 700,000	\$ 125,205	\$ 383,174	\$ 651,565	\$ 930,800
-	-	-	-	-
2,658,849	3,604,435	3,686,444	3,771,355	3,858,601
-	-	-	-	-
9,292	9,385	10,000	10,000	10,000
2,000,000	-	-	-	-
-	-	-	-	-
\$ 4,668,141	\$ 3,613,820	\$ 3,696,444	\$ 3,781,355	\$ 3,868,601
(2,000,000)	-	-	-	-
\$ 2,668,141	\$ 3,613,820	\$ 3,696,444	\$ 3,781,355	\$ 3,868,601
1,093,830	1,132,114	1,171,738	1,212,749	1,255,195
2,109,107	2,151,300	2,194,300	2,238,200	2,283,000
-	-	-	-	-
-	-	-	-	-
2,000,000	-	-	-	-
-	-	-	-	-
165,203	330,406	330,406	330,406	330,406
-	-	-	-	-
\$ 5,368,140	\$ 3,613,820	\$ 3,696,444	\$ 3,781,355	\$ 3,868,601
-	-	-	-	-
(125,204)	(257,970)	(268,391)	(279,235)	(290,516)
(2,000,000)	-	-	-	-
\$ 3,242,936	\$ 3,355,850	\$ 3,428,053	\$ 3,502,120	\$ 3,578,085
\$ (699,999)	\$ (0)	\$ (0)	\$ 0	\$ (0)
\$ 125,205	\$ 383,174	\$ 651,565	\$ 930,800	\$ 1,221,316
\$ 1	\$ 0	\$ 0	\$ 0	\$ 0
0.0%	0.0%	0.0%	0.0%	0.0%

PROJECTION 2024	PROJECTION 2025	PROJECTION 2026	PROJECTION 2027	PROJECTION 2028
2,000,000	-	-	-	-
2,000,000	-	-	-	-
-	-	-	-	-
-	-	-	-	-
\$ -	\$ -	\$ -	\$ -	\$ -

FLEET FUND

	ACTUAL 2020	ACTUAL 2021	BUDGET 2022	ESTIMATED 2022	BUDGET 2023
BEGINNING FUND BALANCE	\$ 8,974,118	\$ 10,014,774	\$ 10,189,142	\$ 10,659,607	\$ 11,005,458
REVENUES					
Intergovernmental	-	-	-	-	-
Charges for Services	3,226,800	3,270,318	3,391,651	3,391,651	3,786,113
Fines	-	-	-	-	-
Miscellaneous	142,031	121,883	60,000	60,000	265,000
Debt Proceeds	-	-	-	-	-
Transfers In	136,513	-	-	-	-
Revenue Subtotal	\$ 3,505,344	\$ 3,392,201	\$ 3,451,651	\$ 3,451,651	\$ 4,051,113
Elimination of Debt Proceeds	-	-	-	-	-
TOTAL REVENUES	\$ 3,505,344	\$ 3,392,201	\$ 3,451,651	\$ 3,451,651	\$ 4,051,113
EXPENSES					
Personnel	698,179	612,064	674,900	674,900	757,600
Operating	993,976	1,062,349	1,215,685	1,347,025	1,509,865
Non-Recurring Operating	-	-	-	20,000	-
Capital	1,194,896	858,364	22,000	22,000	23,600
CIP Capital	-	-	388,024	508,463	929,574
Other	-	-	-	-	-
Debt Service	129,448	129,424	-	-	-
Transfers Out	-	-	-	-	-
Expense Subtotal	\$ 3,016,499	\$ 2,662,200	\$ 2,300,609	\$ 2,572,388	\$ 3,220,639
Depreciation	1,028,188	1,072,437	1,063,900	1,063,900	1,021,500
Elimination of Principal Debt Payment:	(126,862)	(128,905)	-	-	-
Elimination of Capital	(1,453,137)	(858,364)	(410,024)	(530,500)	(953,174)
TOTAL EXPENSES	\$ 2,464,687	\$ 2,747,369	\$ 2,954,485	\$ 3,105,800	\$ 3,288,965
REVENUE OVER/(UNDER) EXPENSE	\$ 488,844	\$ 730,001	\$ 1,151,042	\$ 879,263	\$ 830,474
ENDING TOTAL NET POSITION	\$ 10,014,774	\$ 10,659,607	\$ 10,686,308	\$ 11,005,458	\$ 11,767,606
ENDING AVAILABLE NET POSITION	\$ 4,042,393	\$ 4,879,304	\$ 5,293,918	\$ 5,758,566	\$ 6,589,040
FB as % of Operating Budget	238.9%	291.4%	280.0%	282.0%	290.6%

*Ending Available Net Position is the accumulation of funds that are to be used towards replacing City vehicles in the Fleet Replacement Plan.

Notes:	CIP & Non-Recurring Operating	BUDGET 2022	ESTIMATED 2022	BUDGET 2023
<u>Charges for Service</u>	Fleet Replacements	388,024	508,463	679,574
FY24-28: +1%	Rescue 60	-	-	250,000
<u>Misc Revenue</u>	CIP Subtotal	388,024	508,463	929,574
FY22 \$50k from County for EMS vehicle	Citywide Exterior Painting - Fleet	-	20,000	-
FY23 \$250k from County for EMS vehicle	Non-Recurring Operating Subtotal	-	20,000	-
<u>Salaries</u>	Total CIP/Non-Recurring Operating	\$ 388,024	\$ 528,463	\$ 929,574
FY 2024-2028: +3.5%				

Benefits

FY 2024-2028: +6%

Operating: +2%

Capital as programmed in CIP

Transfers in:

FY20 from Solid Waste for repayment of interfund loan - \$131,700

FLEET FUND

PROJECTION 2024	PROJECTION 2025	PROJECTION 2026	PROJECTION 2027	PROJECTION 2028
\$ 11,767,606	\$ 12,279,106	\$ 12,767,006	\$ 13,229,806	\$ 13,666,006
-	-	-	-	-
3,824,000	3,862,200	3,900,800	3,939,800	3,979,200
-	-	-	-	-
15,000	15,000	15,000	15,000	15,000
-	-	-	-	-
-	-	-	-	-
\$ 3,839,000	\$ 3,877,200	\$ 3,915,800	\$ 3,954,800	\$ 3,994,200
-	-	-	-	-
\$ 3,839,000	\$ 3,877,200	\$ 3,915,800	\$ 3,954,800	\$ 3,994,200
787,400	818,400	850,700	884,300	919,300
1,540,100	1,570,900	1,602,300	1,634,300	1,667,000
-	-	-	-	-
-	-	-	-	-
1,290,300	1,038,712	1,633,800	1,244,983	607,500
-	-	-	-	-
-	-	-	-	-
\$ 3,617,800	\$ 3,428,012	\$ 4,086,800	\$ 3,763,583	\$ 3,193,800
1,000,000	1,000,000	1,000,000	1,000,000	1,000,000
-	-	-	-	-
(1,290,300)	(1,038,712)	(1,633,800)	(1,244,983)	(607,500)
\$ 3,327,500	\$ 3,389,300	\$ 3,453,000	\$ 3,518,600	\$ 3,586,300
\$ 221,200	\$ 449,188	\$ (171,000)	\$ 191,217	\$ 800,400
\$ 12,279,106	\$ 12,767,006	\$ 13,229,806	\$ 13,666,006	\$ 14,073,906
\$ 6,810,240	\$ 7,259,428	\$ 7,088,428	\$ 7,279,645	\$ 8,080,045
292.6%	303.8%	289.0%	289.0%	312.4%

PROJECTION 2024	PROJECTION 2025	PROJECTION 2026	PROJECTION 2027	PROJECTION 2028
1,290,300	1,038,712	1,633,800	1,244,983	607,500
-	-	-	-	-
1,290,300	1,038,712	1,633,800	1,244,983	607,500
-	-	-	-	-
-	-	-	-	-
\$ 1,290,300	\$ 1,038,712	\$ 1,633,800	\$ 1,244,983	\$ 607,500

FACILITIES MAINTENANCE FUND

	ACTUAL 2020	ACTUAL 2021	BUDGET 2022	ESTIMATED 2022	BUDGET 2023
BEGINNING FUND BALANCE	\$ 1,794,356	\$ 1,924,566	\$ 1,495,064	\$ 1,922,051	\$ 1,320,051
REVENUES					
Intergovernmental	-	-	-	-	-
Charges for Services	1,575,600	1,404,800	1,491,200	1,491,200	1,755,200
Fines	-	-	-	-	-
Miscellaneous	62,192	60,790	4,000	4,000	4,000
Debt Proceeds	-	-	-	-	-
Transfers In	4,155	-	-	-	-
Revenue Subtotal	\$ 1,641,947	\$ 1,465,590	\$ 1,495,200	\$ 1,495,200	\$ 1,759,200
Elimination of Debt Proceeds	-	-	-	-	-
TOTAL REVENUES	\$ 1,641,947	\$ 1,465,590	\$ 1,495,200	\$ 1,495,200	\$ 1,759,200
EXPENSES					
Personnel	802,113	697,487	817,300	817,300	892,500
Operating	660,399	732,358	1,236,398	1,240,901	1,250,982
Non-Recurring Operating	-	-	-	-	-
Capital	-	-	4,500	4,500	-
CIP Capital	-	-	-	-	-
Other	10,000	-	-	-	-
Debt Service	-	-	-	-	-
Transfers Out	-	-	-	-	-
Expense Subtotal	\$ 1,472,512	\$ 1,429,846	\$ 2,058,198	\$ 2,062,700	\$ 2,143,482
Depreciation	39,224	38,258	39,000	39,000	36,800
Elimination of Principal Debt Payment:	-	-	-	-	-
Elimination of Capital	-	-	(4,500)	(4,500)	-
TOTAL EXPENSES	\$ 1,511,736	\$ 1,468,104	\$ 2,092,698	\$ 2,097,200	\$ 2,180,282
REVENUE OVER/(UNDER) EXPENSE	\$ 169,435	\$ 35,744	\$ (562,998)	\$ (567,500)	\$ (384,282)
ENDING TOTAL NET POSITION	\$ 1,924,567	\$ 1,922,051	\$ 897,566	\$ 1,320,051	\$ 898,969
ENDING AVAILABLE NET POSITION	\$ 1,530,033	\$ 1,562,147	\$ 575,432	\$ 994,647	\$ 610,365
FB as % of Operating Budget	104.6%	109.3%	28.0%	48.3%	28.5%

Notes:

Charges for Service budgeted based on estimated expense.

Salaries

FY 2024-2028: +3.5%

Benefits

FY 2024-2028: +6%

Operating: +2%

Capital: As programmed in CIP

	BUDGET 2022	ESTIMATED 2022	BUDGET 2023
CIP & Non-Recurring Capital			
	-	-	-
CIP Subtotal	-	-	-
	-	-	-
Non-Recurring Operating Subtotal	-	-	-
Total CIP/Non-Recurring Operating	\$ -	\$ -	\$ -

FACILITIES MAINTENANCE FUND

PROJECTION 2024	PROJECTION 2025	PROJECTION 2026	PROJECTION 2027	PROJECTION 2028
\$ 898,969	\$ 866,169	\$ 833,369	\$ 800,569	\$ 767,769
-	-	-	-	-
2,203,200	2,264,800	2,328,400	2,394,100	2,461,900
-	-	-	-	-
4,000	4,000	4,000	4,000	4,000
-	-	-	-	-
-	-	-	-	-
\$ 2,207,200	\$ 2,268,800	\$ 2,332,400	\$ 2,398,100	\$ 2,465,900
-	-	-	-	-
\$ 2,207,200	\$ 2,268,800	\$ 2,332,400	\$ 2,398,100	\$ 2,465,900
927,200	963,300	1,000,900	1,040,000	1,080,700
1,276,000	1,301,500	1,327,500	1,354,100	1,381,200
-	-	-	-	-
-	-	-	-	-
-	-	-	-	-
-	-	-	-	-
-	-	-	-	-
\$ 2,203,200	\$ 2,264,800	\$ 2,328,400	\$ 2,394,100	\$ 2,461,900
36,800	36,800	36,800	36,800	36,800
-	-	-	-	-
-	-	-	-	-
\$ 2,240,000	\$ 2,301,600	\$ 2,365,200	\$ 2,430,900	\$ 2,498,700
\$ 4,000	\$ 4,000	\$ 4,000	\$ 4,000	\$ 4,000
\$ 866,169	\$ 833,369	\$ 800,569	\$ 767,769	\$ 734,969
\$ 614,365	\$ 618,365	\$ 622,365	\$ 626,365	\$ 630,365

27.9%	27.3%	26.7%	26.2%	25.6%
-------	-------	-------	-------	-------

PROJECTION 2024	PROJECTION 2025	PROJECTION 2026	PROJECTION 2027	PROJECTION 2028
-	-	-	-	-
-	-	-	-	-
-	-	-	-	-
-	-	-	-	-
\$ -	\$ -	\$ -	\$ -	\$ -

RISK SAFETY FUND

	ACTUAL 2020	ACTUAL 2021	BUDGET 2022	ESTIMATED 2022	BUDGET 2023
BEGINNING FUND BALANCE	\$ 4,074,861	\$ 3,858,269	\$ 3,363,841	\$ 3,485,269	\$ 3,396,719
REVENUES					
Intergovernmental	-	-	-	-	-
Charges for Services	1,745,100	1,507,200	2,092,900	2,092,900	2,395,800
Fines	-	-	-	-	-
Miscellaneous	121,944	62,800	12,000	12,000	10,000
Debt Proceeds	-	-	-	-	-
Transfers In	-	-	-	-	-
Revenue Subtotal	\$ 1,867,044	\$ 1,570,000	\$ 2,104,900	\$ 2,104,900	\$ 2,405,800
Elimination of Debt Proceeds	-	-	-	-	-
TOTAL REVENUES	\$ 1,867,044	\$ 1,570,000	\$ 2,104,900	\$ 2,104,900	\$ 2,405,800
EXPENSES					
Personnel	219,530	194,007	221,600	221,600	249,300
Operating	1,616,046	1,748,993	1,865,038	1,971,850	2,251,837
Non-Recurring Operating	-	-	-	-	-
Capital	-	-	-	-	-
CIP Capital	-	-	-	-	-
Other	-	-	-	-	-
Debt Service	-	-	-	-	-
Transfers Out	248,060	-	-	-	-
Expense Subtotal	\$ 2,083,636	\$ 1,943,000	\$ 2,086,638	\$ 2,193,450	\$ 2,501,137
Depreciation	-	-	-	-	-
Elimination of Principal Debt Payment:	-	-	-	-	-
Elimination of Capital	-	-	-	-	-
TOTAL EXPENSES	\$ 2,083,636	\$ 1,943,000	\$ 2,086,638	\$ 2,193,450	\$ 2,501,137
REVENUE OVER/(UNDER) EXPENSE	\$ (216,592)	\$ (373,000)	\$ 18,262	\$ (88,550)	\$ (95,337)
ENDING TOTAL NET POSITION	\$ 3,858,269	\$ 3,485,269	\$ 3,382,103	\$ 3,396,719	\$ 3,301,382
ENDING AVAILABLE NET POSITION	\$ 4,475,095	\$ 4,160,024	\$ 3,998,929	\$ 4,071,474	\$ 3,976,137
*Target is \$3.5M minimum = over/(under)	975,095	660,024	498,929	571,474	476,137

Notes:	CIP & Non-Recurring Capital	BUDGET 2022	ESTIMATED 2022	BUDGET 2023
Charges for Service budgeted based on estimated expense.		-	-	-
	Total CIP/Non-Recurring Operating	\$ -	\$ -	\$ -

Salaries

FY 2024-2028: +3.5%

Benefits

FY 2024-2028: +6%

Operating: +4%

Transfers out:

FY20 to Health Fund to cover the employee portion of health cost increase. \$29,400

FY20 to cover pay study implementation. \$227,000

RISK SAFETY FUND

PROJECTION 2024	PROJECTION 2025	PROJECTION 2026	PROJECTION 2027	PROJECTION 2028
\$ 3,301,382	\$ 3,301,382	\$ 3,301,382	\$ 3,301,382	\$ 3,301,382
-	-	-	-	-
2,520,800	2,624,600	2,732,500	2,844,600	2,961,300
-	-	-	-	-
80,000	80,000	80,000	80,000	80,000
-	-	-	-	-
-	-	-	-	-
\$ 2,600,800	\$ 2,704,600	\$ 2,812,500	\$ 2,924,600	\$ 3,041,300
-	-	-	-	-
\$ 2,600,800	\$ 2,704,600	\$ 2,812,500	\$ 2,924,600	\$ 3,041,300
-	-	-	-	-
258,900	269,000	279,500	290,300	301,600
2,341,900	2,435,600	2,533,000	2,634,300	2,739,700
-	-	-	-	-
-	-	-	-	-
-	-	-	-	-
-	-	-	-	-
-	-	-	-	-
\$ 2,600,800	\$ 2,704,600	\$ 2,812,500	\$ 2,924,600	\$ 3,041,300
-	-	-	-	-
-	-	-	-	-
-	-	-	-	-
\$ 2,600,800	\$ 2,704,600	\$ 2,812,500	\$ 2,924,600	\$ 3,041,300
\$ -	\$ -	\$ -	\$ -	\$ -
\$ 3,301,382	\$ 3,301,382	\$ 3,301,382	\$ 3,301,382	\$ 3,301,382
\$ 3,976,137	\$ 3,976,137	\$ 3,976,137	\$ 3,976,137	\$ 3,976,137
476,137	476,137	476,137	476,137	476,137
-	-	-	-	-
-	-	-	-	-
-	-	-	-	-
-	-	-	-	-
\$ -	\$ -	\$ -	\$ -	\$ -

HEALTH BENEFITS FUND

	ACTUAL 2020	ACTUAL 2021	BUDGET 2022	ESTIMATED 2022	BUDGET 2023
BEGINNING FUND BALANCE	\$ 675,203	\$ 795,750	\$ 560,089	\$ 159,785	\$ 479,385
REVENUES					
Intergovernmental	-	-	-	-	-
Charges for Services	4,997,135	4,621,984	5,262,300	4,717,000	5,810,485
Fines	-	-	-	-	-
Miscellaneous	11,159	1,068	1,500	1,500	1,500
Debt Proceeds	-	-	-	-	-
Transfers In	32,696	-	-	-	-
Revenue Subtotal	\$ 5,040,990	\$ 4,623,052	\$ 5,263,800	\$ 4,718,500	\$ 5,811,985
Elimination of Debt Proceeds	-	-	-	-	-
TOTAL REVENUES	\$ 5,040,990	\$ 4,623,052	\$ 5,263,800	\$ 4,718,500	\$ 5,811,985
EXPENSES					
Personnel	143,950	131,570	138,800	138,800	149,000
Operating	4,776,494	5,127,448	5,135,200	4,260,100	5,657,595
Non-Recurring Operating	-	-	-	-	-
Capital	-	-	-	-	-
CIP Capital	-	-	-	-	-
Other	-	-	-	-	-
Debt Service	-	-	-	-	-
Transfers Out	-	-	-	-	-
Expense Subtotal	\$ 4,920,444	\$ 5,259,018	\$ 5,274,000	\$ 4,398,900	\$ 5,806,595
Depreciation	-	-	-	-	-
Elimination of Principal Debt Payment:	-	-	-	-	-
Elimination of Capital	-	-	-	-	-
TOTAL EXPENSES	\$ 4,920,444	\$ 5,259,018	\$ 5,274,000	\$ 4,398,900	\$ 5,806,595
REVENUE OVER/(UNDER) EXPENSE	\$ 120,546	\$ (635,966)	\$ (10,200)	\$ 319,600	\$ 5,390
ENDING TOTAL NET POSITION	\$ 795,750	\$ 159,785	\$ 549,889	\$ 479,385	\$ 484,775
ENDING AVAILABLE NET POSITION	\$ 969,724	\$ 460,476	\$ 723,863	\$ 780,076	\$ 785,466
Amount over / (under) the 60-day reserve requirement of \$618,486:			131,963	161,590	166,980

Notes:	CIP & Non-Recurring Capital	BUDGET 2022	ESTIMATED 2022	BUDGET 2023
Charges for Service budgeted based on estimated expense.		-	-	-
<u>Salaries</u>	Total CIP/Non-Recurring Operating	\$ -	\$ -	\$ -

FY 2024-2028: +3.5%

Benefits

FY 2024-2028: +6%

Operating:

FY 2024-2028: +7%

Transfers in:

FY20 from Risk Fund to cover the employee portion of health cost increase.

HEALTH BENEFITS FUND

PROJECTION 2024	PROJECTION 2025	PROJECTION 2026	PROJECTION 2027	PROJECTION 2028
\$ 484,775	\$ 486,275	\$ 487,775	\$ 489,275	\$ 490,775
-	-	-	-	-
6,208,200	6,637,900	7,097,500	7,589,100	8,114,800
-	-	-	-	-
1,500	1,500	1,500	1,500	1,500
-	-	-	-	-
\$ 6,209,700	\$ 6,639,400	\$ 7,099,000	\$ 7,590,600	\$ 8,116,300
-	-	-	-	-
\$ 6,209,700	\$ 6,639,400	\$ 7,099,000	\$ 7,590,600	\$ 8,116,300
-	-	-	-	-
154,600	160,500	166,700	173,100	179,700
6,053,600	6,477,400	6,930,800	7,416,000	7,935,100
-	-	-	-	-
-	-	-	-	-
-	-	-	-	-
-	-	-	-	-
-	-	-	-	-
\$ 6,208,200	\$ 6,637,900	\$ 7,097,500	\$ 7,589,100	\$ 8,114,800
-	-	-	-	-
-	-	-	-	-
\$ 6,208,200	\$ 6,637,900	\$ 7,097,500	\$ 7,589,100	\$ 8,114,800
\$ 1,500	\$ 1,500	\$ 1,500	\$ 1,500	\$ 1,500
\$ 486,275	\$ 487,775	\$ 489,275	\$ 490,775	\$ 492,275
\$ 786,966	\$ 788,466	\$ 789,966	\$ 791,466	\$ 792,966
168,480	169,980	171,480	172,980	174,480
-	-	-	-	-
-	-	-	-	-
\$ -	\$ -	\$ -	\$ -	\$ -

I.T. SERVICES FUND

	ACTUAL 2020	ACTUAL 2021	BUDGET 2022	ESTIMATED 2022	BUDGET 2023
BEGINNING FUND BALANCE	\$ 1,461,124	\$ 1,873,853	\$ 1,706,855	\$ 1,727,591	\$ 1,728,691
REVENUES					
Intergovernmental	-	-	-	-	-
Charges for Services	1,339,400	1,046,900	1,802,200	1,802,200	1,932,100
Fines	-	-	-	-	-
Miscellaneous	9,547	502	1,800	1,800	-
Debt Proceeds	-	-	-	-	-
Transfers In	205,965	-	-	-	-
Revenue Subtotal	\$ 1,554,912	\$ 1,047,402	\$ 1,804,000	\$ 1,804,000	\$ 1,932,100
Elimination of Debt Proceeds	-	-	-	-	-
TOTAL REVENUES	\$ 1,554,912	\$ 1,047,402	\$ 1,804,000	\$ 1,804,000	\$ 1,932,100
EXPENSES					
Personnel	523,311	529,941	669,380	677,380	659,600
Operating	457,936	469,516	590,381	643,100	751,421
Non-Recurring Operating	-	-	234,290	244,219	234,800
Capital	398,504	111,337	-	-	-
CIP Capital	-	-	310,000	459,424	230,000
Other	-	-	-	-	-
Debt Service	-	-	-	-	-
Transfers Out	-	-	-	-	-
Expense Subtotal	\$ 1,379,751	\$ 1,110,795	\$ 1,804,051	\$ 2,024,100	\$ 1,875,821
Depreciation	160,936	194,208	238,200	238,200	235,400
Elimination of Principal Debt Payment:	-	-	-	-	-
Elimination of Capital	(398,504)	(111,337)	(310,000)	(459,424)	(230,000)
TOTAL EXPENSES	\$ 1,142,183	\$ 1,193,666	\$ 1,732,251	\$ 1,802,900	\$ 1,881,221
REVENUE OVER/(UNDER) EXPENSE	\$ 175,161	\$ (63,393)	\$ (51)	\$ (220,100)	\$ 56,279
ENDING TOTAL NET POSITION	\$ 1,873,853	\$ 1,727,591	\$ 1,778,604	\$ 1,728,691	\$ 1,779,570
ENDING AVAILABLE NET POSITION	\$ 701,929	\$ 636,853	\$ 385,880	\$ 416,753	\$ 473,032
FB as % of Operating Budget	71.5%	63.7%	25.8%	26.6%	28.7%
(TARGET: 25%)					

I.T. SERVICES FUND

PROJECTION 2024	PROJECTION 2025	PROJECTION 2026	PROJECTION 2027	PROJECTION 2028
\$ 1,779,570	\$ 1,546,170	\$ 1,322,770	\$ 1,102,370	\$ 880,970
-	-	-	-	-
1,658,250	1,713,150	1,777,813	1,825,643	1,786,198
-	-	-	-	-
-	-	-	-	-
-	-	-	-	-
\$ 1,658,250	\$ 1,713,150	\$ 1,777,813	\$ 1,825,643	\$ 1,786,198
-	-	-	-	-
\$ 1,658,250	\$ 1,713,150	\$ 1,777,813	\$ 1,825,643	\$ 1,786,198
669,200	694,200	720,200	747,100	775,100
766,400	781,700	797,300	813,200	829,500
220,650	225,250	245,313	251,343	181,598
-	-	-	-	-
-	-	-	-	-
-	-	-	-	-
-	-	-	-	-
\$ 1,656,250	\$ 1,701,150	\$ 1,762,813	\$ 1,811,643	\$ 1,786,198
235,400	235,400	235,400	235,400	235,400
-	-	-	-	-
-	-	-	-	-
\$ 1,891,650	\$ 1,936,550	\$ 1,998,213	\$ 2,047,043	\$ 2,021,598
\$ 2,000	\$ 12,000	\$ 15,000	\$ 14,000	-
\$ 1,546,170	\$ 1,322,770	\$ 1,102,370	\$ 880,970	\$ 645,570
\$ 475,032	\$ 487,032	\$ 502,032	\$ 516,032	\$ 516,032
28.7%	28.6%	28.5%	28.5%	28.9%

I.T. SERVICES FUND

Notes:	CIP & Non-Recurring Capital	BUDGET 2022	ESTIMATED 2022	BUDGET 2023
Charges for Service budgeted based on estimated expense.	ERP Implementation	-	43,945	-
<u>Salaries</u>	ERP Phases 5 & 6 Installation	-	144,137	-
FY 2024-2028: +3.5%	Network Infrastructure Upgrades	50,000	42,041	70,000
<u>Benefits</u>	Citywide Security Camera Recording Syst	40,000	40,000	85,000
FY 2024-2028: +6%	Fiber Cable Installation for EOC	-	55,000	-
<u>Operating</u> +2%	Dedicated Fiber Cabling for New City Hal	100,000	14,300	-
Capital as programmed	EOC Servers & Data Storage	70,000	70,000	-
<u>Transfers in:</u>	ERP Server Upgrades	-	-	75,000
FY20 for ERP System from:	New City Hall Fiber Connection	50,000	50,000	-
Solid Waste - \$23,700	CIP Subtotal	310,000	459,424	230,000
Water/WW - \$159,200	Citywide Computer Replacements	125,500	125,500	107,800
Stormwater - \$16,100	Fiber Cable Audit and Survey	50,000	50,000	-
FY20 from Risk Fund to cover employee portion of health cost increase \$6,965.	ERP On-site Training Phase 1-4	17,050	17,050	-
	Network Infrastructure Upgrades	-	2,117	-
	ERP Phases 5 & 6 Hardware Devices	25,000	32,813	40,000
	ERP Disaster Recovery Services	16,740	16,740	-
	Budget & Planning Cloud Based Software	-	-	55,000
	HR Recruitment/Retention Software	-	-	32,000
	Non-Recurring Operating Subtotal	234,290	244,219	234,800
	Total CIP/Non-Recurring Operating	\$ 544,290	\$ 703,643	\$ 464,800

I.T. SERVICES FUND

PROJECTION	PROJECTION	PROJECTION	PROJECTION	PROJECTION
2024	2025	2026	2027	2028
-	-	-	-	-
-	-	-	-	-
-	-	-	-	-
-	-	-	-	-
-	-	-	-	-
-	-	-	-	-
-	-	-	-	-
-	-	-	-	-
130,650	131,650	147,950	150,050	76,200
-	-	-	-	-
-	-	-	-	-
-	-	-	-	-
-	-	-	-	-
45,000	46,350	47,750	49,200	50,700
45,000	47,250	49,613	52,093	54,698
220,650	225,250	245,313	251,343	181,598
\$ 220,650	\$ 225,250	\$ 245,313	\$ 251,343	\$ 181,598



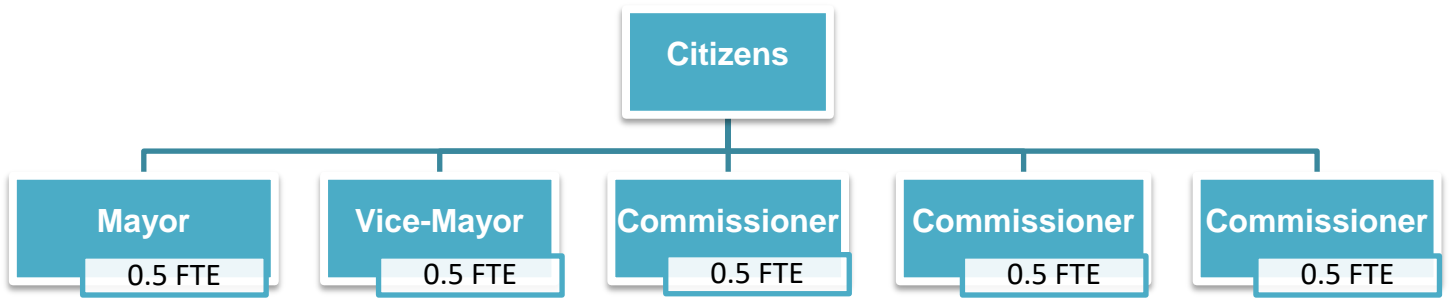
This page intentionally left blank.



CITY COMMISSION

FY 2023 PROPOSED OPERATING & CAPITAL BUDGET

**City of Dunedin
City Commission
2.5 FTE**



CITY COMMISSION

Champion Mission Statement

To foster a community partnership dedicated to quality service that effectively, efficiently, and equitably enhances the quality of life in Dunedin.

Current Services Summary

This department of elected officials provides strategic leadership and efficient governance of Dunedin's municipal service delivery.

Budget Highlights, Service Changes and Proposed Efficiencies

Within the City Commission's FY 2023 budget, benefits have decreased by 4% due to projected slight decrease in benefit cost, operating expenses have increased by 15% mainly due to internal fund allocations. Aid to Private Organizations has remained at \$148,000. Overall, total budgeted expenses have increased 6% in FY 2023 compared to the FY 2022 budget.

DEPARTMENT PERSONNEL SUMMARY					
	ACTUAL FY 2020	ACTUAL FY 2021	BUDGET FY 2022	PROPOSED FY 2023	FTE CHANGE
City Commission	2.50	2.50	2.50	2.50	0.00
Total FTEs	2.50	2.50	2.50	2.50	0.00

DEPARTMENT EXPENDITURE SUMMARY BY CATEGORY					
	ACTUAL FY 2020	ACTUAL FY 2021	BUDGET FY 2022	PROPOSED FY 2023	% CHANGE
Personnel					
Salaries	66,719	66,721	68,200	68,200	0%
Benefits	66,692	54,594	63,900	61,500	-4%
Operating	116,126	102,717	179,600	207,350	15%
Capital	-	-	-	-	N/A
Other	149,808	148,118	148,000	148,000	0%
Total Expenditures	\$ 399,345	\$ 372,149	\$ 459,700	\$ 485,050	6%

Major Operating (\$25,000 or more)

None

Major Capital (\$25,000 or more)

None

Other Major Expenses (\$25,000 or more)

Aid to Organizations	\$ 148,000	General Fund
----------------------	------------	--------------

FUNDING SOURCES					
	ACTUAL FY 2020	ACTUAL FY 2021	BUDGET FY 2022	PROPOSED FY 2023	% CHANGE
General Fund	399,345	372,149	459,700	485,050	6%
TOTAL DEPARTMENT FUNDING	\$ 399,345	\$ 372,149	\$ 459,700	\$ 485,050	6%



This page intentionally left blank.



CITY ATTORNEY

FY 2023 PROPOSED OPERATING & CAPITAL BUDGET



This page intentionally left blank.

CITY ATTORNEY

Champion Mission Statement

To provide for legal services as described in the City Charter.

Current Services Summary

The City Attorney Department provides for services by the City Attorney as well as other outside counsel for pensions, labor negotiations, etc. This department advises the City in all legal matters and performs other duties as prescribed by General Law or by the City Commission.

Budget Highlights, Service Changes and Proposed Efficiencies

The budget for legal expenses is flat for FY 2023 compared to FY 2022.

Legal expenses that relate directly to a covered insurance claim (e.g., Worker's Compensation insurance or property and liability insurance) are charged directly to the claim in the Risk Safety Self Insurance Fund with the Human Resources & Risk Management Department. A citywide report of legal fees is listed below.

CITYWIDE LEGAL FEES (INCLUDES CITY ATTORNEY DEPT.)				
	ACTUAL FY 2020	ACTUAL FY 2021	BUDGET FY 2022	PROPOSED FY 2023
City Attorney Dept.	454,334	310,595	475,000	475,000
Risk Management*	59,508	45,191	30,000	50,000
Labor & Pension	17,962	18,215	13,000	16,000
TOTAL	\$ 531,804	\$ 374,001	\$ 518,000	\$ 541,000

** Included in budget for Johns Eastern claims handling.*

Note : Totals do not include legal services for defined benefit plans which are paid for by forfeiture funds.

DEPARTMENT PERSONNEL SUMMARY

	ACTUAL FY 2020	ACTUAL FY 2021	BUDGET FY 2022	PROPOSED FY 2023	FTE CHANGE
City Attorney	0.00	0.00	0.00	0.00	0.00
Total FTEs	0.00	0.00	0.00	0.00	0.00

DEPARTMENT EXPENDITURE SUMMARY BY CATEGORY

	ACTUAL FY 2020	ACTUAL FY 2021	BUDGET FY 2022	PROPOSED FY 2023	% CHANGE
Personnel					
Salaries	-	-	-	-	N/A
Benefits	-	-	-	-	N/A
Operating	454,334	310,595	475,000	475,000	0%
Capital	-	-	-	-	N/A
Other	-	-	-	-	N/A
Total Expenditures	\$ 454,334	\$ 310,595	\$ 475,000	\$ 475,000	0%

Major Operating (\$25,000 or more)

Legal services \$ 475,000 General Fund

Major Capital (\$25,000 or more)

None

CITY ATTORNEY

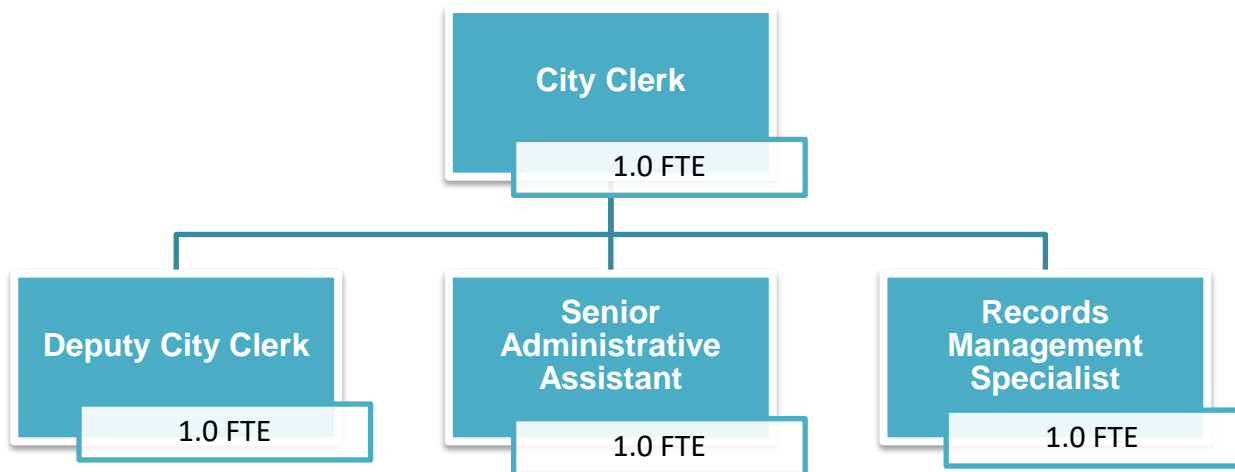
FUNDING SOURCES					
	ACTUAL	ACTUAL	BUDGET	PROPOSED	%
	FY 2020	FY 2021	FY 2022	FY 2023	CHANGE
General Fund	454,334	310,595	475,000	475,000	0%
TOTAL DEPARTMENT FUNDING	\$ 454,334	\$ 310,595	\$ 475,000	\$ 475,000	0%



CITY CLERK

FY 2023 PROPOSED OPERATING & CAPITAL BUDGET

**City of Dunedin
City Clerk's Office
4.0 FTE**



CITY CLERK

Champion Mission Statement

The employees of the City of Dunedin's City Clerk's Office are committed to serving the City Commission, City Staff, citizens, and visitors by pledging to:

- Treat everyone with respect and dignity and serve all in an equitable and expeditious manner;
- Promote professionalism within the Dunedin City Clerk's Office;
- Maintain accurate records of all municipal activities;
- Perform the functions and duties of the Office in accordance with State, County, and municipal laws; and
- Provide the means for citizens to participate in City government and together build a more harmonious community in which to live.

Current Services Summary

The City Clerk's Office maintains all official records for the City of Dunedin; preparation of agendas and minutes of Commission meetings, legal notices, public hearing notifications, proclamations, certificates of appreciation and recognition, and updates to the Code of Ordinances. The City Clerk is designated as the Chief Elections Officer of the City and ensures that all City elections are conducted in a proper and legal manner. The office also oversees the Dunedin Cemetery and the appointments and records of the appointed Boards and Committees established by the City Commission.

Budget Highlights, Service Changes and Proposed Efficiencies

The FY 2023 City Clerk's total budget reflects a 1% decrease compared to the FY 2022 budget, due mainly to the elimination of two part time mail carriers positions (1 FTE) in the FY 2023 budget.

DEPARTMENT PERSONNEL SUMMARY					
	ACTUAL FY 2020	ACTUAL FY 2021	BUDGET FY 2022	PROPOSED FY 2023	FTE CHANGE
City Clerk	5.00	5.00	5.00	4.00	-1.00
Total	5.00	5.00	5.00	4.00	-1.00

DEPARTMENT EXPENDITURE SUMMARY BY CATEGORY					
	ACTUAL FY 2020	ACTUAL FY 2021	BUDGET FY 2022	PROPOSED FY 2023	% CHANGE
Personnel					
Salaries	306,387	269,351	277,500	274,600	-1%
Benefits	79,402	60,609	73,000	61,000	-16%
Operating	158,751	127,530	183,796	192,696	5%
Capital	-	-	-	-	N/A
Other	-	-	-	-	N/A
Total Expenditures	\$ 544,540	\$ 457,491	\$ 534,296	\$ 528,296	-1%

Major Operating (\$25,000 or more)

Granicus Subscription \$ 38,500 General Fund

Major Capital (\$25,000 or more)

None

CITY CLERK

FUNDING SOURCES

	ACTUAL FY 2020	ACTUAL FY 2021	BUDGET FY 2022	PROPOSED FY 2023	% CHANGE
General Fund	544,540	457,491	534,296	528,296	-1%
TOTAL DEPARTMENT FUNDING	\$ 544,540	\$ 457,491	\$ 534,296	\$ 528,296	-1%

PERFORMANCE MEASURES

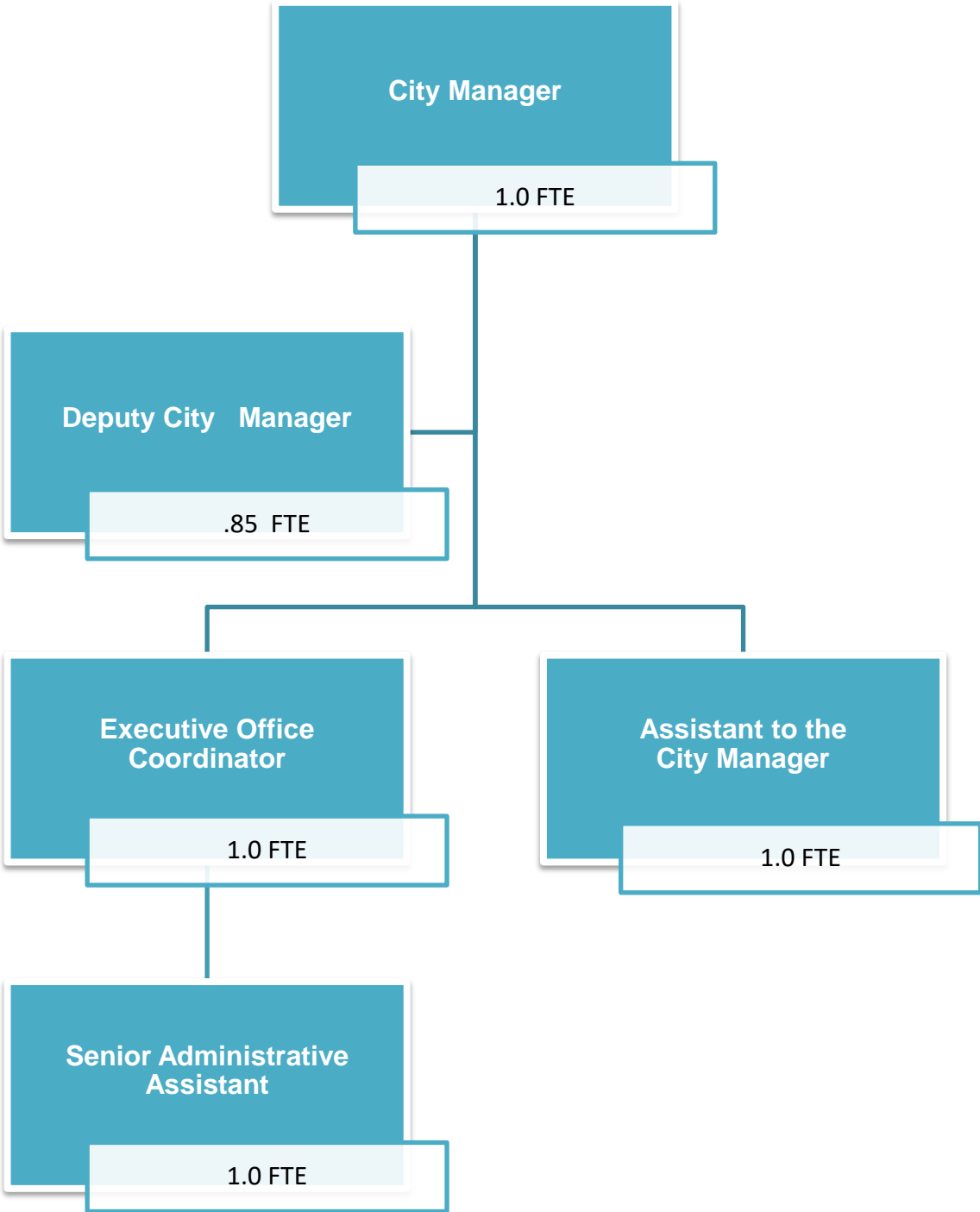
	ACTUAL FY 2020	ACTUAL FY 2021	BUDGET FY 2022	ESTIMATED FY 2022	PROPOSED FY 2023
Commission Meeting Packets Published to Web	62	65	55	56	55
Ordinances, Resolutions, and Presentations Archived/Published to the Web	28 Ord. 40 Res. 51 Present.	37 Ord. 42 Res. 47 Present.	35 Ord. 35 Res. 55 Present.	35 Ord. 33 Res. 52 Present.	30 Ord. 35 Res. 50 Present.
External Requests for Public Records	178	225	175	200	180
Boxed Records Placed in Storage	4	21	10	10	10
Records Destroyed	191.7 cu ft	249	150 cu ft	400	150 cu ft
Public Notices	361	360	320	340	340



CITY MANAGER

FY 2023 PROPOSED OPERATING & CAPITAL BUDGET

**City of Dunedin
City Manager
4.85 FTE**



CITY MANAGER

Champion Mission Statement

To provide direction and supervision in the administration and operation of all City departments in order to provide for the effective and efficient delivery of governmental services, and to effectively administer and execute the policies of the City Commission.

Current Services Summary

The City Manager's office establishes the City's organization; directs and supervises administration of all departments; enforces all laws, charter provisions, and Commission policies; keeps the Commission abreast of policy matters; submits the annual operating and capital budget to Commission; and reports to the Commission on the financial and administrative activities of the City.

Budget Highlights, Service Changes and Proposed Efficiencies

In FY 2023 the primary change compared to prior year, is the new City Hall complex is expected to be completed in September 2022, at a projected cost of \$23.8 million funded by the Penny Fund, Utility Funds and the Building Fund. The new City Hall will bring many City departments together into one location to provide one-stop shopping for the Citizens of Dunedin. There is a large reduction in Capital cost in FY 2023 compared to FY 2022 due to the completion of the City Hall Project

DEPARTMENT PERSONNEL SUMMARY					
	ACTUAL FY 2020	ACTUAL FY 2021	BUDGET FY 2022	PROPOSED FY 2023	FTE CHANGE
City Manager	5.00	5.00	4.85	4.85	0.00
Total FTEs	5.00	5.00	4.85	4.85	0.00

DEPARTMENT EXPENDITURE SUMMARY BY CATEGORY					
	ACTUAL FY 2020	ACTUAL FY 2021	BUDGET FY 2022	PROPOSED FY 2023	% CHANGE
Personnel					
Salaries	575,612	635,455	553,400	566,900	2%
Benefits	177,923	153,340	167,800	141,100	-16%
Operating	301,322	269,754	379,950	444,203	17%
Capital	1,110,146	3,326,425	9,607,001	-	-100%
Other	-	63,274	894,900	2,629,200	194%
Total Expenditures	\$ 2,165,003	\$ 4,448,247	\$ 11,603,051	\$ 3,781,403	-67%
TOTAL DEPARTMENT EXPENDITURES	\$ 2,165,003	\$ 4,448,247	\$ 11,603,051	\$ 3,781,403	-67%

Major Operating (\$25,000 or more)

Temporary relocation for City Hall Build	\$ 64,200	General Fund
Public Art Master Plan & Implementation	\$ 60,000	General Fund / Public Art Fund
Dunedin Strategic Planning	\$ 65,000	General Fund

Major Other (\$25,000 or more)

Debt Service for New City Hall	\$ 2,628,200	Penny Fund
--------------------------------	--------------	------------

CITY MANAGER

FUNDING SOURCES

	ACTUAL FY 2020	ACTUAL FY 2021	BUDGET FY 2022	PROPOSED FY 2023	% CHANGE
General Fund	1,039,653	1,050,609	1,076,150	1,127,203	5%
Penny Fund	1,110,146	3,389,699	10,486,901	2,629,200	-75%
Public Art Fund	15,204	7,940	40,000	25,000	-38%
TOTAL DEPARTMENT FUNDING	\$ 2,165,003	\$ 4,448,247	\$ 11,603,051	\$ 3,781,403	-67%

PERFORMANCE MEASURES

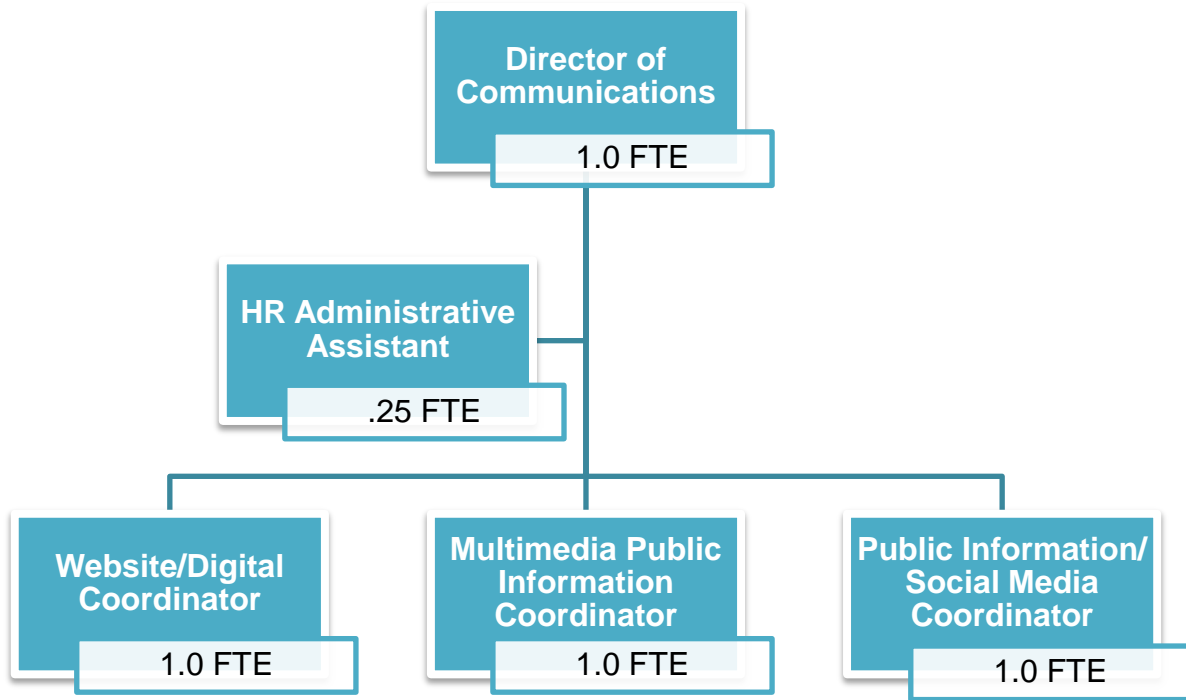
City Manager	ACTUAL FY 2020	ACTUAL FY 2021	BUDGET FY 2022	ESTIMATED FY 2022	PROPOSED FY 2023
Construction of Player Development & Stadium	In progress	Complete	Complete	Complete	Complete
Reduce gap in reserve level funding (General Fund).	Complete	Complete	Complete	In progress	Ongoing
Relocate Staff from Municipal Services Building and Technical Services Building to new facilities.	Complete	Complete	Complete	Complete	Final relocation of staff into the New City Hall should be complete by no later than the 1st quarter of FY23.
Commence Construction of City Hall	In progress	In progress	In progress	To be completed	Construction of the New City Hall should be complete by the end of FY22.



COMMUNICATIONS

FY 2023 PROPOSED OPERATING & CAPITAL BUDGET

**City Of Dunedin
Communications
4.25**



COMMUNICATIONS

Champion Mission Statement

The City of Dunedin Communications Department supports all City Departments and Divisions in an effort to keep citizens engaged and informed via the City of Dunedin website, Dunedin TV, City of Dunedin social media outlets (Facebook, Twitter, Linked In, Nextdoor, YouTube, Instagram) and print media. The Communications Department assists with all public communications including media relations, social media, marketing, public relations, videos, citizen engagement, photo requests and emergency communication services. The Department also supports HR with internal communications for City employees.

Current Services Summary

The Communications Department manages public information, communications strategies, content creation, media relations, branding, all digital/social and video assets and platforms, marketing and public engagement. The Department also provides livestream public access for City Commission meetings and other meetings through the website, cable TV, Facebook and YouTube. The staff monitors and responds to comments/questions on social media 7 days a week. The Department is responsible for producing the State of the City.

Budget Highlights, Service Changes and Proposed Efficiencies

The Communications Department continues to work to increase community outreach with a strategic multimedia approach to reach residents, visitors and those who work in Dunedin - and expand our reach to include various demographics. Continuing to centralize communications from a decentralized model remains a focus. Brand management and alignment will be a focus in 2023. Another focus will be a new city website and a department reorganization eliminating the TV Production Coordinator replacing it with a Multimedia Public Information Coordinator. A reorganization of the department will provide more bandwidth to manage the communications messaging strategies and content to better serve the community with public information using a multimedia approach.

DEPARTMENT PERSONNEL SUMMARY

	ACTUAL FY 2020	ACTUAL FY 2021	BUDGET FY 2022	PROPOSED FY 2023	FTE CHANGE
Communications	4.00	4.00	4.00	4.25	0.25
Total FTEs	4.00	4.00	4.00	4.25	0.25

DEPARTMENT EXPENDITURE SUMMARY BY CATEGORY

	ACTUAL FY 2020	ACTUAL FY 2021	BUDGET FY 2022	PROPOSED FY 2023	% CHANGE
Personnel					
Salaries	134,257	175,061	259,570	300,300	16%
Benefits	46,863	53,557	66,200	106,000	60%
Operating	154,791	203,590	227,537	394,032	73%
Capital	19,036	-	-	-	N/A
Other	-	-	-	-	N/A
Total Expenditures	\$ 354,947	\$ 432,208	\$ 553,307	\$ 800,332	45%

Major Operating (\$25,000 or more)

Contract Workers	\$ 85,000	General Fund
Communications Outreach	\$ 100,000	ARPA
Website Upgrade	\$ 30,000	General Fund

Major Capital (\$25,000 or more)

None

COMMUNICATIONS**FUNDING SOURCES**

	ACTUAL FY 2020	ACTUAL FY 2021	BUDGET FY 2022	PROPOSED FY 2023	% CHANGE
General Fund	354,947	432,208	553,307	700,332	27%
ARPA Fund	-	-	-	100,000	N/A
TOTAL DEPARTMENT FUNDING	\$ 354,947	\$ 432,208	\$ 553,307	\$ 800,332	45%

PERFORMANCE MEASURES

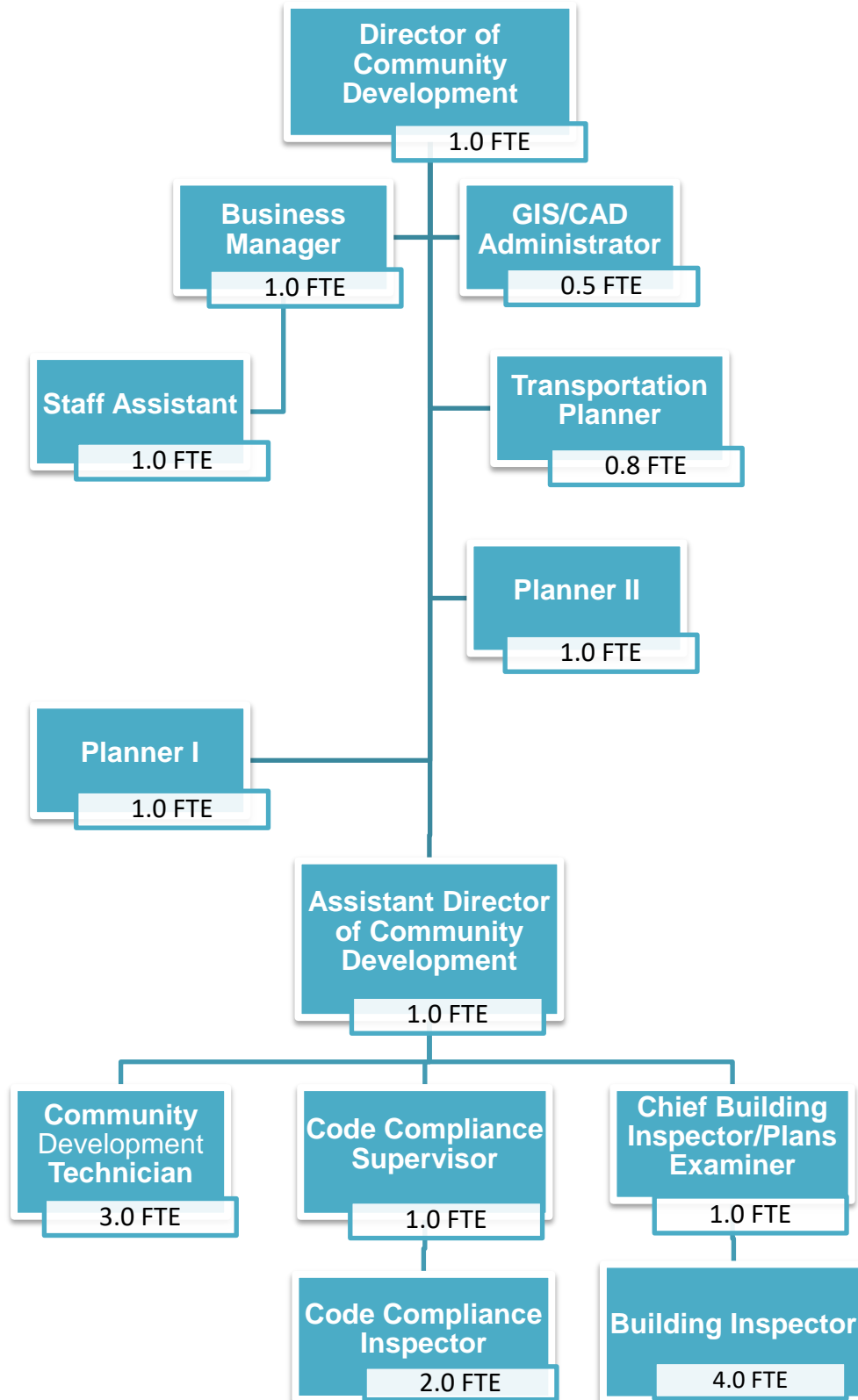
	ACTUAL FY 2020	ACTUAL FY 2021	BUDGET FY 2022	ESTIMATED FY 2022	PROPOSED FY 2023
Website visits	Unknown	2,266,286	2,500,000	Jan-June 988,190	2,000,000
Website page views	Unknown	1,962,302	2,500,000	200,000	2,500,000
Facebook page likes	Unknown	29,000	32,000	33,000	35,000
YouTube Channel views	35,400	32,947	20,000	50,000	50,000
YouTube Channel hours to date	N/A	N/A	up 51%	up 51%	up 50%
YouTube Channel hours of video watched	N/A	1,700	N/A	3,000	3,500
DunediNEWS Subscribers	N/A	N/A	N/A	8,000	8,000
Instagram Followers	N/A	5,000	N/A	8,000	9,000



COMMUNITY DEVELOPMENT

*FY 2023 PROPOSED
OPERATING & CAPITAL
BUDGET*

**City of Dunedin
Community Development
18.3 FTE**



COMMUNITY DEVELOPMENT

Champion Mission Statement

To develop and implement creative and responsive community-based strategies that provide for economic vitality, promote high-quality development and preserve Dunedin's unique cultural and historic character.

Current Services Summary

Community Development is responsible for managing the Comprehensive Plan and administering the Land Development Code. Services include land planning, transportation planning, zoning implementation, land development design review, administration of the Florida Building Code, administration of the City's Property Maintenance Code (code compliance), historic preservation, architectural review, floodplain management and the implementation of Dunedin's vision corridor and mobility planning efforts. The Department of Community Development is composed of four Divisions: Building, Code Compliance, Planning and Zoning.

The Building Division is responsible for the application and compliance of the Florida Building Code, as well as other federal, state, and local laws and ordinances. The team processes building and building related permit applications, reviews construction plans and drawings for code compliance and performs inspections on all permitted projects in Dunedin.

The Code Compliance Division is responsible for the application and enforcement of all city codes and ordinances including the International Property Maintenance Code. The goal of the Code Compliance Team is voluntary compliance through education. The code compliance inspectors help keep Dunedin beautiful and protect the safety, health and welfare of its citizens.

The Planning Division is responsible for the application and compliance of both the City's Comprehensive Plan and Land Development Code. The planning team is also responsible for assuring compatible development citywide, the development of mobility planning initiatives, and the implementation of the Patricia Avenue, Douglas Avenue, Causeway Boulevard and State Route 580 corridor studies.

The Zoning Division is primarily responsible for short-range planning and implementation of the Land Development Code to regulate development or redevelopment on a citywide basis.

Budget Highlights, Service Changes and Proposed Efficiencies

In 2023, the Department will be heavily involved in the following initiatives: Initiate planning considerations for downtown Looper service; Develop a Golf Cart/Mobility infrastructure plan; Begin a comprehensive update to the City Land Development Code; Initiate a Beltrees complete street improvement study; and develop a business taxes equity study.

The Department is scheduled to go-live with EnerGov's Community Development suite in November. Contractors, developers, business owners and residents will be able to do business with us online using Dunedin's Citizen Self Service (CSS) portal. It is anticipated that EnerGov and the CSS will provide greater efficiencies in the delivery of services.

FY 2023 increases to general fund include professional services of \$50K for expanding the historic resource survey, which is anticipated to be entirely absorbed through a state grant award. Other additional funding is requested for the aforementioned mobility plan at \$50K, historic preservation ordinance review at \$10k, a business tax equity study at \$10K, the Beltrees complete street study at \$45K and initial work to the LDC at \$125K. In addition, the solar energy initiative grant is anticipated to be increased from \$50K to \$75K and short term rental funding has been requested for carryover in an amount not to exceed \$75K.

COMMUNITY DEVELOPMENT

DEPARTMENT PERSONNEL SUMMARY

	ACTUAL FY 2020	ACTUAL FY 2021	BUDGET FY 2022	PROPOSED FY 2023	FTE CHANGE
Community Development	6.98	6.95	7.65	7.65	0.00
Building Services	10.52	10.55	10.65	10.65	0.00
Total FTEs	17.50	17.50	18.30	18.30	0.00

DEPARTMENT EXPENDITURE SUMMARY BY CATEGORY

	ACTUAL FY 2020	ACTUAL FY 2021	BUDGET FY 2022	PROPOSED FY 2023	% CHANGE
Personnel					
Salaries	966,504	998,156	1,196,200	1,281,400	7%
Benefits	335,448	337,512	402,200	436,000	8%
Operating	577,666	754,068	834,902	1,107,842	33%
Capital	-	63,336	-	-	N/A
Other	-	37,500	50,000	100,000	100%
Total Expenditures	\$ 1,879,619	\$ 2,190,572	\$ 2,483,302	\$ 2,925,242	18%

Major Operating (\$25,000 or more)

Inspection/Plans Review Contractual Services	\$ 75,000	Building Fund
Admin Fee	\$ 63,100	Building Fund
Other Misc Support Services	\$ 25,000	Building Fund
Misc. Professional Services	\$ 25,000	Building Fund
Land Development Code Update	\$ 125,000	General Fund
Golf Cart/Mobility Plan	\$ 50,000	General Fund
Beltrees Complete Street Study	\$ 45,000	General Fund
Downtown Looper	\$ 175,000	ARPA Fund

Major Other (\$25,000 or more)

Solar Technology Incentives	\$ 75,000	General Fund
Interfund Loan to Public Art Fund	\$ 25,000	Building Fund

DEPARTMENT EXPENDITURE SUMMARY BY COST CENTER

	ACTUAL FY 2020	ACTUAL FY 2021	BUDGET FY 2022	PROPOSED FY 2023	% CHANGE
Community Development					
Personnel					
Salaries	353,388	417,205	514,500	555,300	8%
Benefits	121,187	142,043	167,400	193,800	16%
Operating	209,942	301,376	366,345	657,745	80%
Capital	-	28,781	-	-	N/A
Other	-	37,500	50,000	75,000	50%
Total Expenditures	\$ 684,518	\$ 926,904	\$ 1,098,245	\$ 1,481,845	35%

Building Services

Personnel					
Salaries	613,116	580,951	681,700	726,100	7%
Benefits	214,261	195,470	234,800	242,200	3%
Operating	367,724	452,692	468,557	450,097	-4%
Capital	-	34,555	-	-	N/A
Other	-	-	-	25,000	N/A
Total Expenditures	\$ 1,195,101	\$ 1,263,668	\$ 1,385,057	\$ 1,443,397	4%

TOTAL DEPARTMENT EXPENDITUR \$ 1,879,619 \$ 2,190,572 \$ 2,483,302 \$ 2,925,242 18%

COMMUNITY DEVELOPMENT

FUNDING SOURCES

	ACTUAL FY 2020	ACTUAL FY 2021	BUDGET FY 2022	PROPOSED FY 2023	% CHANGE
General Fund	685,979	927,038	1,098,245	1,306,845	19%
Building Fund	1,193,640	1,263,534	1,385,057	1,443,397	4%
ARPA Fund	-	-	-	175,000	N/A
TOTAL DEPARTMENT FUNDING	\$ 1,879,619	\$ 2,190,572	\$ 2,483,302	\$ 2,925,242	18%

FUNDING SOURCES

	ACTUAL FY 2020	ACTUAL FY 2021	BUDGET FY 2022	PROPOSED FY 2023	% CHANGE
General Fund					
Licenses & Permits	131,849	129,547	135,000	130,000	-4%
Charges for Service	35,379	33,817	17,500	25,000	43%
Fines	241,453	563,359	100,000	80,000	-20%
Rent	-	-	-	-	N/A
City Funds	277,299	200,315	845,745	1,071,845	27%
Total General Fund	\$ 685,979	\$ 927,038	\$ 1,098,245	\$ 1,306,845	19%
Building Fund					
Licenses & Permits	1,751,299	1,565,899	1,000,000	1,100,000	10%
Miscellaneous	35,389	11,863	3,000	6,500	117%
Fund Balance	(593,049)	(314,227)	382,057	336,897	-12%
Total Building Fund	\$ 1,193,640	\$ 1,263,534	\$ 1,385,057	\$ 1,443,397	4%
ARPA Fund					
Grants	-	-	-	175,000	N/A
Total ARPA Fund	\$ -	\$ -	\$ -	\$ 175,000	N/A
TOTAL DEPARTMENT FUNDING	\$ 1,879,619	\$ 2,190,572	\$ 2,483,302	\$ 2,925,242	18%

PERFORMANCE MEASURES

	ACTUAL FY 2020	ACTUAL FY 2021	BUDGET FY 2022	ESTIMATED FY 2022	PROPOSED FY 2023
Permits Issued	5,238	5,481	5,000	5,800	5,500
Permit Valuation	\$ 99,892,705	\$ 110,813,918	\$ 125,000,000	\$ 125,000,000	\$ 125,000,000
Inspections	12,716	12,868	12,500	13,000	13,000
Business Tax License*	4015*	3,520	2,500	2,500	25,000
Code Compliance Inspections	1,700	2,100	2,100	2,100	21,000

*Includes no charge contractor registrations.



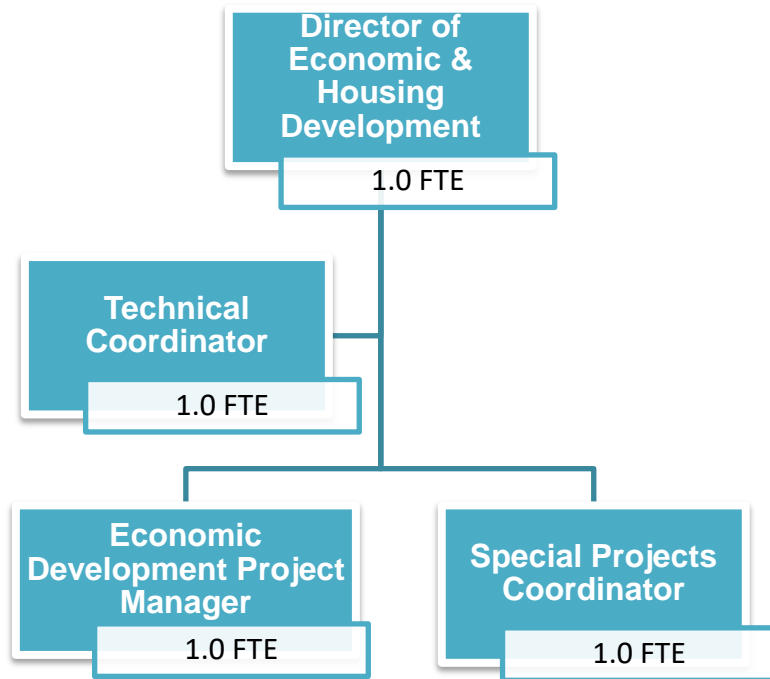
This page intentionally left blank.



ECONOMIC DEVELOPMENT

*FY 2023 PROPOSED
OPERATING & CAPITAL
BUDGET*

**City of Dunedin
Economic & Housing Development
(Includes CRA)
4.0 FTE**



ECONOMIC & HOUSING DEVELOPMENT

Champion Mission Statement

The Economic & Housing Development Department, which also manages the City's Community Redevelopment District (CRD), is responsible for strategies and programs that expand the City's economy and promote redevelopment, jobs, housing, and overall quality of life aspects. The Economic Development Department is also involved with special projects such as supporting the siting and building of the new City Hall.

Current Services Summary

This Department is responsible for the development and creation of various economic development/redevelopment initiatives, infrastructure enhancement projects, special projects, grant applications, targeted streetscape initiatives, and downtown improvements. Staff also serve as liaisons to various committees and organizations, such as the Downtown Dunedin Merchants Association, Dunedin Chamber of Commerce, Community Redevelopment Agency Advisory Committee, Dunedin Housing Authority and Visit Dunedin, as well as to Dunedin residents and businesses at-large.



Budget Highlights, Service Changes and Proposed Efficiencies

The FY 2023 Initiatives include the Downtown East End Plan (DEEP), a Complete Streets design plan for Skinner Boulevard, implementation of Phase I of the paver replacement program for Main Street sidewalks, and continued enhancement on the Patricia Corridor. New in FY 2023 include; planning for a Downtown Public Parking Garage, and the Coca-Cola Industrial site, additional streetscaping, and continued support for business community. In an effort to provide adequate parking in the Downtown the CRA has designated significant funds for private parking through lease parking agreements and other various opportunities such as affordable housing.

DEPARTMENT PERSONNEL SUMMARY

	ACTUAL FY 2020	ACTUAL FY 2021	BUDGET FY 2022	PROPOSED FY 2023	FTE CHANGE
Economic & Housing	1.64	1.54	2.25	2.25	0.00
CRA	2.09	2.19	1.75	1.75	0.00
Total FTEs	3.73	3.73	4.00	4.00	0.00

DEPARTMENT EXPENDITURE SUMMARY BY CATEGORY

	ACTUAL FY 2020	ACTUAL FY 2021	BUDGET FY 2022	PROPOSED FY 2023	% CHANGE
Personnel					
Salaries	290,593	284,928	315,200	349,300	11%
Benefits	93,538	90,498	104,500	120,500	15%
Operating	862,025	836,045	1,113,912	1,247,476	12%
Capital	48,026	380,194	5,843,000	2,320,000	-60%
Other	238,655	104,550	664,810	669,858	1%
Total Expenditures	\$ 1,532,836	\$ 1,696,214	\$ 8,041,422	\$ 4,707,134	-41%
Depreciation	-	-	-	-	N/A
Elim. Of Principal Pymts.	-	-	-	-	N/A
Elimination of Capital	-	-	-	-	N/A
Total Expenditures	\$ 1,532,836	\$ 1,696,214	\$ 8,041,422	\$ 4,707,134	-41%

ECONOMIC & HOUSING DEVELOPMENT

Major Operating (\$25,000 or more)

Parking Leases	\$ 255,584	CRA Fund
Skinner Blvd Improvements (Design)	\$ 200,000	CRA Fund
Monroe St. Parking Garage Maintenance	\$ 71,500	General Fund
Art Incubator Sponsorship*	\$ 129,463	General Fund / CRA Fund
Jolley Trolley Service	\$ 53,058	General Fund / CRA Fund
Downtown Enhancements	\$ 25,000	CRA Fund
Miscellaneous Consulting Services	\$ 115,000	General Fund / CRA Fund

*Expense will be partially offset by rental revenue

Major Capital (\$25,000 or more)

Patricia Corridor Enhancements	\$ 155,000	Penny Fund
Downtown Pavers, Walkability & Enhancements	\$ 300,000	CRA Fund
Affordable Workforce Housing	\$ 650,000	ARPA Fund
New Parking Garage	\$ 1,200,000	Penny Fund

Major Other (\$25,000 or more)

Affordable Workforce Housing	\$ 50,000	General Fund
CRA Affordable Workforce Housing	\$ 50,000	CRA Fund
CRA Facade, DEMO & Site Plan Assistance	\$ 90,000	General Fund / CRA Fund
Ser. 2021B Downtown Parking Debt Payment	\$ 415,900	CRA Fund

DEPARTMENT EXPENDITURE SUMMARY BY CATEGORY

	ACTUAL FY 2020	ACTUAL FY 2021	BUDGET FY 2022	PROPOSED FY 2023	% CHANGE
Economic & Housing Development					
Personnel					
Salaries	105,021	101,676	122,100	135,800	11%
Benefits	34,023	31,882	38,700	46,500	20%
Operating	187,949	211,107	345,600	337,108	-2%
Capital	11,495	19,209	1,000,000	805,000	-20%
Other	69,526	15,993	78,500	103,500	32%
Total Expenditures	\$ 408,014	\$ 379,867	\$ 1,584,900	\$ 1,427,908	-10%

ECONOMIC & HOUSING DEVELOPMENT

	ACTUAL FY 2020	ACTUAL FY 2021	BUDGET FY 2022	PROPOSED FY 2023	% CHANGE
Community Redevelopment Agency (CRA)					
Personnel					
Salaries	185,572	183,252	193,100	213,500	11%
Benefits	59,515	58,615	65,800	74,000	12%
Operating	250,639	423,305	699,023	704,468	1%
Capital	36,531	360,985	4,843,000	1,515,000	-69%
Other	169,129	88,557	586,310	566,358	-3%
Total Expenditures	\$ 701,386	\$ 1,114,714	\$ 6,387,233	\$ 3,073,326	-52%

Parking

Personnel					
Salaries	-	-	-	-	N/A
Benefits	-	-	-	-	N/A
Operating	423,437	201,633	69,289	205,900	197%
Capital	-	-	-	-	N/A
Other	-	-	-	-	N/A
Expense Cash Flow Subtotal	\$ 423,437	\$ 201,633	\$ 69,289	\$ 205,900	197%
Depreciation	-	-	-	-	N/A
Elim. Of Principal Pymts.	-	-	-	-	N/A
Elimination of Capital	-	-	-	-	N/A
Total Expenses	\$ 423,437	\$ 201,633	\$ 69,289	\$ 205,900	197%
TOTAL DEPARTMENT EXPENDITURES	\$ 1,532,836	\$ 1,696,214	\$ 8,041,422	\$ 4,707,134	-41%

FUNDING SOURCES

	ACTUAL FY 2020	ACTUAL FY 2021	BUDGET FY 2022	PROPOSED FY 2023	% CHANGE
General Fund	831,451	581,500	704,189	828,808	18%
Penny Fund	-	-	985,000	1,355,000	38%
CRA Fund	701,386	1,114,714	6,352,233	1,873,326	-71%
ARPA Fund	-	-	-	650,000	N/A
TOTAL DEPARTMENT FUNDING	\$ 1,532,836	\$ 1,696,214	\$ 8,041,422	\$ 4,707,134	-41%

PERFORMANCE MEASURES

	ACTUAL FY 2020	ACTUAL FY 2021	BUDGET FY 2022	ESTIMATED FY 2022	PROPOSED FY 2023
Increase in tax base (CRA / Citywide)	25.97% / 10.68%	8.39% / 8.27%	11.45% / 7.39%	11.69% / 8.40%	13.81% / 12.28%
New development projects initiated	1	0	1	1	2
Incentive grants awarded	5/\$42,000	5/26,060	10/\$90,000	5/\$55,000	10/\$90,000
Enhancement projects	0	2	4	2	3



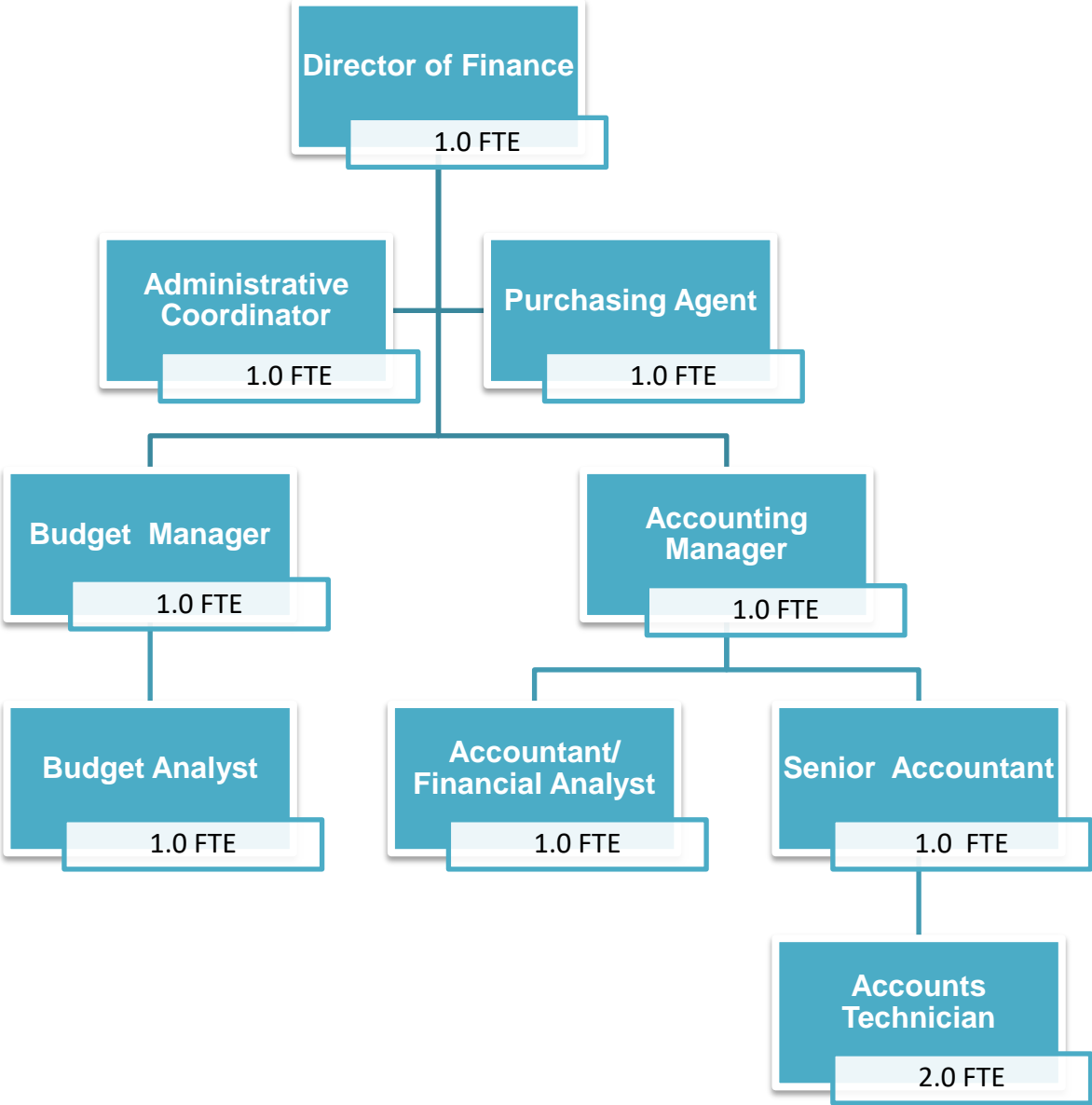
This page intentionally left blank.



FINANCE

FY 2023 PROPOSED OPERATING & CAPITAL BUDGET

**City of Dunedin
Finance
10.0 FTE**



FINANCE

Champion Mission Statement

To provide timely, responsive, and comprehensive financial support services to the City Commission, City departments, and the community at large.

Current Services Summary

The Finance Department is responsible for all accounting, budgeting, financing, purchasing, and cash management activities for the City. Responsibilities also include safeguarding the City's assets, managing the City's investment portfolio, debt management, accurate and timely financial reporting, and providing financial support to all City departments and divisions. In addition, the department coordinates preparation of the Annual Budget and Business Plan that includes the Capital Improvements Plan (CIP), monitors budget compliance, coordinates the annual audit conducted by an outside independent audit firm, and prepares and issues the Comprehensive Annual Financial Report (CAFR).

Staff also prepares financial statements, processes accounts payable, completes specialized billing and provides other accounting related services. The Department also provides internal and external customers with information on rates, types of services available and any regulations that pertain to our billing services. Purchasing staff facilitate vendor relationships and oversee all bidding processes for procurement of City products and services.

Budget Highlights, Service Changes and Proposed Efficiencies

Operating expenses for FY 2023 have increased by 26% due mainly to increase in internal service fund allocations in FY 2023 over FY 2022, and an increase in operating cost of \$19,000 in FY 2023 for Armored Truck cash collection services beginning in FY 2023 for the City. To provide an efficient and effective process in meeting the City's procurement needs, the Purchasing Department has contracts in place for high dollar or high volume purchases and of small dollar items efficiently (credit cards, etc.), and incorporates the use of technology to facilitate the procurement process (internet, etc.).

Major projects within the department included the continued development of the City of Dunedin Business Plan and Capital Improvements Plan for FY 2023. The Business Plan and CIP are intended to guide the development of the FY 2023 Operating and Capital Budgets.

DEPARTMENT PERSONNEL SUMMARY

	ACTUAL FY 2020	ACTUAL FY 2021	BUDGET FY 2022	PROPOSED FY 2023	FTE CHANGE
Accounting/Finance	10.00	10.00	10.00	10.00	0.00
Total FTEs	10.00	10.00	10.00	10.00	0.00

DEPARTMENT EXPENDITURE SUMMARY BY CATEGORY

	ACTUAL FY 2020	ACTUAL FY 2021	BUDGET FY 2022	PROPOSED FY 2023	% CHANGE
Personnel					
Salaries	664,321	649,740	724,900	758,700	5%
Benefits	226,270	192,748	225,000	254,500	13%
Operating	197,265	205,388	213,700	269,160	26%
Capital	-	-	-	-	N/A
Other	-	-	-	-	N/A
Total Expenditures	\$ 1,087,856	\$ 1,047,876	\$ 1,163,600	\$ 1,282,360	10%

FINANCE

Major Operating (\$25,000 or more)

Auditor Services \$ 70,000 General Fund

Major Capital (\$25,000 or more)

None

FUNDING SOURCES

	ACTUAL FY 2020	ACTUAL FY 2021	BUDGET FY 2022	PROPOSED FY 2023	% CHANGE
General Fund	1,087,856	1,047,876	1,163,600	1,282,360	10%
TOTAL DEPARTMENT FUNDING	\$ 1,087,856	\$ 1,047,876	\$ 1,163,600	\$ 1,282,360	10%

PERFORMANCE MEASURES

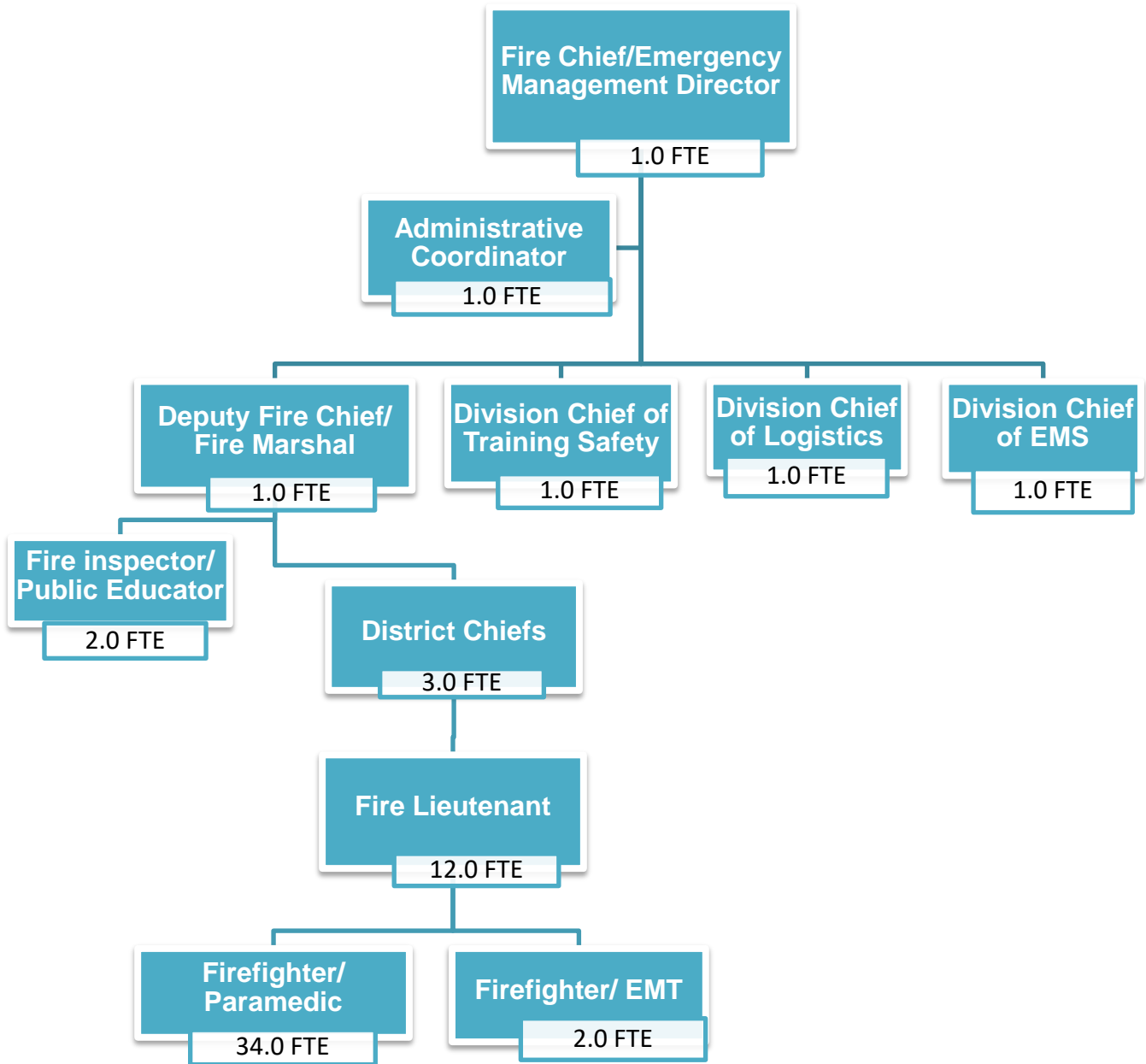
	ACTUAL FY 2020	ACTUAL FY 2021	BUDGET FY 2022	ESTIMATED FY 2022	PROPOSED FY 2023
Number of Budget Amendments	4	4	4	4	4
Purchase Orders Issued	927	919	1,000	950	950
Issuer Rating (Moody's / S & P)	Aa2/AA+	Aa2/AA+	Aa2/AA+	Aa2/AA+	Aa2/AA+
GFOA Certificate of Achievement for Excellence in Financial Reporting	Yes	Yes	Yes	TBD	Yes
GFOA Distinguished Budget Award Recipient	Yes	Yes	Yes	TED	Yes



FIRE RESCUE

*FY 2023 PROPOSED
OPERATING & CAPITAL
BUDGET*

**City of Dunedin
Fire
59.0 FTE**



FIRE RESCUE

Champion Mission Statement

To promote fire and health safety preparedness through prevention and educational activities that will enhance the quality of life for all citizens, and when needed, make a rapid response to control and eliminate the emergency situation.

Current Services Summary

The department is divided into three Divisions: Administration, Fire Operations, and Emergency Medical Services (EMS). The department is responsible for providing emergency response to all types of incidents. Most personnel have fire and EMS training to handle these incidents. The department contracts with Pinellas County EMS to provide three Advanced Life Support (ALS) non-transport units for medical incidents. The department also has a Fire Protection Agreement with Pinellas County to provide fire service to unincorporated areas of the Dunedin Fire District. In addition the department's fire prevention program coordinates fire inspections on new and existing commercial and multi-family structures as well as fire prevention activities for all age groups. The department also serves as the Emergency Management authority for the City.

Budget Highlights, Service Changes and Proposed Efficiencies

The FY 2023 budget will maintain the 2022 service levels and programs as much as possible.



Dunedin's newest Fire Station #61



DEPARTMENT PERSONNEL SUMMARY					
	ACTUAL FY 2020	ACTUAL FY 2021	BUDGET FY 2022	PROPOSED FY 2023	FTE CHANGE
Fire Administration	10.00	10.00	10.00	10.00	0.00
Fire Operations	36.00	36.00	36.00	36.00	0.00
EMS	10.00	10.00	10.00	13.00	3.00
Total FTEs	56.00	56.00	56.00	59.00	0.00



Dunedin's 9/11 memorial constructed with donations from the community. It stands as a tribute to the firefighters, first responders, and civilians who were affected by the events on 9/11.



DEPARTMENT EXPENDITURE SUMMARY BY CATEGORY					
	ACTUAL FY 2020	ACTUAL FY 2021	BUDGET FY 2022	PROPOSED FY 2023	% CHANGE
Personnel					
Salaries	4,629,249	4,637,335	4,498,732	5,085,176	13%
Benefits	1,853,699	1,800,405	1,902,860	2,245,300	18%
Operating	1,401,801	1,432,042	1,591,448	1,790,958	13%
Capital	-	867,370	376,000	33,000	-91%
Other	-	107,073	108,700	109,100	0%
Total	\$ 7,884,749	\$ 8,844,225	\$ 8,477,740	\$ 9,263,534	9%

FIRE RESCUE

Major Operating (\$25,000 or more)

Annual Physicals	\$ 35,000	General Fund
Station 60 Kitchen Renovation	\$ 40,800	General Fund
Citywide HVAC Replacements	\$ 53,000	General Fund
Bunker Gear Replacement	\$ 42,000	General Fund
Uniforms	\$ 40,000	General Fund

Major Other (\$25,000 or more)

Fire Station #61 Debt Payment	\$ 108,700	Penny Fund
Interfund Loan Payment to Stormwater- Radio Replace	\$ 30,310	General Fund



Honor Guard

DEPARTMENT EXPENDITURE SUMMARY BY COST CENTER

	ACTUAL FY 2020	ACTUAL FY 2021	BUDGET FY 2022	PROPOSED FY 2023	% CHANGE
Fire Administration					
Personnel					
Salaries	890,668	918,760	893,600	977,620	9%
Benefits	314,777	346,220	350,000	393,500	12%
Operating	-	9	-	-	N/A
Capital	-	-	-	-	N/A
Other	-	-	-	-	N/A
Total Expenditures	\$ 1,205,445	\$ 1,264,988	\$ 1,243,600	\$ 1,371,120	10%
Fire Operations					
Personnel					
Salaries	2,891,067	2,848,806	2,723,628	2,956,226	9%
Benefits	990,371	912,622	989,969	1,138,463	15%
Operating	1,181,419	1,226,687	1,343,315	1,521,258	13%
Capital	-	867,370	376,000	33,000	-91%
Other	-	107,073	108,700	109,100	0%
Total Expenditures	\$ 5,062,857	\$ 5,962,558	\$ 5,541,612	\$ 5,758,047	4%
EMS					
Personnel					
Salaries	847,515	869,769	881,504	1,151,330	31%
Benefits	548,551	541,563	562,891	713,337	27%
Operating	220,383	205,347	248,133	269,700	9%
Capital	-	-	-	-	N/A
Other	-	-	-	-	N/A
Total Expenditures	\$ 1,616,448	\$ 1,616,680	\$ 1,692,528	\$ 2,134,367	26%
TOTAL DEPARTMENT EXPENDITURES	\$ 7,884,749	\$ 8,844,225	\$ 8,477,740	\$ 9,263,534	9%

FIRE RESCUE

FUNDING SOURCES

	ACTUAL FY 2020	ACTUAL FY 2021	BUDGET FY 2022	PROPOSED FY 2023	% CHANGE
General Fund					
Fire Plan Review/Inspections	31,900	17,824	34,000	34,200	1%
County Fire Service Fees	778,080	777,688	790,000	805,800	2%
County EMS	1,581,248	1,629,101	1,661,878	2,008,735	21%
Donations	100	19,712	2,000	1,000	-50%
City Funds	5,493,421	5,628,721	5,881,162	6,304,699	7%
Total General Fund	\$ 7,884,749	\$ 8,073,046	\$ 8,369,040	\$ 9,154,434	9%
Penny Fund					
Intergovernmental	-	724,064	108,700	109,100	0%
Total Penny Fund	\$ -	\$ 724,064	\$ 108,700	\$ 109,100	0%
Impact Fee Fund					
Fire Impact Fees	-	47,115	-	-	N/A
Total Impact Fee Fund	\$ -	\$ 47,115	\$ -	\$ -	N/A
TOTAL DEPARTMENT FUNDING	\$ 7,884,749	\$ 8,844,225	\$ 8,477,740	\$ 9,263,534	9%

PERFORMANCE MEASURES

	ACTUAL FY 2020	ACTUAL FY 2021	BUDGET FY 2022	ESTIMATED FY 2022	PROPOSED FY 2023
Percent of firefighters with ISO required 192 hours of company training	99%	99%	100%	100%	100%
Percent of firefighters with ISO required 6 hours of annual hazardous materials training	0%	45%	100%	100%	100%
Percent of firefighters with ISO required 18 hours annual facility training	68%	53%	100%	100%	100%
Percent of drivers with ISO required 12 hours annual driving training	100%	100%	100%	100%	100%
Percent of emergency medical calls responded to within 7.5 minutes (90% minimum per Pinellas County agreement)	93%	92%	100%	100%	100%
Percent of emergency fire incidents responded to within 7.5 minutes (90% minimum per Pinellas County agreement)	80%	81%	100%	100%	100%



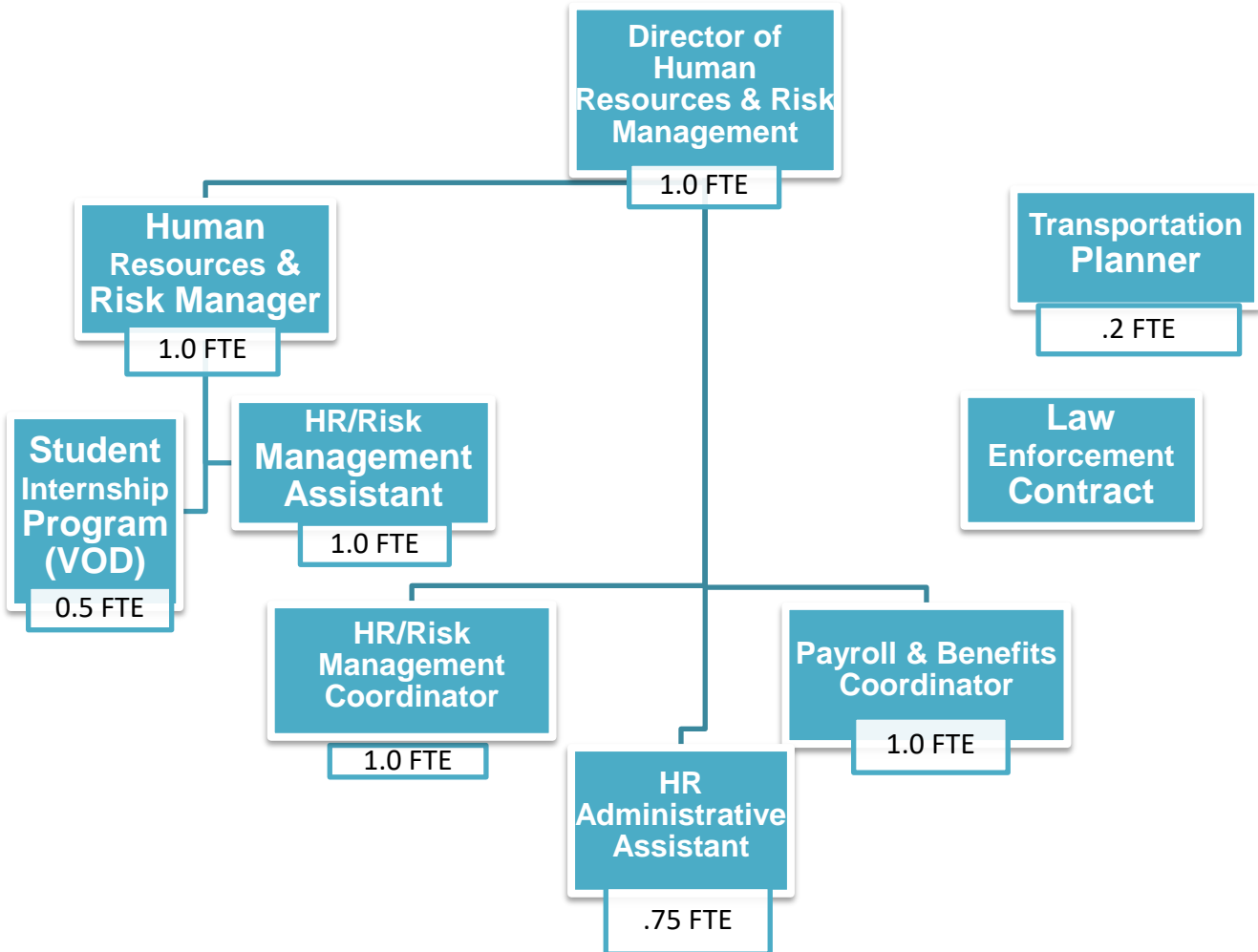
This page intentionally left blank.



HUMAN RESOURCES & RISK MANAGEMENT

*FY 2023 PROPOSED
OPERATING & CAPITAL
BUDGET*

City of Dunedin
Human Resources & Risk Management
6.45 FTE



HUMAN RESOURCES & RISK MANAGEMENT

Champion Mission Statement

To promote the City's core values in all areas of Human Resources and Risk Management by providing outstanding customer service to all internal and external customers.

Current Services Summary

The Department is comprised of two divisions: Human Resources (HR) and Risk Management. The HR Division provides administrative support to all City departments pertaining to personnel matters. Activities include recruitment and selection, performance management, retirement plan administration, employee and labor relations, classification and compensation, payroll processing, City-wide employee training, policies and procedures maintenance, and a variety of special projects related to the HR function. HR also facilitates employee professional development and training, and ensures the City's compliance with all legal requirements of personnel-related regulations.

The HR Division also oversees administration of the City's health plans, employee wellness program and other employee benefits. Employee insurance benefits include medical, dental, life, short-term disability, Employee Assistance Program (EAP) and voluntary benefits. Activities include insurance benefits administration and employee claims handling support, processing of premiums, coordination of annual employee open enrollment and record keeping. In addition, the department also authorizes expenditures from the Health Benefits Self-Insurance Fund, and monitors employee insurance benefits costs including medical claims.

The Risk Management Division is responsible for the administration of the City's safety, property and liability insurance, and workers' compensation programs to include employee safety training, claims processing and record keeping, while ensuring compliance with all applicable laws and regulations. Other functions include monitoring and authorization of claims-related expenditures by the City's Third Party Administrator, insurance renewals and adjustments to risk management services to stay abreast of the City's changing exposures. This function also encompasses City-wide inspections and risk mitigation analyses, and coordinates the activities of the City's employee Safety Action Committee.

The Director of Human Resources & Risk Management is also responsible for administration of the City's law enforcement contract with the Pinellas County Sheriff's Office and works with the City Manager and other departments to ensure effective deployment of law enforcement services throughout the City.

Budget Highlights, Service Changes and Proposed Efficiencies

Due to the continuing COVID-19 Pandemic, some Human Resources & Risk Management initiatives remain on hold, as in the case of the summer high school internship program and customer service training; however, this past year, we were able to coordinate our annual employee recognition picnic at TD BallPark. The Munis HR/Payroll Modules were rolled out in June 2021. As of September 30, 2021, the Health Benefits Fund showed a net position of \$159,783, with overall medical and pharmacy claims trending 3.3% less than the prior year's. Pharmacy rebates totalled \$219,318. The health benefits fund remains in good standing with the Florida Office of Insurance Regulation. As of September 30, 2021, the Risk Safety Fund showed a total net position of just under \$3.5M. FY 2023 projected Insurance premiums related to the City's risk management program reflect a 17% increase, including coverage of the new City Hall and a 25% increase in the Cyber Liability premium.

DEPARTMENT PERSONNEL SUMMARY					
	ACTUAL FY 2020	ACTUAL FY 2021	BUDGET FY 2022	PROPOSED FY 2023	FTE CHANGE
Human Resources	2.08	2.08	2.08	2.83	0.75
Risk Management	2.47	2.47	2.37	2.37	0.00
Health Benefits	1.25	1.25	1.25	1.25	0.00
Total FTEs	5.80	5.80	5.70	6.45	0.75

HUMAN RESOURCES & RISK MANAGEMENT

DEPARTMENT EXPENDITURE SUMMARY BY CATEGORY

	ACTUAL FY 2020	ACTUAL FY 2021	BUDGET FY 2022	PROPOSED FY 2023	% CHANGE
Personnel					
Salaries	401,775	376,222	403,500	473,200	17%
Benefits	136,504	136,845	179,900	200,500	11%
Operating	6,522,528	6,955,340	7,138,788	8,036,022	13%
Capital	-	-	-	-	N/A
Other	248,060	-	-	-	N/A
Total	\$ 7,308,867	\$ 7,468,407	\$ 7,722,188	\$ 8,709,722	13%

Major Operating (\$25,000 or more)

Johns Eastern P & C Claims Handling	\$ 46,000	Risk Safety Fund
Gehring Broker/Consulting Fees (Risk)	\$ 95,000	Risk Safety Fund
Property & Liability Premiums	\$ 1,361,235	Risk Safety Fund
Workers' Comp Premiums	\$ 119,577	Risk Safety Fund
Property & Liability Claims	\$ 202,266	Risk Safety Fund
Worker's' Comp Claims	\$ 335,606	Risk Safety Fund
Humana ASO Fees	\$ 128,476	Health Benefits Fund
Gehring Broker/Consulting Fees (Health)	\$ 159,135	Health Benefits Fund
Stop Loss Reinsurance	\$ 997,557	Health Benefits Fund
Medical Claims	\$ 3,990,648	Health Benefits Fund
Dental Premiums	\$ 180,977	Health Benefits Fund
City Paid Life Insurance Premiums	\$ 88,688	Health Benefits Fund
City Short Term Disability Premiums	\$ 43,677	Health Benefits Fund

Major Capital (\$25,000 or more)

None

Major Other (\$25,000 or more)

None

HUMAN RESOURCES & RISK MANAGEMENT

DEPARTMENT EXPENSE SUMMARY BY PROGRAM

	ACTUAL	ACTUAL	BUDGET	PROPOSED	%
	FY 2020	FY 2021	FY 2022	FY 2023	CHANGE
Human Resources					
Personnel					
Salaries	119,793	140,648	151,600	194,400	28%
Benefits	55,006	46,842	71,400	81,000	13%
Operating	121,982	78,151	138,550	126,590	-9%
Capital	-	-	-	-	N/A
Other	-	-	-	-	N/A
Total Expenditures	\$ 296,781	\$ 265,641	\$ 361,550	\$ 401,990	11%

	ACTUAL	ACTUAL	BUDGET	PROPOSED	%
	FY 2020	FY 2021	FY 2022	FY 2023	CHANGE
Risk Management					
Personnel					
Salaries	173,900	133,927	149,300	164,500	10%
Benefits	45,630	60,080	72,300	84,800	17%
Operating	1,624,052	1,749,741	1,865,038	2,251,837	21%
Capital	-	-	-	-	N/A
Other	248,060	-	-	-	N/A
Total Expenses	\$ 2,091,642	\$ 1,943,749	\$ 2,086,638	\$ 2,501,137	20%

Health Benefits					
Personnel					
Salaries	108,082	101,647	102,600	114,300	11%
Benefits	35,868	29,923	36,200	34,700	-4%
Operating	4,776,494	5,127,448	5,135,200	5,657,595	10%
Capital	-	-	-	-	N/A
Other	-	-	-	-	N/A
Total Expenses	\$ 4,920,444	\$ 5,259,018	\$ 5,274,000	\$ 5,806,595	10%

TOTAL DEPARTMENT EXPENSES	\$ 7,308,867	\$ 7,468,407	\$ 7,722,188	\$ 8,709,722	13%
----------------------------------	---------------------	---------------------	---------------------	---------------------	------------

FUNDING SOURCES

	ACTUAL	ACTUAL	BUDGET	PROPOSED	%
	FY 2020	FY 2021	FY 2022	FY 2023	CHANGE
General Fund	304,786	266,390	361,550	401,990	11%
Risk Safety Fund	2,083,636	1,943,000	2,086,638	2,501,137	20%
Health Benefits Fund	4,920,444	5,259,018	5,274,000	5,806,595	10%
TOTAL DEPARTMENT FUNDING	\$ 7,308,867	\$ 7,468,407	\$ 7,722,188	\$ 8,709,722	13%

HUMAN RESOURCES & RISK MANAGEMENT



"Operation Next Level" Manager Retreat



Public Service Recognition Week

PERFORMANCE MEASURES

Human Resources	ACTUAL FY 2020	ACTUAL FY 2021	BUDGET FY 2022	ESTIMATED FY 2022	PROPOSED FY 2023
Percent of employment requests processed within one week of request submittal	90%	95%	95%	94%	95%
Percentage of new hires that complete probation within one year of hire	13%	58%	95%	75%	95%
Percentage of new hires who attend at least one meeting with Deferred Compensation Retirement Plan Counselor	90%	30%	100%	95%	95%
Number of Supervisor Roundtable Workshops presented	0	1	4	1	4

Risk Safety	ACTUAL FY 2020	ACTUAL FY 2021	BUDGET FY 2022	ESTIMATED FY 2022	PROPOSED FY 2023
Percentage of Employee Participation in Safety training	85%	76%	100%	70%	70%
Percentage of total accidents that were non-preventable	72%	80%	90%	85%	85%
Average days lost from Workers' Compensation injuries	4 days	64 days	2 days	5 days	4 days

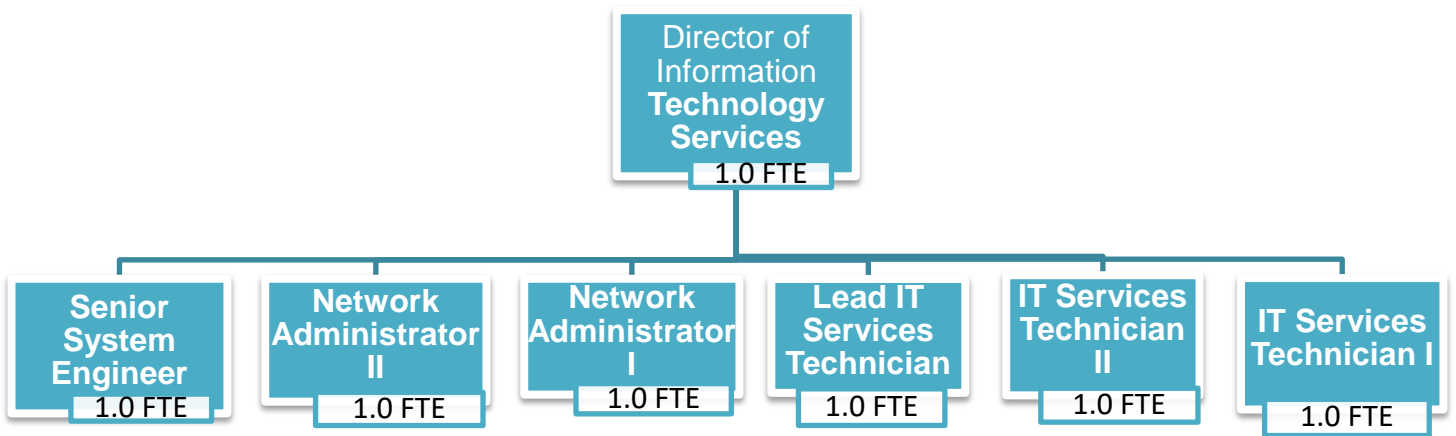
Health Benefits	ACTUAL FY 2020	ACTUAL FY 2021	BUDGET FY 2022	ESTIMATED FY 2022	PROPOSED FY 2023
Percentage of benefits completed through BenTek online Benefits Administration System during open enrollment	95%	53%	100%	60%	60%
Percentage of participation in Online Health Assessment by eligible employees.	75%	66%	85%	70%	70%
NEW-Percentage of employees who have attained at least Bronze status in the City's wellness program	75%	76%	85%	80%	80%



IT SERVICES

*FY 2023 PROPOSED
OPERATING & CAPITAL
BUDGET*

City of Dunedin
I.T. Services Department
7.0 FTE



Champion Mission Statement

The Information Technology Services Department is an organization committed to proactively delivering a dynamic and evolving set of core services and innovative technologies that the city and its constituents demand. IT achieves and maintains high standards in the following areas:

- **Business and IT Alignment** – Working with public and private partners to make investments in information technology that provide long-term benefits and add value to our community.
- **Information Accessibility** – Using technology to make city data readily available to enhance government decision-making and simplify delivery of services to our citizens.
- **Openness and Transparency** – Providing our constituents with simple and open access to city services and information.
- **Civic Participation** – Leveraging technology to meet the growing demand among our citizens for participatory and collaborative government.
- **Operational Efficiency** – Enabling mobile workforce accessibility to high-quality, digital government information in order to provide services anywhere, at any time.
- **Quality Workforce** – Developing highly skilled, innovative, motivated, responsive, and collaborative implementers and maintainers of quality technology solutions.
- **IT Security** – Protecting the confidentiality, integrity, and availability of IT applications, systems, infrastructure and data.

Current Services Summary

The Information Technology Services Department is responsible for the planning, operation and maintenance of a complex suite of technical services from mainframe and distributed hosting, networking, voice and data, wireless, support services including desktop and user support, and enterprise services such as e-mail and calendar and the common payment services. With such a wide array of services and responsibilities, the planning for future and ongoing services is a complex endeavor in itself. The department adheres to the following operating principles:

- **Support the City's Strategy** – Initiatives and projected benefits will be linked to the city's desired strategic outcomes and the initiatives established by the Strategic Initiatives Teams and the Strategic Coordinating Group.
- **Customer Service Oriented** – IT will be proactive and prevent problems, while focusing on engaging and understanding the needs of departments, and support them to provide an optimal experience for citizens, businesses and visitors.
- **Engage in Systems Thinking** – Understanding interrelatedness between processes and technologies will guide our planning, problem-solving, decision-making, and resourcing actions to enable innovation.
- **Achieve Multiple Positive Outcomes** – IT will seek to provide solutions that benefit multiple constituents in timely and cost-efficient manner.
- **Create an Accurate, Positive Community Image** – IT will create a positive perception of the department through consistently positive experiences and quality services.
- **Create Relationships and Partnerships** – IT will build positive internal and external relationships and encourage collaboration.
- **Ensure Sustainability** – IT will treat all city assets entrusted to us as if they were our own, and evaluate all new and existing goals, plans, policies, programs, and activities in the context of sustainability.

IT SERVICES

Budget Highlights, Service Changes and Proposed Efficiencies

During FY 2023, the IT Department will be involved in many mission critical cabling projects that include: an audit and survey of the City's current 12+ miles of underground fiber optics cabling; design work and installation for new fiber cabling into the EOC and New City Hall buildings; implementing new data centers at both the EOC and New City Hall; managing broadband internet projects to install miles of fiber optics cabling in preparation of providing public Wi-Fi in various City facilities and parks; upgrading network infrastructure devices throughout the city to enhance our protection from cyberattacks; installation of security camera in various buildings; backup and disaster recovery system in the new EOC; and cybersecurity awareness training for all City employees.

By the first quarter of FY 2023, the IT Services Department will have completed the implementation of the Tyler ERP solution for permitting, code compliance, inspections, asset management, work orders and an online citizen's self-service portal. Toward the end of the second quarter in FY23, IT Services Department will have connected the City's IT data and telecommunications network into the Emergency Operations Center, the new Parks Operations Facility, Fire Station 62, and the Water Tanks on Belcher Road.

IT services will also continue to replace desktop computers and network equipment as per the annual cyclical replacement. In FY 2023, the IT Services budget will increase about 105% compared to FY 2022 budget as 1.8 million dollars from the America Rescue Plan Act was added to the IT budget to fund broadband internet infrastructure and cybersecurity projects. In addition, annual licensing and support for several major software applications that was previously expensed proportionally between various departments will solely be expensed out of the IT budget starting in FY 2023.

DEPARTMENT PERSONNEL SUMMARY

	ACTUAL FY 2020	ACTUAL FY 2021	BUDGET FY 2022	PROPOSED FY 2023	FTE CHANGE
Information Technology (IT)	6.00	6.00	7.00	7.00	0.00
Total FTEs	6.00	6.00	7.00	7.00	0.00

DEPARTMENT EXPENDITURE SUMMARY BY CATEGORY

	ACTUAL FY 2020	ACTUAL FY 2021	BUDGET FY 2022	PROPOSED FY 2023	% CHANGE
Personnel					
Salaries	399,202	406,510	501,100	519,900	4%
Benefits	124,109	123,431	168,280	139,700	-17%
Operating	473,119	469,516	824,671	986,221	20%
Capital	398,504	111,337	310,000	1,905,000	515%
Other	-	-	-	-	N/A
Expense Cash Flow Subtotal	\$ 1,394,934	\$ 1,110,795	\$ 1,804,051	\$ 3,550,821	97%
Depreciation	160,936	194,208	238,200	235,400	-1%
Elim. Of Principal Pymts.	-	-	-	-	N/A
Elimination of Capital	(398,504)	(111,337)	(310,000)	(230,000)	-26%
Total Expenses	\$ 1,157,366	\$ 1,193,666	\$ 1,732,251	\$ 3,556,221	105%

IT SERVICES

Major Operating (\$25,000 or more)

Vulnerability Scans & Penetration Testing	\$ 25,000	IT Services
Superion (Sungard HTE/Naviline) License	\$ 113,000	IT Services
Tyler ERP Annual Licenses and Maintenance	\$ 123,400	IT Services
Carousel Phone System Support	\$ 31,925	IT Services
ESRI Annual Software Support	\$ 35,000	IT Services
Filebound Annual Software Support	\$ 27,000	IT Services
Rubrik Data Storage Annual Support	\$ 64,000	IT Services
HR Recruitment Software Licensing	\$ 32,000	IT Services
Financial Budgeting Software Licensing	\$ 55,000	IT Services
ERP Phases 5 & 6 Hardware Devices	\$ 40,000	IT Services
Lumen Telecommunications	\$ 45,000	IT Services
Spectrum Internet & Telecommunications	\$ 65,700	IT Services
Computer Replacements	\$ 107,800	IT Services

Major Capital (\$25,000 or more)

Broadband Internet Fiber Cable Infrastructure	\$ 1,675,000	ARPA Fund
ERP Server Replacements	\$ 75,000	IT Services
Security Cameras	\$ 85,000	IT Services
Network Infrastructure Upgrades	\$ 70,000	IT Services

FUNDING SOURCES

	ACTUAL FY 2020	ACTUAL FY 2021	BUDGET FY 2022	PROPOSED FY 2023	% CHANGE
IT Internal Service Fund	1,157,366	1,193,666	1,732,251	1,881,221	9%
ARPA Fund	-	-	-	1,675,000	N/A
DEPARTMENT TOTAL FUNDING	\$ 1,157,366	\$ 1,193,666	\$ 1,732,251	\$ 3,556,221	105%

PERFORMANCE MEASURES

Information Technology Services	ACTUAL FY 2020	ACTUAL FY 2021	BUDGET FY 2022	ESTIMATED FY 2022	PROPOSED FY 2023
Ratio of ITS employees to client devices* managed	1 to 109	1 to 118	1 to 99	1 to 114	1 to 102
Ratio of ITS employees to network users	1 to 80	1 to 80	1 to 67	1 to 67	1 to 57
IT investment per capita	\$29.00	\$32.81	\$44.39	\$47.61	\$99.01

*Client devices are defined as follows:

City/Employee Desktops	347	370	370	418	418
Public/Citizen Desktops and Kiosks	46	46	46	17	17
City Employee-Used Kiosks	6	6	6	7	7
Laptops	88	100	100	170	170
Tablets	60	70	70	71	100
Total Client Devices	547	592	592	683	712



This page intentionally left blank.



LAW ENFORCEMENT

*FY 2023 PROPOSED
OPERATING & CAPITAL
BUDGET*



This page intentionally left blank.

LAW ENFORCEMENT

Champion Mission Statement

The City of Dunedin contracts with Pinellas County Sheriff's Office for law enforcement services. The Sheriff's Office is committed to public safety through superior service and professionalism, fostering safe communities and acting to ensure community trust.

Current Services Summary

The contract includes a commitment of 34 sworn officers including 5 Community Policing Deputies and 33.6 support staff (including 33 school crossing guards). In addition, the Sheriff's Office provides 680 hours of secondary employment services for special events when requested by the City, and 2,080 hours of additional traffic enforcement each year. The Special Events Cost for FY23 will increase from \$37,400 to \$44,880; this is the first rate increase since 2018. Overall Expenses for Law Enforcement Services will increase by 4% for FY23, largely due to an increase in vehicle costs, fuel and personnel services.

The City provides an annual grant in the amount of \$10,000 to assist in the funding of Safe Harbor, a facility operated by the Sheriff as a jail diversion program designed to place homeless people who commit minor crimes in a place less costly than the County's jail, where assistance is provided to address the primary issue of homelessness

LAW ENFORCEMENT STAFFING SUMMARY

	ACTUAL FY 2020	ACTUAL FY 2021	BUDGET FY 2022	PROPOSED FY 2023	FTE CHANGE
Sworn Officers	34.00	34.00	34.00	34.00	0.00
Support staff (including crossing guards)	32.60	33.60	33.60	33.60	0.00
Total FTEs	66.60	67.60	67.60	67.60	0.00

DEPARTMENT EXPENDITURE SUMMARY BY CATEGORY

	ACTUAL FY 2020	ACTUAL FY 2021	BUDGET FY 2022	PROPOSED FY 2023	% CHANGE
Personnel					
Salaries	-	-	-	-	N/A
Benefits	-	-	-	-	N/A
Operating	4,478,359	4,684,358	4,825,926	5,030,592	4.2%
Capital	-	-	-	-	N/A
Other	10,000	10,000	10,000	10,000	0%
Total Expenditures	\$ 4,488,359	\$ 4,694,358	\$ 4,835,926	\$ 5,040,592	4%

Major Operating (\$25,000 or more)

Sheriff's Services Contract	\$ 4,975,812	General Fund
Special Employment Services	\$ 44,880	General Fund

Major Capital (\$25,000 or more)

None

FUNDING SOURCES

	ACTUAL FY 2020	ACTUAL FY 2021	BUDGET FY 2022	PROPOSED FY 2023	% CHANGE
General Fund	4,488,359	4,694,358	4,835,926	5,040,592	4%
TOTAL DEPARTMENT FUNDING	\$ 4,488,359	\$ 4,694,358	\$ 4,835,926	\$ 5,040,592	4%



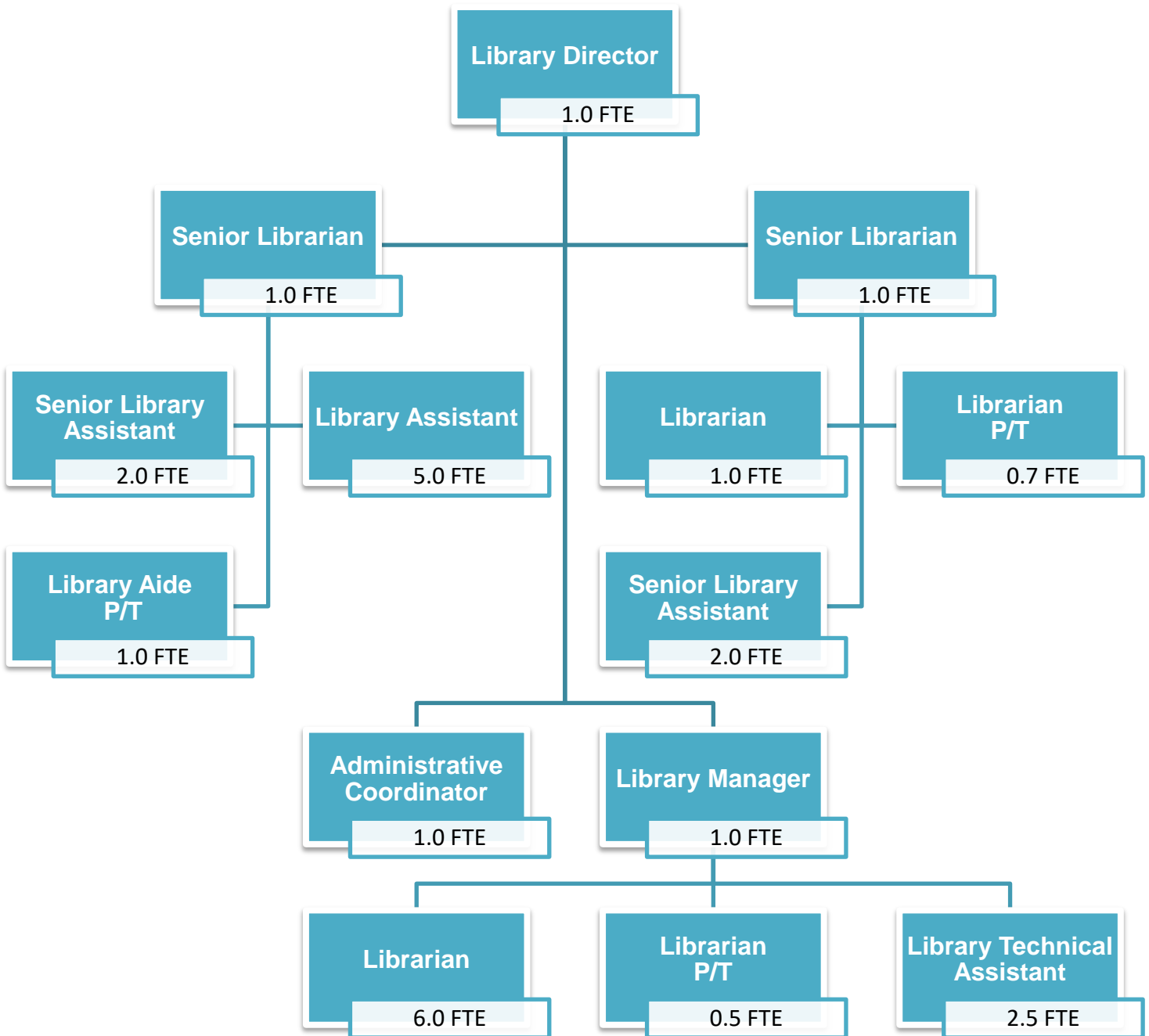
This page intentionally left blank.



LIBRARY

FY 2023 PROPOSED OPERATING & CAPITAL BUDGET

**City of Dunedin
Library
25.7 FTE**



Champion Mission Statement

The mission of the Dunedin Public Library is to provide popular materials, reference services and educational support for children and adults. The Library aims to provide quality public service to the residents of Dunedin and the Pinellas Public Library Cooperative Area.

Current Services Summary

The Dunedin Public Library provides free access to materials, technology, and programming to residents of Dunedin and the Pinellas Public Library Cooperative Area. A robust collection of materials (Books, DVDs, Music CDs, Audio Books, and Online Resources), comprehensive reference service and free quality programming to children, teens and adults are core services to the community. The Library also plays a vital role in the community by providing free internet access and computer stations for public use. Access points with free WiFi are available throughout the building. For homebound residents of Dunedin, delivery of books is available on a monthly basis. The Library provides services in-house at our Main and Branch Libraries along with online services available 24/7 through the Library website. Programming is available free to kids, teens and adults on a regular basis that includes core library services such as story times, computer instruction, educational guest speakers, entertaining performers and lifelong learning. New services such as curbside service, virtual programming, birding backpacks

Budget Highlights, Service Changes and Proposed Efficiencies

The City's goal is to keep the Library budget sustainable. For FY23, the library, in partnership with the Friends of the Library, will work to fundraise for a new playground. In addition, there is a CIP item for new carpet tiles in the back area of the Library. The current carpeting is from the renovation in 2005.

The Library continually works hard to find efficiencies within the department budget identifying funding through grants, bequests, and donations to provide services for patrons. The Library applies each year for the E-rate grant which provides a reimbursement of 80% of the department's public internet costs. The Library receives an annual trust dividend from the Farrar Memorial Trust which is restricted for the acquisition of books on the topics of Health, Hobbies, and Handicrafts. The Library has successfully applied and received grants from the Florida Humanities Council and AARP Community Challenge for a Kellogg Mansion Immersive Experience and the addition of accessible tables on our library grounds. These grants will be impleted in FY 2023.



Staff collaborates with area organizations and community partners to leverage resources for programming and Library enhancements. The Friends of the Library and the Dunedin Public Library Foundation, Inc. support the Library with volunteers, donations, and planned spending. Funding for all Library programs for kids, teens and adults comes from the Friends of the Library along with staff continuing education which is reflected in Library line items such as contract services, travel, and operating. The Dunedin Public Library Foundation, Inc. funds the fiction book collection at the Friends Branch Library in the Community Center. In addition, the Foundation funds the successful WiFi HotSpot program at the library. The Foundation has extended their support with an online service of the Library Speakers Consortium which provides free access to virtual author talks and book discussions.

The Library receives funding from the Pinellas Public Library Cooperative depending on yearly allocations from the State of Florida and Pinellas County. As a member of the Cooperative, the Library benefits from group pricing, delivery services, library online catalog, databases, and e-materials. The services are seamless to residents of Dunedin and the Pinellas Public Library Cooperative area as their card can be used at any Pinellas County library.

LIBRARY

DEPARTMENT PERSONNEL SUMMARY

	ACTUAL FY 2020	ACTUAL FY 2021	BUDGET FY 2022	PROPOSED FY 2023	FTE CHANGE
Library	26.00	25.20	25.70	25.70	0.00
Total FTEs	26.00	25.20	25.70	25.70	0.00

DEPARTMENT EXPENDITURE SUMMARY BY CATEGORY

	ACTUAL FY 2020	ACTUAL FY 2021	BUDGET FY 2022	PROPOSED FY 2023	% CHANGE
Personnel					
Salaries	1,179,412	1,219,159	1,232,000	1,312,200	7%
Benefits	434,749	426,075	464,000	518,400	12%
Operating	616,512	627,307	963,819	1,130,696	17%
Capital	274,821	241,516	310,600	315,900	2%
Other	-	-	-	-	N/A
Total Expenditures	\$ 2,505,495	\$ 2,514,058	\$ 2,970,419	\$ 3,277,196	10%

Major Operating (\$25,000 or more)

Library Back Area Carpeting	\$ 43,000	General Fund
Library Roof Replacement	\$ 350,000	General Fund

Major Capital (\$25,000 or more)

Books & Publications	\$ 215,900	General Fund
Dunedin Public Library Playground	\$ 100,000	General Fund / ARPA Fund

FUNDING SOURCES

	ACTUAL FY 2020	ACTUAL FY 2021	BUDGET FY 2022	PROPOSED FY 2023	% CHANGE
General Fund	2,433,573	2,514,058	2,970,419	3,227,196	9%
Penny Fund	71,921	-	-	-	N/A
ARPA Fund	-	-	-	50,000	N/A
TOTAL DEPARTMENT FUNDING	\$ 2,505,495	\$ 2,514,058	\$ 2,970,419	\$ 3,277,196	10%

PERFORMANCE MEASURES

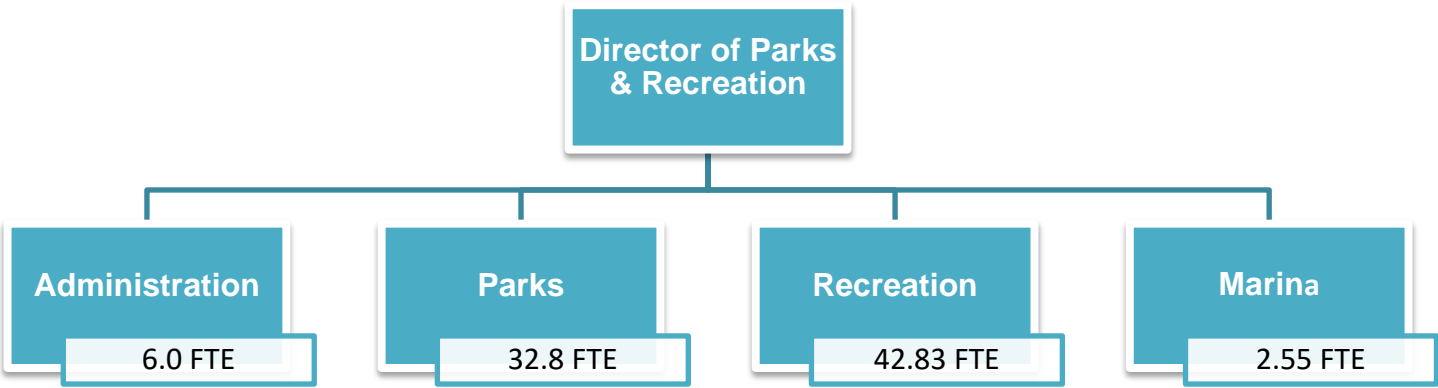
	ACTUAL FY 2020	ACTUAL FY 2021	BUDGET FY 2022	ESTIMATED FY 2022	PROPOSED FY 2023
Total use of collection	391,968	486,443	500,000	500,000	515,000
Programming attendance (adults, teens, kids)	14,488	4,401	20,000	8,000	10,000
Annual door count	181,057	197,635	250,000	175,000	200,000
Computer/Wireless device usage	56,258	45,105	50,000	50,000	52,000



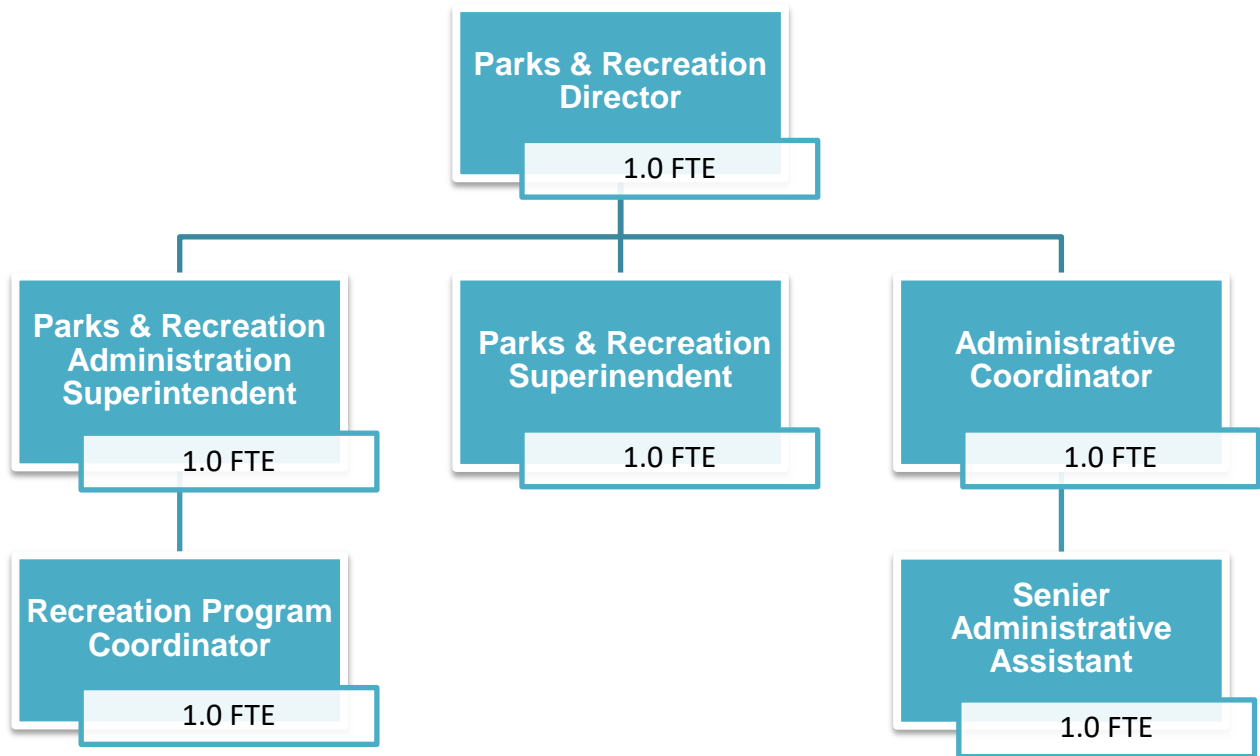
PARKS & RECREATION

*FY 2023 PROPOSED
OPERATING & CAPITAL
BUDGET*

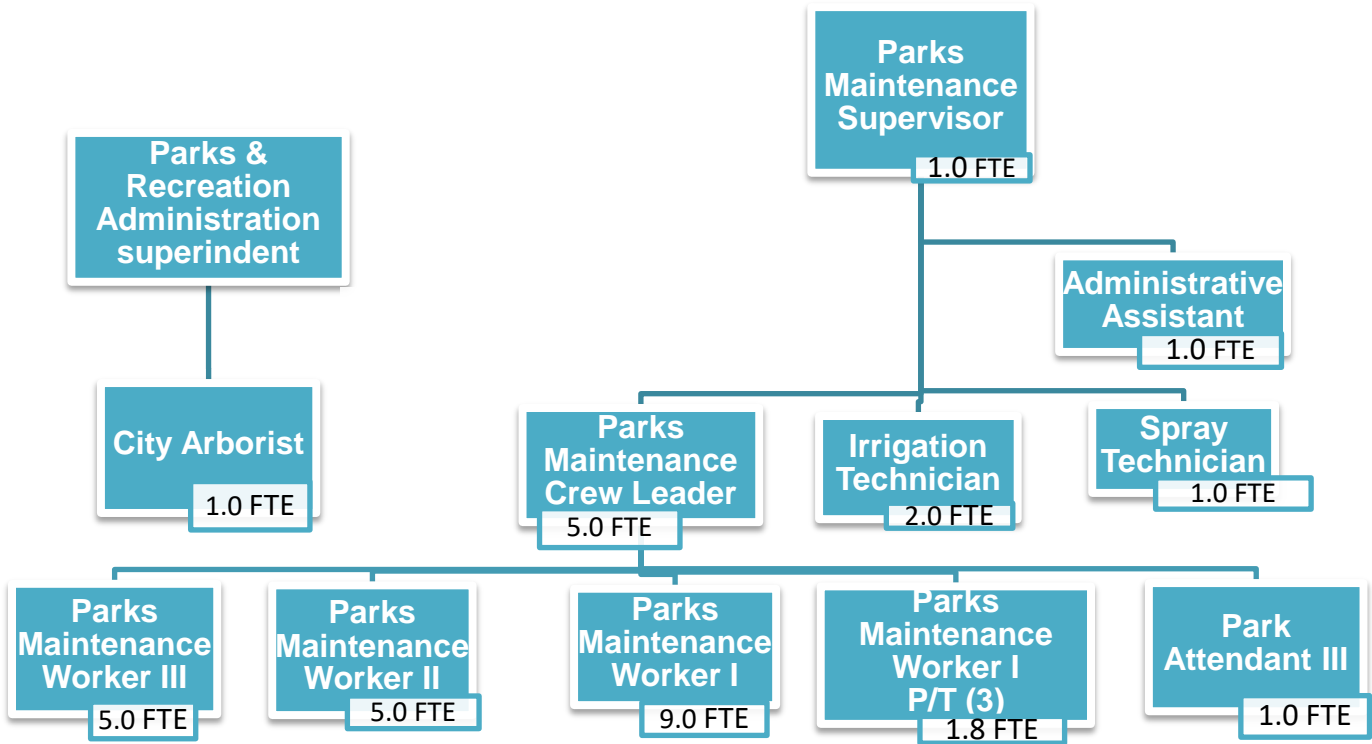
**City of Dunedin
Parks & Recreation
84.18 FTE**



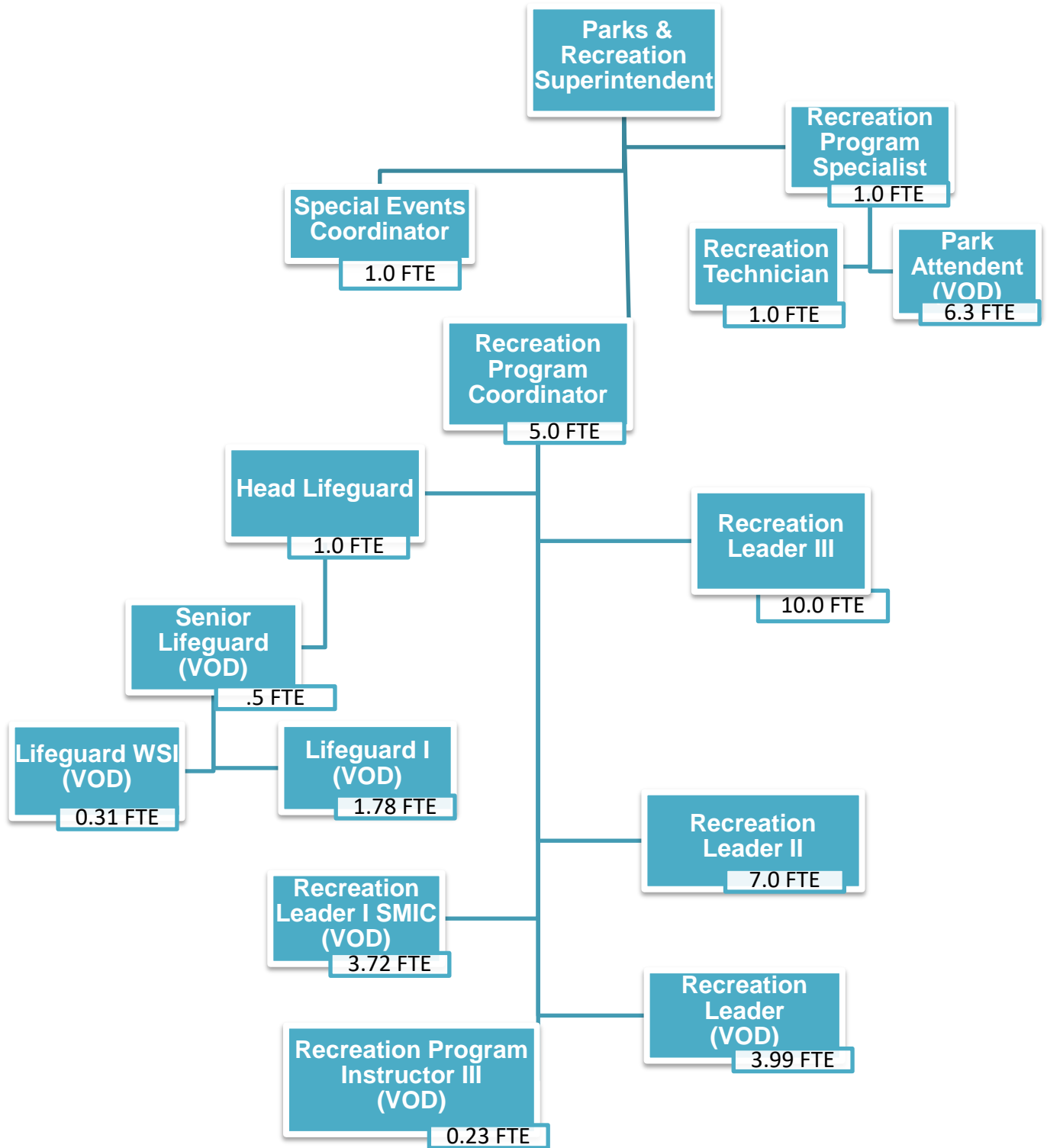
**City of Dunedin
Parks & Recreation
Administration
6.0 FTE**



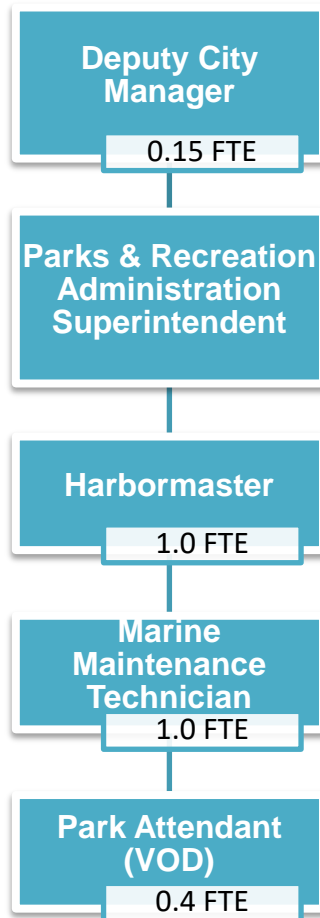
**City of Dunedin
Parks & Recreation
Parks
32.8 FTE**



**City of Dunedin
Parks & Recreation
Recreation
42.83 FTE**



**City of Dunedin
Parks & Recreation
Marina
2.55 FTE**



PARKS & RECREATION

Champion Mission Statement

To create comprehensive opportunities to Play, Restore, and Explore.

Current Services Summary

The Parks & Recreation Department provides for the planning, oversight, and maintenance of all park facilities, recreation complexes and programs, aquatic complex, and nature center. Parks & Recreation staff organizes and/or provides logistical support for over sixty (60) community special events annually. Administration staff also provides for oversight and support for the Dunedin Golf Club, Dunedin Stadium, Dunedin Marina, Dunedin Fine Art Center, and the Dunedin Historical Museum.

The Parks Division provides landscape and grounds maintenance for thirty (30) parks, athletic complexes, twelve (12) public playgrounds, cemetery and the Dunedin Causeway beach. Staff maintains and develops all park infrastructure including landscaping, shelters, fencing, trails, boardwalks, irrigation systems, etc. Staff plans for all park development and design. In Fy 23 the Parks Division will be operating out of their new facilities, formerly the Blue Jays Player Development Complex, at 1700 Solon Avenue.

The Recreation Division provides a variety of year-round programs, special events and activities for the community at the Dunedin Community Center, Martin Luther King Jr. Recreation Center, Hale Senior Activity Center, Highlander Pool, and two (2) athletic complexes. Before and After School care is provided at San Jose Elementary, Dunedin Elementary and Garrison Jones Elementary schools.

Dunedin Stirling Park provides a newly-renovated driving range with awnings, a putting green, chipping range and concession building with public restrooms. It is open to the general public for instruction, lessons, and camps. The park also has open green space and walking trails around several ponds.

The Dunedin Marina provides for the rental of 188 wet slips (171 recreational, 9 commercial, 2 municipal and 6 day docks), 4 davit slips, a boat ramp, fish market/restaurant, and home to several boating groups and associations: The Windlasses, Dunedin Youth Sailing Association, City sailing camps, Coast Guard Auxiliary, and Dunedin Boat Club. Operations include collecting rent, enforcement of all marina rules and regulations, dock and boat inspections for compliance and safety, necessary repairs, service of delinquent accounts, monitoring and regulating boat ramp usage, rendering emergency assistance, and providing information to the public. The operation of the City Marina provides City residents and visitors quality of life and recreation through a well maintained and affordable City-run Marina.



The Toronto Blue Jays continue to manage, operate, and maintain the facilities at both the TD Ballpark/Dunedin Stadium and the Player Development Complex. A new twenty-five (25) year License Agreement was signed between the City of Dunedin and the Toronto Blue Jays on November 2, 2017. In FY21, the Certificate of Occupancy was issued for both the Stadium and the Player Development Complex and both facilities are now in full use by the Toronto Blue Jays.

Budget Highlights, Service Changes and Proposed Efficiencies

The City of Dunedin completed a Sustainability Study of the Dunedin Golf Club which identified capital improvement needs, market analysis, operational analysis, new or enhanced revenue opportunities, financial analysis, operating structures. Phase 2 of the study included a more in-depth review of the various operational structures. The City of Dunedin has formed a Transition Team and is working with the Dunedin Golf Board of Directors to assume operation of the Club in June 2023. In addition, the City will be working on the design and implementation of significant capital improvements to the facility in fiscal year 2024.

The City of Dunedin acquired the Gladys Douglas Preserve in May 2021 and signed an agreement for Florida Communities Trust (FCT) grant funding in March 2022. The Parks and Recreation Department has been actively working on developing the park and making safety improvements to allow for public access. Future amenities include a fishing pier, observation platform, kayak launch, nature center, picnic shelters, parking lot, and restroom facilities.

The Dunedin Marina is an enterprise fund with funding for all operating and capital expenditures provided through user fees. A rate study is being conducted in fiscal year 2022. A master plan is scheduled for fiscal year 2023 to develop a long-range plan for capital improvements, facility needs, environmental resiliency, and cost estimates for implementation.

The Stadium budget is following the terms and conditions as stated in the new License Agreement, which went into effect once the Stadium and PDC projects were completed. The Blue Jays contribute a \$2.00 surcharge per ticket and the proceeds from the naming rights to a long term Stadium and Player Development Complex Capital Improvement Fund. The City operates and retains revenues from City parking lots. Both taxes and insurance are projected to increase as a result of the construction and redevelopment including the addition of square footage of the Player Development Complex and the increased seating at the Stadium.

The Pickleball Courts (\$400,000), Dog Park (\$300,000), Pram Shed Replacement (\$600,000), Playground Equipment Replacement (\$125,000), and Athletic Field Renovations (\$100,000) are a few major capital expenditures included in the FY 2022 Budget. The Highlander Pool Replacement (\$8,500,000) is allocated across fiscal years 2022 and 2023.



PARKS & RECREATION

DEPARTMENT PERSONNEL SUMMARY

	ACTUAL FY 2020	ACTUAL FY 2021	BUDGET FY 2022	PROPOSED FY 2023	FTE CHANGE
Administration	5.85	5.85	6.00	6.00	0.00
Parks	31.80	32.80	32.80	32.80	0.00
Recreation Division	38.66	42.83	42.83	42.83	0.00
Golf	0.00	0.00	0.00	0.00	0.00
Marina	2.55	2.55	2.55	2.55	0.00
Stadium	0.00	0.00	0.00	0.00	0.00
Total FTEs	78.86	84.03	84.18	84.18	0.00

DEPARTMENT EXPENDITURE SUMMARY BY CATEGORY

	ACTUAL FY 2020	ACTUAL FY 2021	BUDGET FY 2022	PROPOSED FY 2023	% CHANGE
Personnel					
Salaries	3,209,087	3,143,782	3,531,180	4,067,766	15%
Benefits	1,253,672	1,168,856	1,290,400	1,478,900	15%
Operating	3,620,062	4,663,863	5,199,208	6,144,367	18%
Capital	67,786,409	16,989,043	3,523,100	6,567,500	86%
Other	3,467,719	3,250,762	3,014,600	3,015,000	0%
Expense Cash Flow Subtotal	\$ 79,336,949	\$ 29,216,307	\$ 16,558,488	\$ 21,273,533	28%
Depreciation	75,498	147,060	150,300	150,400	0%
Elim. Of Principal Pymts.	-	-	-	-	0%
Elimination of Capital	(1,069,963)	(6,525)	(60,000)	(104,240)	0%
Total	\$ 78,342,484	\$ 29,356,842	\$ 16,648,788	\$ 21,319,693	28%

Major Operating (\$25,000 or more)

Marina Master Plan	\$ 100,000	General Fund
Tennis Instructors	\$ 37,000	General Fund
Golf Instructors	\$ 62,000	General Fund
Fitness Class Instructors	\$ 73,000	General Fund
Community Center Instructors	\$ 25,000	General Fund
Palm Tree Pruning	\$ 40,000	General Fund
Park Amenities	\$ 25,000	General Fund
Shop Supplies (Parks)	\$ 25,000	General Fund
Before & After School Program Usage Fees	\$ 35,000	General Fund
Exotic Invasive Removal	\$ 35,000	General Fund
Tree Pruning & Removal	\$ 30,000	General Fund
Landscape Maintenance	\$ 25,000	General Fund
Blown in Mulch	\$ 25,000	General Fund
Piping Director and Drumming Director Salaries	\$ 100,000	General Fund
Lights in Trees Annual Maintenance	\$ 30,000	General Fund
Operation Twinkle	\$ 38,000	General/CRA
Hale Center Program Instructors	\$ 32,000	General Fund
Professional Services (Golf Club Audit, NGF)	\$ 30,000	General / Golf Operations
Golf Club Mangrove Trimming/ Security Fire Monitoring	\$ 25,000	General / Golf Operations
Golf Club Repair and Maintenance	\$ 25,000	General / Golf Operations
Admin Fee	\$ 46,800	Marina Fund
Annual Property Taxes	\$ 354,600	Stadium Fund
Clearwater Ferry Service	\$ 55,000	ARPA Funds
Community Center Flooring	\$ 110,000	General Fund
Citywide Roof Replacement- Hale Center	\$ 270,000	General Fund
Citywide Exterior Painting- Hale Center	\$ 60,000	General Fund

PARKS & RECREATION

Major Capital (\$25,000 or more)

Court Resurfacing	\$ 60,000	General Fund
Gladys Douglas Preserve Development	\$ 650,000	Penny Fund
Pram Shed Replacement	\$ 600,000	Penny Fund
Playground Equipment Replacement	\$ 125,000	Penny Fund
Marina Parking Lot	\$ 260,600	Penny / Marina
Dog Park	\$ 300,000	Penny Fund
Athletic Field Renovation	\$ 100,000	Penny Fund
Highlander Pool Replacement	\$ 2,000,000	ARPA Funds
Pickleball Courts	\$ 400,000	ARPA Funds
Dunedin Golf Club Renovation	\$ 2,000,000	ARPA Funds

Major Other (\$25,000 or more)

Ser. 2015 Community Center Debt Payment	\$ 669,700	Penny Fund
Series 2018A Jays Taxable Bond Payment	\$ 1,347,400	Stadium Fund
Series 2018 State Tax Exempt Bond Payment	\$ 986,400	Stadium Fund

DEPARTMENT EXPENSES SUMMARY BY DIVISION

	ACTUAL FY 2020	ACTUAL FY 2021	BUDGET FY 2022	PROPOSED FY 2023	%
					CHANGE
Administration					
Personnel					
Salaries	436,381	371,968	450,440	483,400	7%
Benefits	121,209	115,762	132,800	160,000	20%
Operating	60,120	60,517	147,702	117,125	-21%
Capital	-	-	-	-	N/A
Other	-	-	-	-	N/A
Total Expenditures	\$ 617,709	\$ 548,247	\$ 730,942	\$ 760,525	4%
Parks					
Personnel					
Salaries	1,284,725	1,272,354	1,301,400	1,497,200	15%
Benefits	604,592	565,189	633,500	699,000	10%
Operating	1,141,091	1,285,485	1,360,819	1,505,072	11%
Capital	1,014,308	7,071,497	2,124,600	1,414,360	-33%
Other	1,874	1,838	10,000	10,000	0%
Total Expenditures	\$ 4,046,590	\$ 10,196,363	\$ 5,430,319	\$ 5,125,632	-6%
Recreation					
Personnel					
Salaries	1,368,669	1,383,711	1,649,940	1,676,116	2%
Benefits	492,531	453,013	491,400	581,700	18%
Operating	1,707,041	2,559,171	2,515,030	3,000,272	19%
Capital	81,656	105,811	1,338,500	3,048,900	128%
Other	665,311	670,007	671,800	669,700	0%
Total Expenses	\$ 4,315,209	\$ 5,171,713	\$ 6,666,670	\$ 8,976,688	35%

PARKS & RECREATION

Recreation Division by Cost Center

	ACTUAL FY 2020	ACTUAL FY 2021	BUDGET FY 2022	PROPOSED FY 2023	% CHANGE
Aquatics					
Personnel					
Salaries	151,726	177,049	198,760	214,716	8%
Benefits	53,460	53,821	46,400	65,000	40%
Operating	125,662	136,748	162,840	166,050	2%
Capital	22,052	34,027	1,250,000	2,607,500	109%
Other	-	-	-	-	N/A
Total Expenditures	\$ 352,900	\$ 401,645	\$ 1,658,000	\$ 3,053,266	84%
Athletics					
Personnel					
Salaries	104,316	185,815	177,430	189,650	7%
Benefits	26,542	30,841	24,300	35,600	47%
Operating	140,262	234,278	227,845	340,350	49%
Capital	9,884	16,224	60,000	404,000	573%
Other	-	1,309	-	-	N/A
Total Expenditures	\$ 281,004	\$ 468,468	\$ 489,575	\$ 969,600	98%
Community Center					
Salaries	354,027	302,438	416,300	368,300	-12%
Benefits	145,782	126,873	147,000	146,300	0%
Operating	641,342	1,087,576	987,158	1,005,185	2%
Capital	39,263	43,780	12,500	14,000	12%
Other	665,311	668,698	671,800	669,700	0%
Total Expenditures	\$ 1,845,724	\$ 2,229,364	\$ 2,234,758	\$ 2,203,485	-1%
MLK Center					
Personnel					
Salaries	161,729	166,530	178,300	194,850	9%
Benefits	66,782	66,597	70,200	93,300	33%
Operating	248,249	436,537	290,265	332,590	15%
Capital	4,513	11,780	9,500	11,000	16%
Other	-	-	-	-	N/A
Total Expenditures	\$ 481,274	\$ 681,443	\$ 548,265	\$ 631,740	15%
Hale Activity Center					
Personnel					
Salaries	187,817	147,451	194,350	201,700	4%
Benefits	59,310	45,613	60,700	70,400	16%
Operating	230,800	326,372	370,073	623,217	68%
Capital	2,449	-	-	-	N/A
Other	-	-	-	-	N/A
Total Expenditures	\$ 480,376	\$ 519,436	\$ 625,123	\$ 895,317	43%
Nature Center					
Personnel					
Salaries	30,463	20,702	23,500	23,500	0%
Benefits	2,330	1,584	-	1,800	N/A
Operating	28,831	51,612	43,950	43,130	-2%
Capital	-	-	-	1,200	N/A
Other	-	-	-	-	N/A
Total Expenditures	\$ 61,625	\$ 73,898	\$ 67,450	\$ 69,630	3%

PARKS & RECREATION

Recreation Division by Cost Center

	ACTUAL FY 2020	ACTUAL FY 2021	BUDGET FY 2022	PROPOSED FY 2023	% CHANGE
Registration					
Personnel					
Salaries	78,316	81,502	82,900	92,900	12%
Benefits	42,574	40,222	43,200	47,100	9%
Operating	45,204	44,811	78,300	70,550	-10%
Capital	-	-	-	-	N/A
Other	-	-	-	-	N/A
Total Expenditures	\$ 166,094	\$ 166,535	\$ 204,400	\$ 210,550	3%
Special Events					
Personnel					
Salaries	67,061	68,148	133,800	114,000	-15%
Benefits	28,139	26,383	29,400	43,700	49%
Operating	180,044	162,800	260,316	322,750	24%
Capital	3,495	-	6,500	11,200	72%
Other	-	-	-	-	N/A
Total Expenditures	\$ 278,738	\$ 257,332	\$ 430,016	\$ 491,650	14%
Youth Services					
Personnel					
Salaries	233,215	234,076	244,600	276,500	13%
Benefits	67,611	61,079	70,200	78,500	12%
Operating	66,648	78,437	94,283	96,450	2%
Capital	-	-	-	-	N/A
Other	-	-	-	-	N/A
Total Expenditures	\$ 367,474	\$ 373,592	\$ 409,083	\$ 451,450	10%

Stirling Links Golf Course

Personnel					
Salaries	-	-	-	-	N/A
Benefits	-	-	-	-	N/A
Operating	5,394	-	-	-	N/A
Capital	-	-	-	-	N/A
Other	-	-	-	-	N/A
Total Expenditures	\$ 5,394	\$ -	\$ -	\$ -	N/A

Dunedin Golf Club

Personnel					
Salaries	-	-	-	270,750	N/A
Benefits	-	-	-	-	N/A
Operating	201,087	265,916	232,000	516,938	123%
Capital	560,786	38,850	-	2,000,000	N/A
Other	-	-	-	-	N/A
Total Expenditures	\$ 761,873	\$ 304,766	\$ 232,000	\$ 2,787,688	1102%

PARKS & RECREATION

	ACTUAL FY 2020	ACTUAL FY 2021	BUDGET FY 2022	PROPOSED FY 2023	% CHANGE
Marina					
Personnel					
Salaries	119,313	115,750	129,400	140,300	8%
Benefits	35,340	34,893	32,700	38,200	17%
Operating	195,364	216,431	249,957	272,660	9%
Capital	1,069,963	6,525	60,000	104,240	74%
Other	-	-	-	-	N/A
Expense Cash Flow Subtotal	\$ 1,419,981	\$ 373,599	\$ 472,057	\$ 555,400	18%
Depreciation	75,498	147,060	150,300	150,400	0%
Elim. Of Principal Pymts.	-	-	-	-	N/A
Elimination of Capital	(1,069,963)	(6,525)	(60,000)	(104,240)	74%
Total Expenses	\$ 425,515	\$ 514,134	\$ 562,357	\$ 601,560	7%
Dunedin Fine Arts Center					
Personnel					
Salaries	-	-	-	-	N/A
Benefits	-	-	-	-	N/A
Operating	77,319	68,410	109,900	68,200	-38%
Capital	-	-	-	-	N/A
Other	-	660	-	-	N/A
Total Expenditures	\$ 77,319	\$ 69,069	\$ 109,900	\$ 68,200	-38%
Dunedin Historical Museum					
Personnel					
Salaries	-	-	-	-	N/A
Benefits	-	-	-	-	N/A
Operating	23,600	18,400	16,400	20,700	26%
Capital	-	-	-	-	N/A
Other	-	-	-	-	N/A
Total Expenditures	\$ 23,600	\$ 18,400	\$ 16,400	\$ 20,700	26%
Stadium					
Personnel					
Salaries	-	-	-	-	N/A
Benefits	-	-	-	-	N/A
Operating	209,045	189,533	567,400	643,400	13%
Capital	65,059,695	9,766,360	-	-	N/A
Other	2,800,534	2,578,257	2,332,800	2,335,300	0%
Total Expenditures	\$ 68,069,274	\$ 12,534,150	\$ 2,900,200	\$ 2,978,700	3%
TOTAL DEPARTMENT EXPENSES	\$ 78,342,484	\$ 29,356,842	\$ 16,648,788	\$ 21,319,693	28%

PARKS & RECREATION

FUNDING SOURCES

	ACTUAL FY 2020	ACTUAL FY 2021	BUDGET FY 2022	PROPOSED FY 2023	% CHANGE
General Fund	8,035,149	8,479,516	9,184,831	10,106,835	10%
Stadium Fund	68,069,274	12,534,150	2,900,200	2,978,700	3%
Impact Fee Fund	-	-	-	-	N/A
Penny Fund	1,812,545	7,829,042	4,001,400	2,601,060	-35%
ARPA Fund	-	-	-	4,455,000	N/A
Marina Fund	425,515	514,134	562,357	601,560	7%
Golf Operations Fund	-	-	-	576,538	N/A
TOTAL DEPARTMENT FUNDING	\$ 78,342,484	\$ 29,356,842	\$ 16,648,788	\$ 21,319,693	28%

FUNDING SOURCES

	ACTUAL FY 2020	ACTUAL FY 2021	BUDGET FY 2022	PROPOSED FY 2023	% CHANGE
General Fund					
Grants	50,051	45,617	76,000	76,000	0%
Charges for Service	714,910	1,072,515	1,083,500	1,391,500	28%
Special Events	102,529	9,399	124,000	118,000	-5%
Contributions	46,252	47,323	36,000	15,000	-58%
Rent	33,061	38,027	43,548	45,571	5%
Fund Balance	7,088,346	7,266,634	7,821,783	8,460,764	8%
Total General Fund	\$ 8,035,149	\$ 8,479,516	\$ 9,184,831	\$ 10,106,835	10%
Stadium Fund					
Grants	31,163,171	1,500,000	1,500,000	1,000,000	-33%
Charges for Service	27,357	423,933	386,000	391,000	1%
Misc. Revenue	21,556,153	7,430,025	1,637,800	1,626,300	-1%
Other/Transfers	250,000	765,000	265,000	-	-100%
Debt Proceeds	-	-	-	-	N/A
Fund Balance	15,072,595	2,415,192	(888,600)	(38,600)	-96%
Total Stadium Fund	\$ 68,069,274	\$ 12,534,150	\$ 2,900,200	\$ 2,978,700	3%
Impact Fee Fund					
Park Impact Fee	260,100	125,312	236,510	108,358	-54%
Fund Balance	(260,100)	(125,312)	(236,510)	(108,358)	-54%
Total Impact Fee Fund	\$ -	\$ -	\$ -	\$ -	N/A
Penny Fund					
Intergovernmental	1,812,545	7,829,042	4,001,400	2,601,060	-35%
Total Penny Fund	\$ 1,812,545	\$ 7,829,042	\$ 4,001,400	\$ 2,601,060	-35%
ARPA Fund					
Grants	-	-	-	4,455,000	N/A
Total ARPA Fund	\$ -	\$ -	\$ -	\$ 4,455,000	N/A

PARKS & RECREATION

	ACTUAL FY 2020	ACTUAL FY 2021	BUDGET FY 2022	PROPOSED FY 2023	% CHANGE
Marina Fund					
Charges for Service	15,560	30,065	25,000	27,000	8%
Rental Fees	329,827	559,883	542,440	553,938	2%
Misc. Revenue	25,843	7,687	4,500	4,500	0%
Transfers	-	-	-	-	N/A
Fund Balance	54,286	(83,501)	(9,583)	16,122	-268%
Total Marina Fund	\$ 425,515	\$ 514,134	\$ 562,357	\$ 601,560	7%
Golf Operations Fund					
Charges for Service	-	-	-	576,538	N/A
Total Golf Operations Fund	\$ -	\$ -	\$ -	\$ 576,538	N/A
TOTAL DEPARTMENT FUNDING	\$ 78,342,484	\$ 29,356,842	\$ 16,648,788	\$ 21,319,693	28%

PERFORMANCE MEASURES

	ACTUAL FY 2020	ACTUAL FY 2021	BUDGET FY 2022	ESTIMATED FY 2022	PROPOSED FY 2023
Annual attendance at Community Center Fitness Room	26,204	23,664	38,200	51,300	55,000
Annual shelter reservations	230	469	650	1,100	1200
Facility Rentals	157	189	300	780	900
Every Child A Swimmer participants	0	43	160	47	100
Transient slip rentals	95	140	225	130	150
Boat ramp use	486	1,909	1,200	1,800	1,500



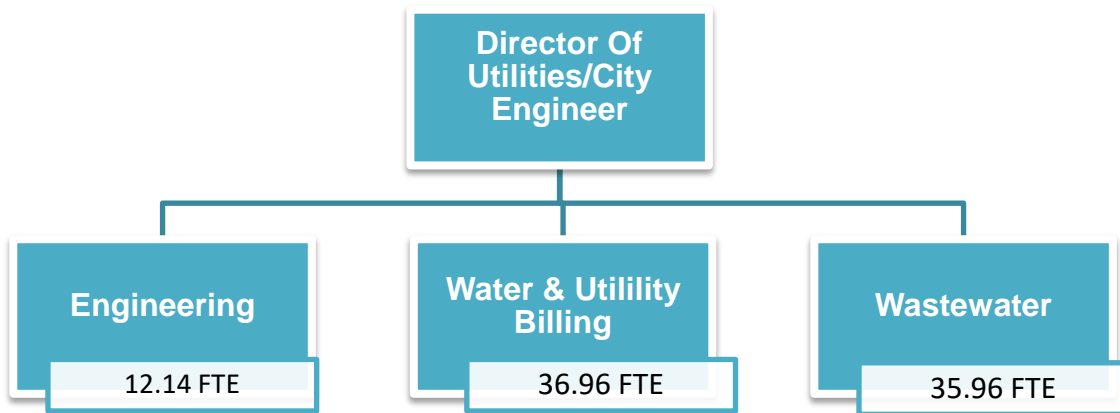
This page intentionally left blank.



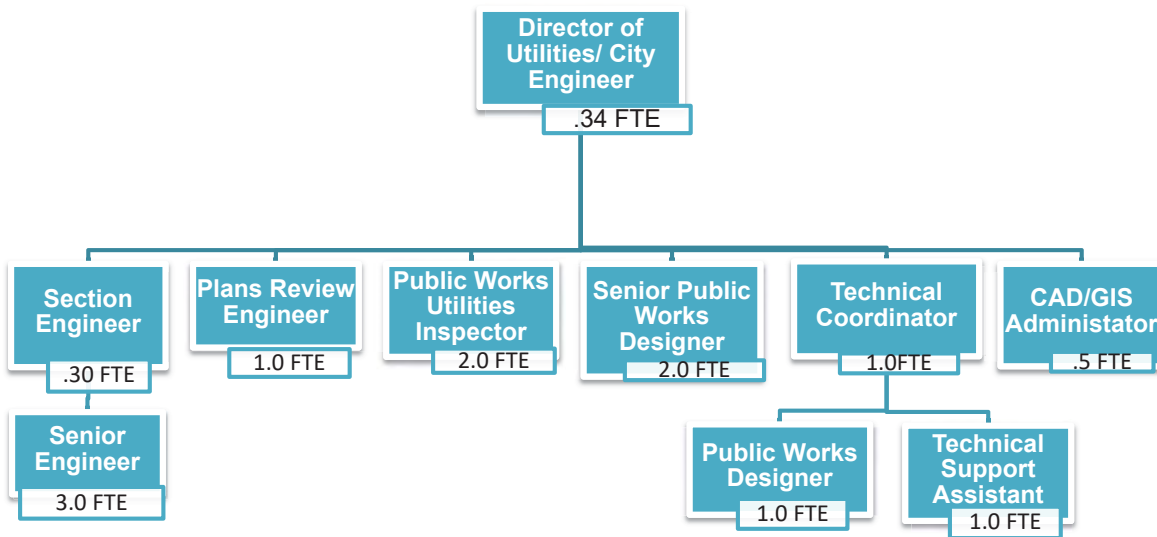
UTILITIES & CITY ENGINEER

*FY 2023 PROPOSED
OPERATING & CAPITAL
BUDGET*

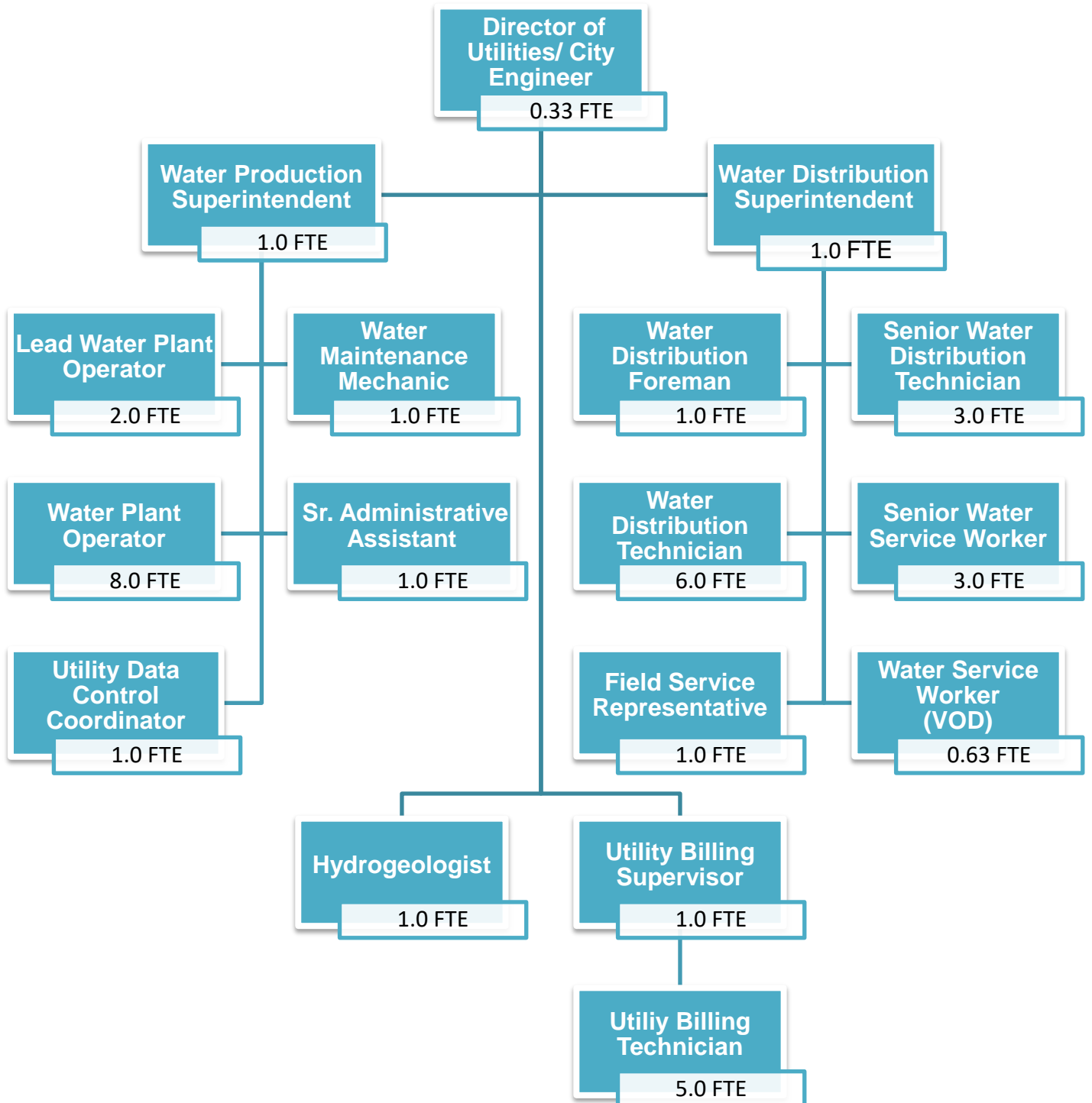
City of Dunedin
Utilities & City Engineer
85.06 FTE



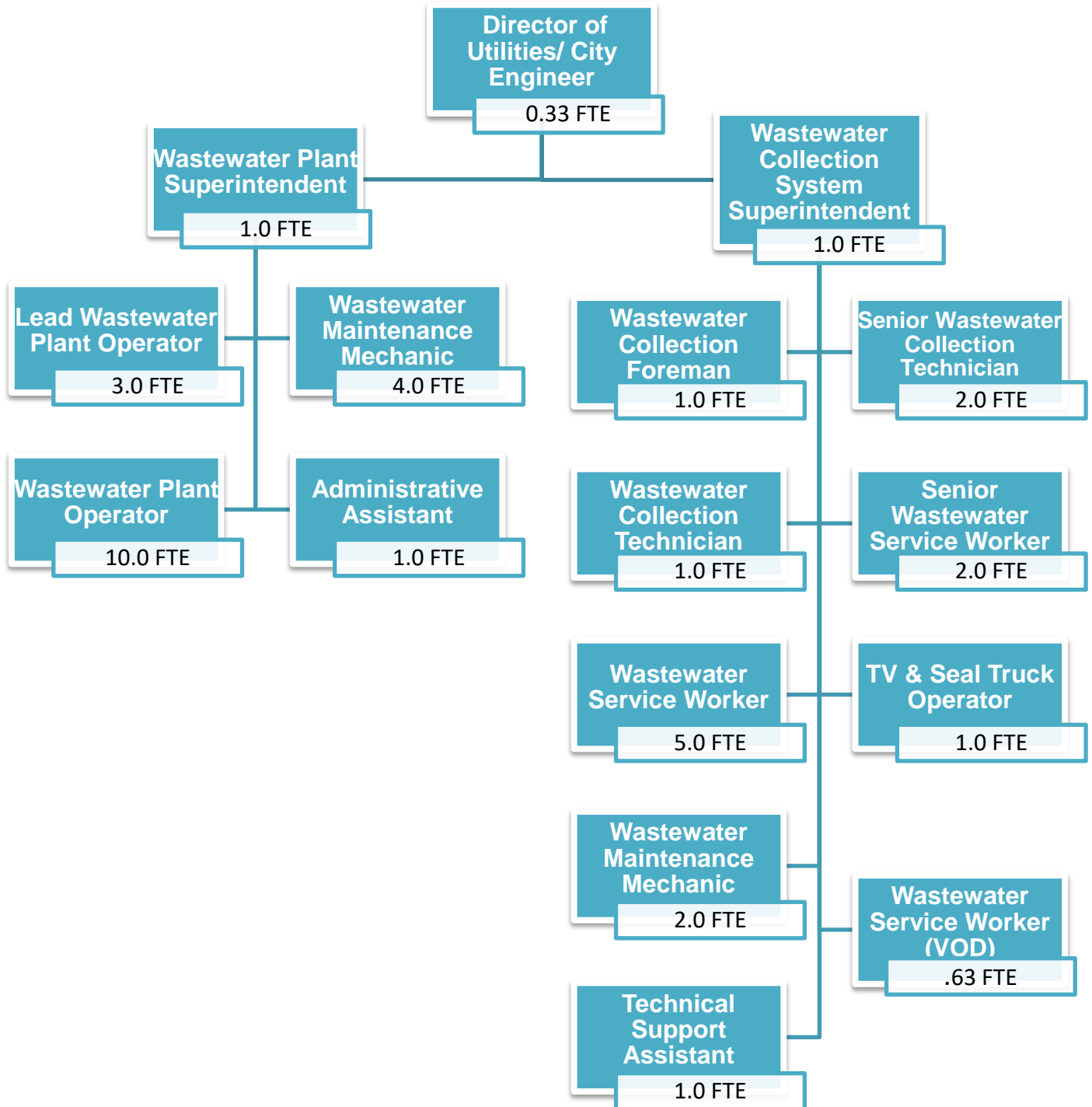
**City of Dunedin
Utilities & City Engineer
Engineering Division
12.14 FTE**



**City of Dunedin
Utilities & City Engineer
Water Division
36.96 FTE**



**City of Dunedin
Utilities & City Engineer
Wastewater Division
35.96 FTE**



Champion Mission Statement

Provide long-range strategic planning for public works operations and capital project initiatives in order to deliver essential infrastructure assets and services to enhance the quality of life in Dunedin. Coordinate infrastructure maintenance and expansion in an effective and sustainable manner, consistent with City objectives and vision. Lead in cooperation with interagency governmental partnerships. Assure regulatory compliance of permitted facilities. Provide as-needed technical assistance to other City departments.

Current Services Summary

Engineering services include the planning and design of roadway, drainage, and water/wastewater projects, inclusive of projects for other departments. Work is accomplished by utilizing in-house staff, augmented by consultants as necessary, to deliver professional engineering services, construction project management oversight, and administration. Provide for site/infrastructure permitting of private development projects. Assist in City land use and utility system database development and maintenance. The Administration & Engineering Division also provides oversight of the operations of the five other Public Works & Utilities Department Divisions (Water, Wastewater, Solid Waste, Public Services, and Fleet) for the Office of the City Manager, and coordinates Public Works & Utilities

The Water Division strives to efficiently and effectively provide the highest quality of service to all potable and reclaimed water customers within the City, while conserving and protecting our groundwater resources. Continuous efforts are made to ensure the uninterrupted delivery of adequate quantities of water with the highest possible quality to meet the potable, irrigation, and fire flow needs of the system and meet all of the requirements for compliance of the Safe Drinking Water Act. The treatment plant is staffed 24 hours a day, 7 days a week, 365 days a year, by operators licensed by the State of Florida. The Reverse Osmosis Water Treatment Plant has undergone a rehabilitation / reconstruction project throughout FY 2020 and into FY 2021, utilizing a State Revolving Fund (SRF) low interest loan administered by the FDEP. The Water Division consists of four programs: Administration, Water Production, Water Distribution, and Utility Billing.

The Water Division's Administration oversees all water production/treatment, potable water distribution, reclaimed water distribution, and warehouse operations including record keeping, short/long range planning, and coordination with other agencies. The Water Production program operates the water treatment plant and wellfield to produce high quality drinking water on a daily basis to meet the demands and storage needs of our customers. Production staff collects water samples for analysis and submits the results to various regulatory agencies for compliance. The Water Distribution program is responsible for distribution, maintenance, operations, health, and safety of the City's potable water. This includes maintenance, repair and replacement of the potable, reclaimed, and raw water mains, valves, fire hydrants, service line connections, meters, backflow assemblies, and other appurtenances owned or operated by the City, in addition to addressing customers concerns. The City has over 270 miles of underground distribution water mains, 1,200 fire hydrants, 1,200 hydrant valves, 3,900 potable valves, 1,300 reclaimed valves, 150 raw water valves, and 11,600 water service connections, meters, and backflow assemblies. Utility Billing (UB) prepares timely and accurate billings for Water, Sewer, Stormwater, Reclaimed Water, and Solid Waste services. In addition, this program also keeps customers informed as to rates, types of services available, and department policies and regulations pertaining to utility billing services.

The Wastewater Division provides for the health, safety, and welfare of the community through the performance of effective collection and treatment of wastewater in compliance with City, State, and Federal regulations in an efficient manner while delivering superior customer service and maintaining cost controls. The treatment plant is staffed 24 hours a day, 7 days a week, 365 days a year, by operators licensed by the State of Florida. The three programs within this Division include Administration, the Wastewater Treatment Plant (WWTP), and Wastewater Collections. The Administration program oversees all Wastewater Plant (treatment) and collection operations including record keeping, short/long range planning, and coordination with other departments and agencies, including regulatory agencies. Services include project coordination, supervision, and policy directives.

UTILITIES & CITY ENGINEER

The Treatment Plant program provides continuous operation of the Wastewater Treatment Plant (WWTP). This includes the collection and analysis of required regulatory wastewater plant effluent samples relating to WWTP operation. Operation and maintenance of reclaimed water storage facilities and storage related instrumentation and control systems is also performed by this program. The Wastewater Collections program is responsible for collections, maintenance, operations, health, and safety of the City's sanitary sewer system. This includes cleaning, televising, repair, and replacement of gravity and force mains, service lines within the R-O-W up to the property line, maintenance and repair of lift stations including: valves, piping, electrical control panels, telemetry, and other appurtenances owned or operated by the City. This program also responds to customers concerns.

DEPARTMENT PERSONNEL SUMMARY

	ACTUAL FY 2020	ACTUAL FY 2021	BUDGET FY 2022	PROPOSED FY 2023	FTE CHG
Engineering	13.58	13.50	13.14	12.14	-1.00
Water & Utility Billing	37.42	37.30	36.96	36.96	0.00
Wastewater Division	35.33	35.33	35.96	35.96	0.00
Total FTEs	86.33	86.13	86.06	85.06	-1.00

DEPARTMENT EXPENSE SUMMARY BY SECTION & DIVISION

	ACTUAL FY 2020	ACTUAL FY 2021	BUDGET FY 2022	PROPOSED FY 2023	% CHG
Engineering					
Personnel					
Salaries	825,950	839,731	917,400	877,900	-4%
Benefits	381,449	182,540	290,900	320,800	10%
Operating	390,797	259,767	181,860	131,600	-28%
Capital	-	-	1,000	1,000	0%
Other	-	-	100,548	295,200	194%
Expense Cash Flow Subtotal	\$ 1,598,197	\$ 1,282,038	\$ 1,491,708	\$ 1,626,500	9%
Depreciation	10,050	11,145	12,200	34,500	183%
Elim. Of Principal Pymts.	-	-	-	-	N/A
Elimination of Capital	-	-	(1,000)	(1,000)	0%
Total Expenses	\$ 1,608,247	\$ 1,293,183	\$ 1,502,908	\$ 1,660,000	10%
Water & Utility Billing					
Personnel					
Salaries	2,052,952	2,007,354	2,092,500	2,230,050	7%
Benefits	899,259	782,196	857,300	942,100	10%
Operating	3,009,431	3,027,145	3,910,833	4,413,653	13%
Capital	21,788,652	3,438,693	643,700	1,106,700	72%
Other	80,056	22	61,552	175,900	186%
Expense Cash Flow Subtotal	\$ 27,830,352	\$ 9,255,410	\$ 7,565,885	\$ 8,868,403	17%
Depreciation	1,728,586	2,443,282	3,659,500	4,336,600	19%
Elim. Of Principal Pymts.	-	-	-	-	N/A
Elimination of Capital	(21,788,652)	(3,438,693)	(643,700)	(1,106,700)	72%
Total Expenses	\$ 7,770,285	\$ 8,260,000	\$ 10,581,685	\$ 12,098,303	14%

UTILITIES & CITY ENGINEER

	ACTUAL FY 2020	ACTUAL FY 2021	BUDGET FY 2022	PROPOSED FY 2023	% CHG
Wastewater					
Personnel					
Salaries	1,845,973	1,802,721	1,974,256	2,032,938	3%
Benefits	791,127	630,649	790,980	863,500	9%
Operating	4,033,488	4,214,085	4,292,208	4,698,668	9%
Capital	2,376,573	1,392,337	16,196,284	7,790,452	-52%
Other	1,972,090	2,185,290	2,619,700	5,043,900	93%
Expense Cash Flow Subtotal	\$ 11,019,252	\$ 10,225,082	\$ 25,873,428	\$ 20,429,458	-21%
Depreciation	1,616,443	1,551,136	1,823,300	1,674,500	-8%
Elim. Of Principal Pymts.	(1,048,693)	(1,090,273)	(1,823,700)	(3,486,800)	91%
Elimination of Capital	(2,376,573)	(1,392,337)	(16,196,284)	(7,790,452)	-52%
Total Expenses	\$ 9,210,429	\$ 9,293,608	\$ 9,676,744	\$ 10,826,706	12%
TOTAL DEPARTMENT EXPENSES	\$ 18,588,962	\$ 18,846,791	\$ 21,761,337	\$ 24,585,009	13%

FUNDING SOURCES

	ACTUAL FY 2020	ACTUAL FY 2021	BUDGET FY 2022	PROPOSED FY 2023	% CHANGE
County Gas Tax Fund	-	-	5,500	-	-100%
Water/Wastewater Fund	18,588,962	18,846,791	21,754,637	24,585,009	13%
Stormwater Fund	-	-	1,200	-	-100%
TOTAL DEPARTMENT FUNDING	\$ 18,588,962	\$ 18,846,791	\$ 21,761,337	\$ 24,585,009	13%

ENGINEERING DIVISION

Budget Highlights, Service Changes and Proposed Efficiencies

Within the Engineering Division, expenses will increase by 10% in FY 2023 compared to FY 2022. The reorganization of the Engineering Division, which began in FY 2016, has been accomplished through staffing changes and position reclassifications as positions became available through attrition. Implementation of this approach and philosophy was achieved with no net increase in FTE's. These organizational changes have yielded efficiency gains in service delivery (faster turnaround times on plans review), increased numbers of projects advertised and awarded for construction, and better alignment with other Divisions.

DIVISION PERSONNEL SUMMARY

	ACTUAL FY 2020	ACTUAL FY 2021	BUDGET FY 2022	PROPOSED FY 2023	FTE CHANGE
Engineering	13.58	13.50	13.14	12.14	-1.00
Total FTEs	13.58	13.50	13.14	12.14	-1.00

Major Operating (\$25,000 or more)

Traffic Eng. Consulting Services	\$ 48,400	Water/Wastewater Fund
Design & Construction Staff Augmentation	\$ 26,000	Water/Wastewater Fund
Consultant Contracts	\$ 25,000	Water/Wastewater Fund

Major Capital (\$25,000 or more)

none

Major Other (\$25,000 or more)

Transfer for Engineering Contribution to City Hall	\$ 295,200	Water/Wastewater Fund
--	------------	-----------------------



Reverse Osmosis Water Treatment Plant - Reconstruction / Restoration Project

ENGINEERING DIVISION

DIVISION EXPENDITURE SUMMARY BY COST CENTER

	ACTUAL FY 2020	ACTUAL FY 2021	BUDGET FY 2022	PROPOSED FY 2023	% CHANGE
Engineering					
Personnel					
Salaries	825,950	839,731	917,400	877,900	-4%
Benefits	381,449	182,540	290,900	320,800	10%
Operating	390,797	259,767	181,860	131,600	-28%
Capital	-	-	1,000	1,000	0%
Other	-	-	100,548	295,200	194%
Expense Cash Flow Subtotal	\$ 1,598,197	\$ 1,282,038	\$ 1,491,708	\$ 1,626,500	9%
Depreciation	10,050	11,145	12,200	34,500	183%
Elim. Of Principal Pymts.	-	-	-	-	N/A
Elimination of Capital	-	-	(1,000)	(1,000)	0%
Total Expenses	\$ 1,608,247	\$ 1,293,183	\$ 1,502,908	\$ 1,660,000	10%

FUNDING SOURCES

	ACTUAL FY 2020	ACTUAL FY 2021	BUDGET FY 2022	PROPOSED FY 2023	% CHANGE
Water/Wastewater Fund	1,608,247	1,293,183	1,496,208	1,660,000	11%
County Gas Tax Fund	-	-	5,500	-	-100%
Stormwater Fund	-	-	1,200	-	-100%
TOTAL SECTION FUNDING	\$ 1,608,247	\$ 1,293,183	\$ 1,502,908	\$ 1,660,000	10%

PERFORMANCE MEASURES

	ACTUAL FY 2020	ACTUAL FY 2021	BUDGET FY 2022	ESTIMATED FY 2022	PROPOSED FY 2023
Number of projects researched/discussed at DRC meetings	20	16	20	14	14
Number of site/infrastructure plan sets submitted for review	22	12	15	8	8
Percent of reviews performed within the recommended time frame	86%	89%	90%	90%	90%



Reverse Osmosis Water Treatment Plant - Reconstruction / Restoration Project

WATER & UTILITY BILLING DIVISION

Budget Highlights, Service Changes and Proposed Efficiencies

Within the Water Division, electricity, chemicals, and operating expenses are projected to remain relatively flat with the exception of inflationary cost in FY 2023. The Water/Wastewater Master Plan is moving forward. On the Water side of the Master Plan, Overland Construction Inc. (OCI) was selected as the Design-Build contractor and the project was completed during FY 2022.

A Water/Sewer rate sufficiency analysis was completed in addition to a Solid Waste rate sufficiency analysis by Stantec earlier in FY 2021. A midyear FY 2021 Water/Sewer rate increase went into effect February 1, 2021. The City Commission approved a five year plan, starting with the 4.5% increase in FY 2021, followed by indexed rates annually at 6%, through FY 2025 (October 1, 2024).



DIVISION PERSONNEL SUMMARY

	ACTUAL FY 2020	ACTUAL FY 2021	BUDGET FY 2022	PROPOSED FY 2023	FTE CHANGE
Water Administration	3.33	3.33	3.33	3.33	0.00
Water Production	12.00	12.00	12.00	12.00	0.00
Water Distribution	15.75	15.63	15.63	15.63	0.00
Utility Billing	6.34	6.34	6.00	6.00	0.00
Total FTEs	37.42	37.30	36.96	36.96	0.00

Major Operating (\$25,000 or more)

Admin Fee	\$ 704,300	Water/Wastewater Fund
Bond Services	\$ 25,500	Water/Wastewater Fund
Waterline Upgrades	\$ 300,000	Water/Wastewater Fund
Drinking Water Treatment Chemicals	\$ 247,000	Water/Wastewater Fund
R&M of Water/Reclaimed Distrib System	\$ 120,000	Water/Wastewater Fund
RO Plant Equipment	\$ 105,000	Water/Wastewater Fund
Wellfield Maint. & Rehabilitation	\$ 132,000	Water/Wastewater Fund
ENCO Services	\$ 107,000	Water/Wastewater Fund
AMR-AMI, HRE Cellular, Retro Fitting Registers for Me	\$ 110,000	Water/Wastewater Fund
Gate Modification and Offsite Camera installation	\$ 30,000	Water/Wastewater Fund
Credit Card Fees	\$ 150,000	Water/Wastewater Fund
Operating Supplies: Paint, Reagents, Lab Supplies	\$ 60,000	Water/Wastewater Fund
Windows & Doors for Admin Building	\$ 50,000	Water/Wastewater Fund
Contract Compliance Lab Analysis Fees	\$ 40,000	Water/Wastewater Fund
Granular Activated Carbon	\$ 180,000	Water/Wastewater Fund
Micron Cartridge Filters	\$ 45,000	Water/Wastewater Fund
Raw Water Transmission Line Pigging	\$ 200,000	Water/Wastewater Fund

WATER & UTILITY BILLING DIVISION

Major Capital (\$25,000 or more)

Offsite Potable Water Storage Site Valve Replacement	\$ 75,000	Water/Wastewater Fund
Water Production Well Facilities	\$ 500,000	Water/Wastewater Fund
Ranchwood DR & Hitching Post	\$ 325,000	Water/Wastewater Fund
Willow Wood Village Water Main Replacement	\$ 200,000	Water/Wastewater Fund

Major Other (\$25,000 or more)

Transfer for Utility Billing Dept's contribution to City Hal	\$ 173,400	Water/Wastewater Fund
--	------------	-----------------------

DIVISION EXPENDITURE SUMMARY BY COST CENTER

	ACTUAL FY 2020	ACTUAL FY 2021	BUDGET FY 2022	PROPOSED FY 2023	% CHANGE
Administration					
Personnel					
Salaries	256,970	229,704	231,300	255,300	10%
Benefits	96,888	83,037	85,600	97,600	14%
Operating	953,660	904,700	1,088,566	1,179,126	8%
Capital	-	-	200,000	-	-100%
Other	79,600	-	-	-	N/A
Expense Cash Flow Subtotal	\$ 1,387,117	\$ 1,217,441	\$ 1,605,466	\$ 1,532,026	-5%
Depreciation	24,667	24,667	47,200	24,200	-49%
Elim. Of Principal Pymts.	-	-	-	-	N/A
Elimination of Capital	-	-	(200,000)	-	-100%
Total Expenses	\$ 1,411,785	\$ 1,242,108	\$ 1,452,666	\$ 1,556,226	7%
Water Production					
Personnel					
Salaries	752,183	782,521	793,200	843,800	6%
Benefits	293,285	243,073	269,500	304,900	13%
Operating	1,020,066	1,127,043	1,624,870	1,951,867	20%
Capital	21,710,723	3,051,355	435,000	575,000	32%
Other	-	-	-	-	N/A
Expense Cash Flow Subtotal	\$ 23,776,257	\$ 5,203,992	\$ 3,122,570	\$ 3,675,567	18%
Depreciation	669,853	1,503,872	2,695,700	2,764,700	3%
Elim. Of Principal Pymts.	-	-	-	-	N/A
Elimination of Capital	(21,710,723)	(3,051,355)	(435,000)	(575,000)	32%
Total Expenses	\$ 2,735,387	\$ 3,656,509	\$ 5,383,270	\$ 5,865,267	9%
Water Distribution					
Personnel					
Salaries	773,714	747,528	798,900	851,200	7%
Benefits	365,879	325,860	356,600	385,300	8%
Operating	800,115	732,898	867,097	911,640	5%
Capital	77,930	387,338	8,700	531,700	6011%
Other	-	-	-	-	N/A
Expense Cash Flow Subtotal	\$ 2,017,638	\$ 2,193,625	\$ 2,031,297	\$ 2,679,840	32%
Depreciation	1,034,065	914,744	916,600	1,547,700	69%
Elim. Of Principal Pymts.	-	-	-	-	N/A
Elimination of Capital	(77,930)	(387,338)	(8,700)	(531,700)	6011%
Total Expenses	\$ 2,973,774	\$ 2,721,030	\$ 2,939,197	\$ 3,695,840	26%

WATER & UTILITY BILLING DIVISION

	ACTUAL FY 2020	ACTUAL FY 2021	BUDGET FY 2022	PROPOSED FY 2023	% CHANGE
Utility Billing					
Personnel					
Salaries	270,086	247,601	269,100	279,750	4%
Benefits	143,207	130,226	145,600	154,300	6%
Operating	235,591	262,504	330,300	371,020	12%
Capital	-	-	-	-	N/A
Other	456	22	61,552	175,900	186%
Expense Cash Flow Subtotal	\$ 649,340	\$ 640,353	\$ 806,552	\$ 980,970	22%
Depreciation	-	-	-	-	N/A
Elim. Of Principal Pymts.	-	-	-	-	N/A
Elimination of Capital	-	-	-	-	N/A
Total Expenses	\$ 649,340	\$ 640,353	\$ 806,552	\$ 980,970	22%
TOTAL DIVISION EXPENSES	\$ 7,770,285	\$ 8,260,000	\$ 10,581,685	\$ 12,098,303	14%

FUNDING SOURCES

	ACTUAL FY 2020	ACTUAL FY 2021	BUDGET FY 2022	PROPOSED FY 2023	% CHANGE
Water/Wastewater Fund	7,770,285	8,260,000	10,581,685	12,098,303	14%
TOTAL DIVISION FUNDING	\$ 7,770,285	\$ 8,260,000	\$ 10,581,685	\$ 12,098,303	14%

PERFORMANCE MEASURES

	ACTUAL FY 2020	ACTUAL FY 2021	BUDGET FY 2022	ESTIMATED FY 2022	PROPOSED FY 2023
Water produced by treatment plant – (mgd)	3.7	3.6	3.8	3.6	3.6
Raw Water Augmentation of Reclaim System – (mg)	15.2	32.2	up to 60.0	up to 60.0	up to 60.0
Monthly distribution bacteriological samples collected	636	636	636	636	636
Precautionary Boil Water Notices	8	12	10	0	0
Well Clearance Bacteriological Samples collected	0	0	4	0	0
Inspect 100% of the Potable and Reclaimed Backflows	100%	100%	100%	100%	100%
Test 100% of the Large Meters	100%	100%	100%	100%	100%

WASTEWATER DIVISION

Budget Highlights, Service Changes and Proposed Efficiencies

Within the Wastewater Division, electricity, chemicals, and operating expenses are projected to remain flat in FY 2022. The Water/Wastewater Master Plan is moving forward. On the Wastewater side of the Master Plan, a number of large CIP projects will be designed and constructed over the next couple of years. To fund these projects, a second SRF loan utilizing Woodard & Curran as the consultant, is being requested for Wastewater, specifically because of the prevailing favorable SRF interest rates.

Additionally, The Florida Division of Emergency Management, through the Federal Emergency Management Agency (FEMA), has prioritized Lift Station #32 & Lift Station #20 for Tier 1 grants through the Hazard Mitigation Grant Program. Design has been initiated for both of these Lift Station projects.

A Water/Sewer rate sufficiency analysis was completed in addition to a Solid Waste rate sufficiency analysis by Stantec earlier in FY 2021. A midyear FY 2021 Water/Sewer rate increase went into effect February 1, 2021. The City Commission approved a five year plan, starting with the 4.5% increase in FY 2021, followed by indexed rates annually at 6%, through FY 2025 (October 1, 2024).

Additionally, a request for a variable on-demand employee has been requested this year primarily work on Wastewater GIS and ESRI field attributes and utility locates.



Pictured above - City of Dunedin , Lift Station #8 Standby Emergency Pump



Wastewater Treatment Plant- North Clarifier

DIVISION PERSONNEL SUMMARY					
	ACTUAL FY 2020	ACTUAL FY 2021	BUDGET FY 2022	PROPOSED FY 2023	FTE CHANGE
Wastewater Administration	1.33	1.33	1.33	1.33	0.00
WW Treatment	18.00	18.00	18.00	18.00	0.00
WW Collection	16.00	16.00	16.63	16.63	0.00
Total FTEs	35.33	35.33	35.96	35.96	0.00

WASTEWATER DIVISION

Major Operating (\$25,000 or more)

Admin Fee	\$ 933,700	Water/Wastewater Fund
Advanced Environmental Labs	\$ 46,500	Water/Wastewater Fund
AMS Biosolids Hauling Contract	\$ 450,000	Water/Wastewater Fund
WWTP General Repair/Maintenance	\$ 45,636	Water/Wastewater Fund
Maintenance: 12 Reuse Pumps Supply Flow/PSI	\$ 35,850	Water/Wastewater Fund
R & M of 11 Bldgs. WWTP/Reclaim Tanks	\$ 30,274	Water/Wastewater Fund
WWTP Process & Facility Equipment	\$ 370,000	Water/Wastewater Fund
Methanol	\$ 152,340	Water/Wastewater Fund
Chlorine	\$ 120,888	Water/Wastewater Fund
Sodium Bisulfite	\$ 38,135	Water/Wastewater Fund
Aluminum Sulfate	\$ 60,225	Water/Wastewater Fund
Polymer	\$ 25,217	Water/Wastewater Fund
Manhole Repair	\$ 100,000	Water/Wastewater Fund
Additional I&I Technology Repair	\$ 100,000	Water/Wastewater Fund
Lift Station R & R	\$ 170,000	Water/Wastewater Fund
Sewer Line R & M	\$ 120,000	Water/Wastewater Fund
Collections Equipment & MH Lining Equipment	\$ 60,000	Water/Wastewater Fund
Wastewater Plant Admin Building Hardening	\$ 50,000	Water/Wastewater Fund

Major Capital (\$25,000 or more)

WWTP Electrical Upgrade	\$ 4,118,000	Water/Wastewater Fund
WWTP SCADA System Upgrade	\$ 419,000	Water/Wastewater Fund
WWTP Re-Aeration Basin Renovation	\$ 50,000	Water/Wastewater Fund
WWTP 10,000 Gallon Diesel Fuel Storage	\$ 275,000	Water/Wastewater Fund
Direct Portable Reuse Pilot Study	\$ 200,000	Water/Wastewater Fund
Pipe Lining Project	\$ 1,000,000	Water/Wastewater Fund
LS #20 Repair & Replacement	\$ 178,452	Water/Wastewater Fund
Lofty Pines Septic to Sewer	\$ 850,000	Water/Wastewater Fund
Wastewater Lift stations Rehabilitation	\$ 500,000	Water/Wastewater Fund
Wastewater Lift stations Pump Replacement	\$ 150,000	Water/Wastewater Fund
Wastewater Collections ByPass Pump	\$ 50,000	Water/Wastewater Fund

Major Other (\$25,000 or more)

Ser 2012 W/S Ref Rev Debt Payment	\$ 1,445,300	Water/Wastewater Fund
SRF Loan Debt Payment	\$ 3,248,600	Water/Wastewater Fund
Septic Tank Abatement Incentives	\$ 350,000	Water/Wastewater Fund

WASTEWATER DIVISION

DIVISION EXPENDITURE SUMMARY BY COST CENTER

	ACTUAL FY 2020	ACTUAL FY 2021	BUDGET FY 2022	PROPOSED FY 2023	% CHANGE
Administration					
Personnel					
Salaries	83,539	75,360	82,200	92,600	13%
Benefits	37,448	37,331	34,500	42,300	23%
Operating	1,137,240	1,081,596	1,161,100	1,233,990	6%
Capital	-	-	-	-	N/A
Other	1,972,090	2,185,290	2,584,700	4,693,900	82%
Expense Cash Flow Subtotal	\$ 3,230,316	\$ 3,379,578	\$ 3,862,500	\$ 6,062,790	57%
Depreciation	10,870	10,699	10,700	8,700	-19%
Elim. Of Principal Pymts.	(1,048,693)	(1,090,273)	(1,823,700)	(3,486,800)	91%
Elimination of Capital	-	-	-	-	N/A
Total Expenses	\$ 2,192,494	\$ 2,300,004	\$ 2,049,500	\$ 2,584,690	26%
WW Treatment					
Personnel					
Salaries	1,054,725	1,010,223	1,052,056	1,100,438	5%
Benefits	428,599	345,543	418,300	446,200	7%
Operating	2,151,818	2,229,764	2,248,019	2,346,217	4%
Capital	1,139,614	478,003	10,690,800	5,062,000	-53%
Other	-	-	-	-	N/A
Expense Cash Flow Subtotal	\$ 4,774,756	\$ 4,063,533	\$ 14,409,175	\$ 8,954,855	-38%
Depreciation	914,099	823,830	912,900	826,700	-9%
Elim. Of Principal Pymts.	-	-	-	-	N/A
Elimination of Capital	(1,139,614)	(478,003)	(10,690,800)	(5,062,000)	-53%
Total Expenses	\$ 4,549,241	\$ 4,409,360	\$ 4,631,275	\$ 4,719,555	2%
WW Collections					
Personnel					
Salaries	707,709	717,138	840,000	839,900	0%
Benefits	325,080	247,775	338,180	375,000	11%
Operating	744,430	902,724	883,089	1,118,461	27%
Capital	1,236,959	914,335	5,505,484	2,728,452	-50%
Other	-	-	35,000	350,000	900%
Expense Cash Flow Subtotal	\$ 3,014,179	\$ 2,781,972	\$ 7,601,753	\$ 5,411,813	-29%
Depreciation	691,474	716,607	899,700	839,100	-7%
Elim. Of Principal Pymts.	-	-	-	-	N/A
Elimination of Capital	(1,236,959)	(914,335)	(5,505,484)	(2,728,452)	-50%
Total Expenses	\$ 2,468,694	\$ 2,584,244	\$ 2,995,969	\$ 3,522,461	18%
TOTAL DIVISION EXPENSES	\$ 9,210,429	\$ 9,293,608	\$ 9,676,744	\$ 10,826,706	12%



WASTEWATER DIVISION**FUNDING SOURCES**

	ACTUAL FY 2020	ACTUAL FY 2021	BUDGET FY 2022	PROPOSED FY 2023	% CHANGE
Water/Wastewater Fund	9,210,429	9,293,608	9,676,744	10,826,706	12%
TOTAL DIVISION FUNDING	\$ 9,210,429	\$ 9,293,608	\$ 9,676,744	\$ 10,826,706	12%

PERFORMANCE MEASURES

	ACTUAL FY 2020	ACTUAL FY 2021	BUDGET FY 2022	ESTIMATED FY 2022	PROPOSED FY 2023
Televise 10% of the Sewer Lines	49,594	47,598	50,000	50,500	50,000
Clean 20% of the Sewer Lines	74,987	55,370	80,000	80,000	80,000



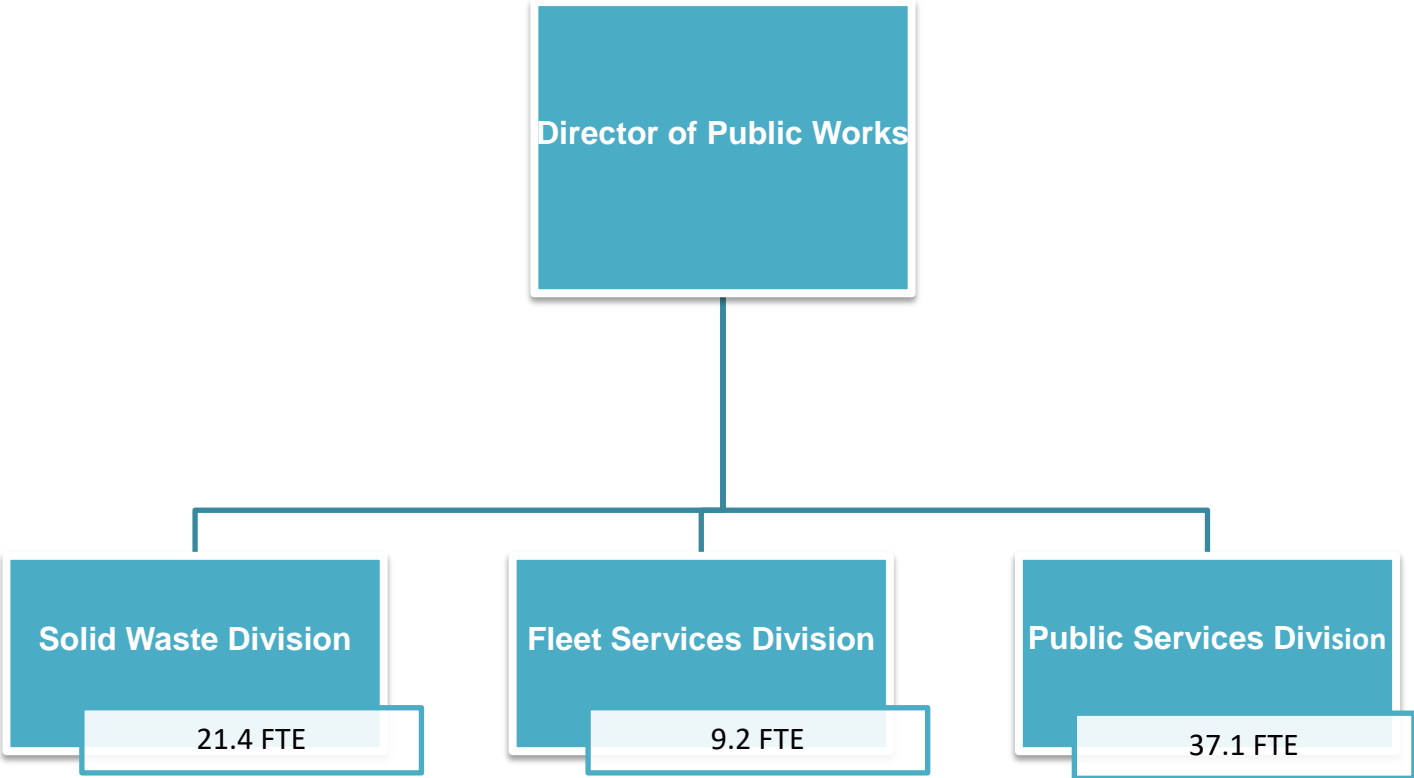
This page intentionally left blank.



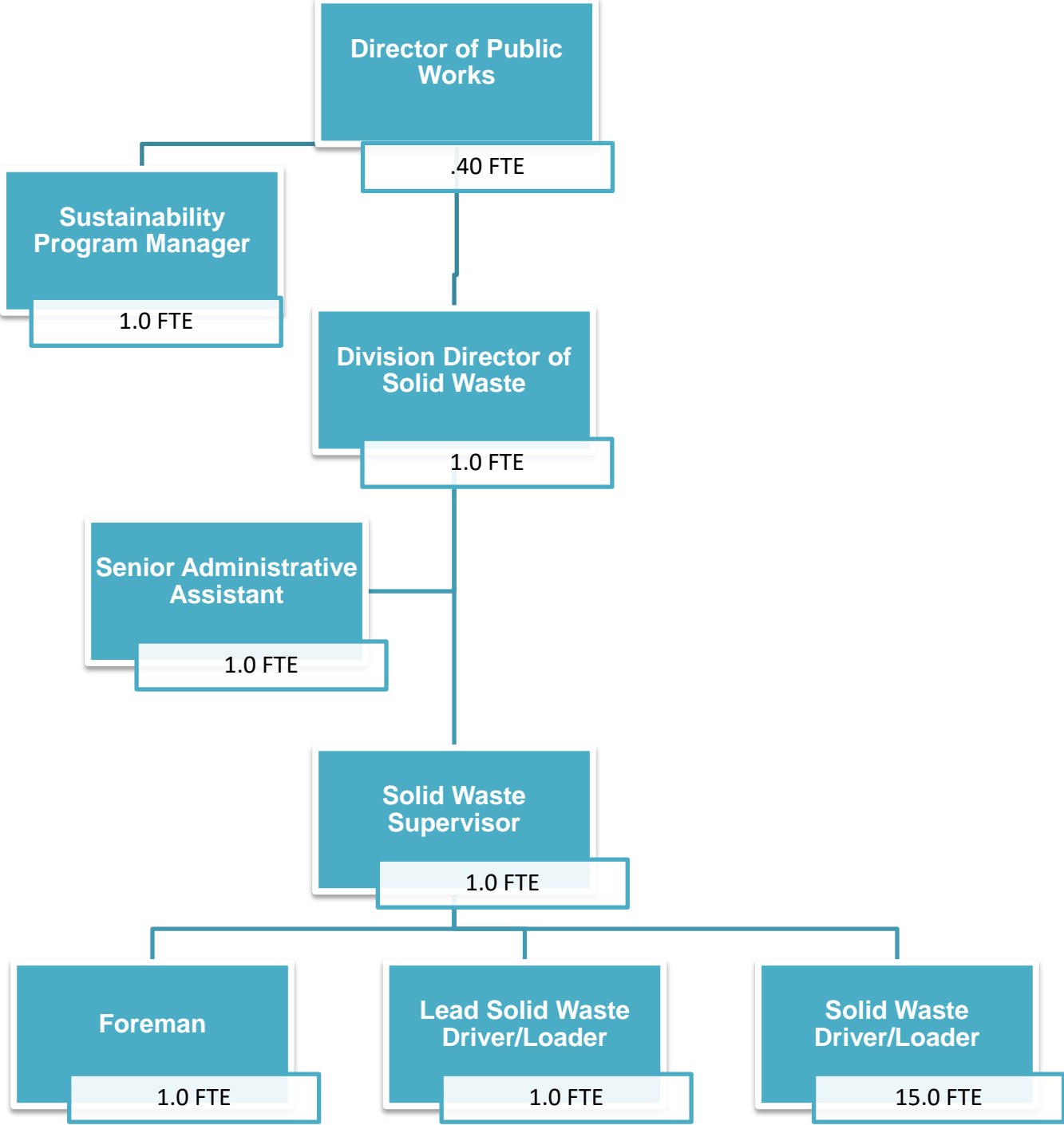
PUBLIC WORKS

FY 2023 PROPOSED OPERATING & CAPITAL BUDGET

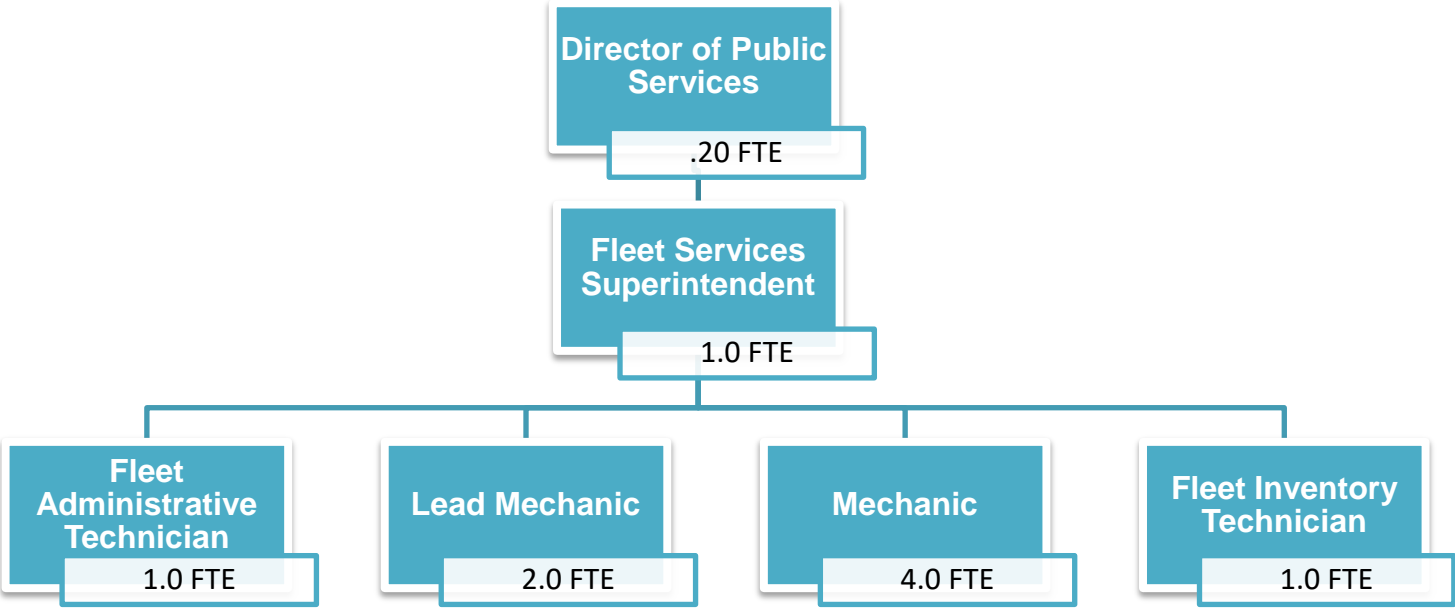
**City of Dunedin
Public Works
67.7 FTE**



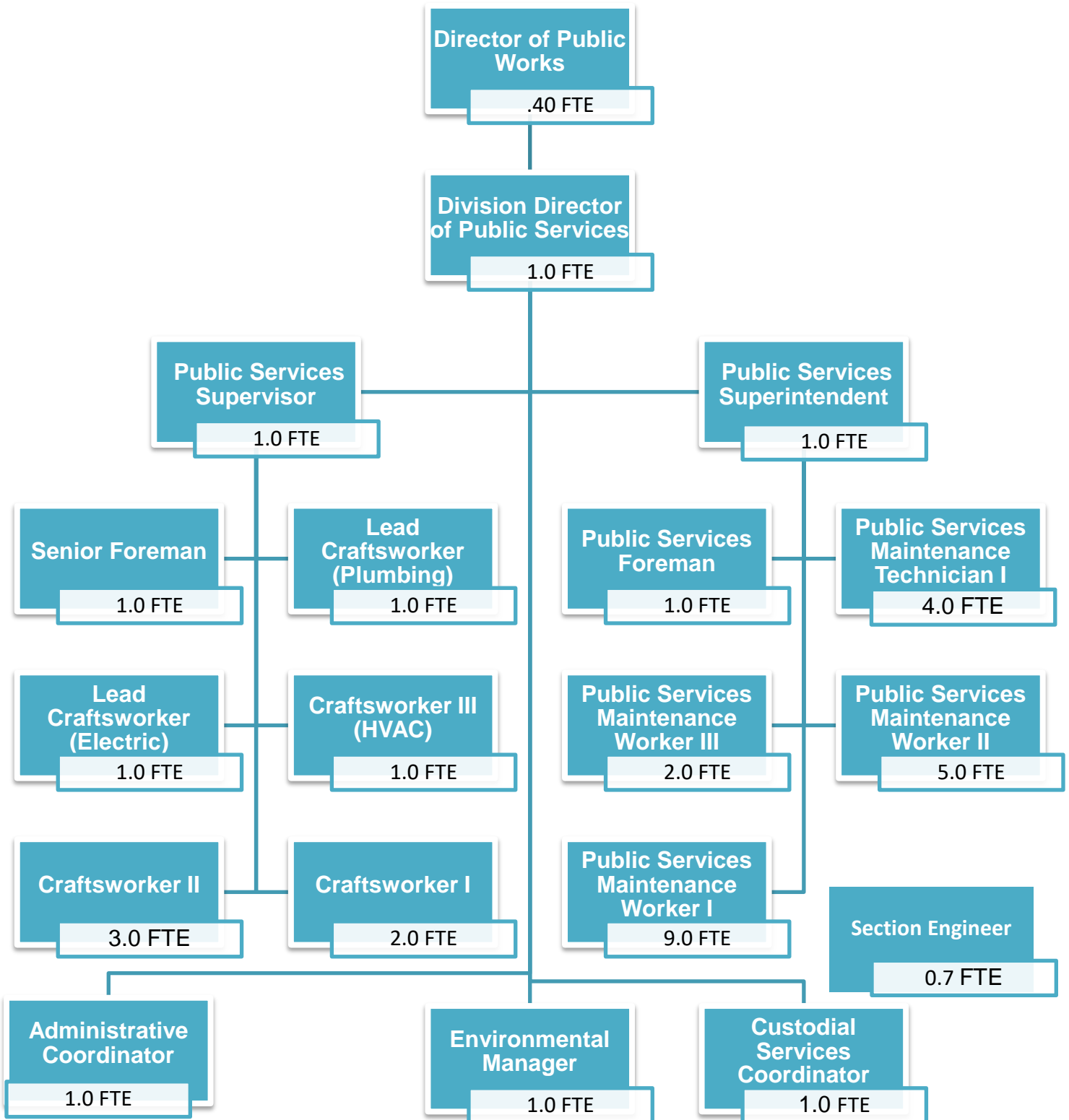
**City of Dunedin
Public Works
Solid Waste Division
21.4 FTE**



**City of Dunedin
Public Works
Fleet Services Division
9.2 FTE**



**City of Dunedin
Public Works
Public Services Division
37.1 FTE**





This page intentionally left blank.

Champion Mission Statement

Provide long-range strategic planning for public works operations and capital project initiatives in order to deliver essential infrastructure assets and services to enhance the quality of life in Dunedin. Coordinate infrastructure maintenance and expansion in an effective and sustainable manner, consistent with City objectives and vision. Lead in cooperation with interagency governmental partnerships. Assure regulatory compliance of permitted facilities. Provide as-needed technical assistance to other City departments.

Current Services Summary

The Fleet Division provides City departments with vehicles and other pieces of fleet equipment that are safe, efficient, reliable, and suitable for their mission requirements at the lowest possible cost. Fleet Services is an internal services division providing vehicles and other rolling stock equipment and related services to Dunedin City departments. These services include fleet acquisition and disposal, preventative maintenance, repairs, wrecker service, fabrication services, and an automated fuel dispensing site. Fleet Services has 9 employees working out of a single facility centrally located to best serve its customers. The City's fleet consists of over 300 pieces of rolling stock, ranging from trailer mounted equipment to commercial refuse trucks, heavy construction equipment, light trucks, and fire apparatus. The fleet is valued at approximately \$15 million. Fleet serves the residents of the City by partnering with the departments and agencies that provide direct and indirect services in all areas of City government.

The Solid Waste Division provides an array of solid waste services to the community in a way that is both cost effective and environmentally sustainable for the ongoing protection of public health and community aesthetics. The Division services approximately 13,000 accounts in and around the City, including nearby unincorporated enclaves. Residential trash is collected weekly utilizing 90-gallon carts serviced by four (4) automated side-load routes. Bulk/yard waste is also collected weekly by two (2) manual rear-load routes, servicing the same residential neighborhoods. Residential curbside recycling is collected weekly utilizing 65-gallon carts serviced by a private contractor, and Class I Commercial/Multi-Family waste is collected as needed using front-load and roll-off vehicles and large metal containers. In addition, this Division also manages two drop-off convenience centers for disposal of commingled recyclables, including drop containers for cooking grease, used clothing, and free processed mulch.

The Solid Waste Division consists of the Administration program, Residential Collection, and Commercial Collection. Administration provides oversight and general administrative support including code enforcement, inspections, resolution of customer concerns, and the development of State and County reports. White goods, bulk items, and large piles of yard debris are collected separately using a claw truck; refrigerants (Freon) are recovered and recycled per environmental regulations; E-waste (electronics) collected separately, diverted from the household waste stream, and properly disposed of for a fee. Service is provided on a six-day schedule with special services at an additional charge. Commercial containers are maintained to the highest standards; refurbishment includes new lids, paint, and bottoms, as needed. Timely refurbishment eliminates the need for costly replacement containers. Commercial and multi-family recycling are offered to customers through a private contractor. On-call temporary containers, and specialized claw truck collections, are also provided to area businesses and residents for oversize volumes, remodeling, and demolition projects.

PUBLIC WORKS

The Public Services Division ensures the health, safety, and welfare of the community through stormwater management to mitigate flooding and environmental hazards, and preserves City assets through the maintenance of City facilities, streets, sidewalks, and rights-of-way. The Stormwater program has two major functions. The first is to address Stormwater drainage issues throughout the City through both preventive maintenance of Stormwater infrastructure, and implementation of major capital improvements identified in the Master Drainage Plan and Curlew Creek studies. The second function is to implement the regulatory requirements set forth in the National Pollutant Discharge Elimination System (NPDES) Municipal Separate Stormwater System (MS4) Federal Permit issued by the Environmental Protection Agency (EPA). Multiple inspections are performed annually to ensure the maintenance of swales, ditches, ponds, catch basins, grates, inlets, and storm drains. In addition, inspections and maintenance of treatment units, street-sweeping of City residential and collector/arterial roadways, aquatic weed control of ditches and channels, and inspections of City-owned ponds/lakes are performed to identify illicit discharges into the City Stormwater system.

The Streets program provides for the health, safety, and welfare of the community through the management and maintenance of City streets, traffic control devices, sidewalks and curb infrastructure, including trimming of trees and vegetation in the right-of-way. Currently, this program maintains over 135 miles of roadway surfaces, approximately 35 miles of sidewalks, over 220 miles of curb/gutter, and a portion of the tree trimming services within the City's right-of-way. The program also provides street-related reconstruction and limited new construction services to all Public Works & Utilities Department Divisions, the CRA, and the Parks & Recreation Department. Traffic control services are also provided for special events, as well as the maintenance of all City regulatory traffic signage and pavement markings.

The Facilities Maintenance program provides for the inspection, maintenance, and repair of 370,000 + square feet of City facilities, utilizing both in-house staffing and contractual services, to provide a safe and healthy environment for our visitors and staff. This program performs inspections to remain in compliance with all health and safety requirements set forth by City, State, Federal, and National Fire Protection Association codes. Scheduled maintenance is performed on a quarterly, semi-annual, or annual basis and repairs are performed based on results from inspections or requests from City departments. All City departments are charged for a basic level of service according to their allocation of square footage occupied. Higher levels of service, such as remodels, space changes, or upgrades, are funded by departments with oversight provided through this program.

DEPARTMENT PERSONNEL SUMMARY					
	ACTUAL FY 2020	ACTUAL FY 2021	BUDGET FY 2022	PROPOSED FY 2023	FTE CHG
Solid Waste Division	21.00	21.00	21.00	21.40	0.40
Fleet Division	9.00	9.00	9.00	9.20	0.20
Public Services Division	36.70	36.70	36.70	37.10	0.40
Total FTEs	66.70	66.70	66.70	67.70	1.00

PUBLIC WORKS

DEPARTMENT EXPENSE SUMMARY BY SECTION & DIVISION

	ACTUAL FY 2020	ACTUAL FY 2021	BUDGET FY 2022	PROPOSED FY 2023	% CHG
Solid Waste					
Personnel					
Salaries	1,091,340	1,051,252	1,012,240	1,242,320	23%
Benefits	535,499	422,464	486,000	519,900	7%
Operating	4,027,193	3,937,763	4,347,702	4,885,281	12%
Capital	14,602	503,484	589,200	1,011,542	72%
Other	337,871	291,609	270,800	379,600	40%
Expense Cash Flow Subtotal	\$ 6,006,505	\$ 6,206,573	\$ 6,705,942	\$ 8,038,643	20%
Depreciation	357,441	405,116	488,100	474,500	-3%
Elim. Of Principal Pymts.	(177,722)	(277,826)	(240,700)	(328,400)	36%
Elimination of Capital	(14,602)	(503,484)	(589,200)	(1,011,542)	72%
Total Expenses	\$ 6,171,622	\$ 5,830,379	\$ 6,364,142	\$ 7,173,201	13%
Fleet					
Personnel					
Salaries	492,384	439,760	474,800	534,000	12%
Benefits	205,795	172,304	200,100	223,600	12%
Operating	994,122	1,023,736	1,215,685	1,509,865	24%
Capital	1,194,896	858,364	410,024	953,174	132%
Other	129,448	129,424	-	-	N/A
Expense Cash Flow Subtotal	\$ 3,016,645	\$ 2,623,586	\$ 2,300,609	\$ 3,220,639	40%
Depreciation	1,028,188	1,072,437	1,063,900	1,021,500	-4%
Elim. Of Principal Pymts.	(126,862)	(128,905)	-	-	N/A
Elimination of Capital	(1,194,896)	(858,364)	(410,024)	(953,174)	132%
Total Expenses	\$ 2,723,075	\$ 2,708,755	\$ 2,954,485	\$ 3,288,965	11%
Public Services					
Personnel					
Salaries	1,663,192	1,507,536	1,752,600	1,895,200	8%
Benefits	814,292	652,301	756,500	857,000	13%
Operating	3,688,186	3,919,766	4,921,893	5,073,576	3%
Capital	1,627,411	1,655,388	1,554,700	2,598,300	67%
Other	905,063	868,162	736,200	826,300	12%
Expense Cash Flow Subtotal	\$ 8,698,144	\$ 8,603,153	\$ 9,721,893	\$ 11,250,376	16%
Depreciation	1,598,768	1,580,619	1,623,500	1,577,200	-3%
Elim. Of Principal Pymts.	(489,307)	(505,727)	(462,200)	(564,000)	22%
Elimination of Capital	(61,901)	(192,784)	(365,200)	(936,300)	156%
Total Expenses	\$ 9,745,703	\$ 9,485,261	\$ 10,517,993	\$ 11,327,276	8%
TOTAL DEPARTMENT EXPENSES	\$ 18,640,399	\$ 18,024,395	\$ 19,836,620	\$ 21,789,442	10%

PUBLIC WORKS**FUNDING SOURCES**

	ACTUAL FY 2020	ACTUAL FY 2021	BUDGET FY 2022	PROPOSED FY 2023	% CHANGE
General Fund	1,764,872	1,572,435	1,812,737	1,926,316	6%
Impact Fees Fund	135,027	54,782	140,000	60,000	-57%
County Gas Tax Fund	866,758	418,303	521,000	698,000	34%
Penny Fund	631,895	1,114,177	690,000	1,292,000	87%
Solid Waste Fund	6,171,622	5,830,379	6,364,142	7,173,201	13%
Stormwater Fund	4,835,414	4,857,461	5,261,558	5,170,678	-2%
Fleet Fund	2,723,075	2,708,755	2,954,485	3,288,965	11%
Facilities Maintenance Fund	1,511,737	1,468,104	2,092,698	2,180,282	4%
TOTAL DEPARTMENT FUNDING	\$ 18,640,399	\$ 18,024,395	\$ 19,836,620	\$ 21,789,442	10%

SOLID WASTE DIVISION

Budget Highlights, Service Changes and Proposed Efficiencies

The Solid Waste Fund is an enterprise fund which accounts for all financial activity associated with the operation of the Division's programs. Weekly collection's is provided including residential curbside, yard waste, commercial dumpster, and recycling by a City contractor. This fund is entirely self-supporting through the levying of user fees from its customers. Solid Waste's disposal tipping fees account for approximately 22% of the Division's expenditures, and recycling program costs (collections, transportation & processing) account for approximately 16% of total operating expenses. The Division has 2-3 new trucks scheduled to be replaced in FY2023 listed in the Capital Improvement Plan - Fleet Replacements - Solid Waste Collection Trucks

The adoption of Solid Waste Rate Ordinance 21-02 established a 4% yearly rate increase through FY2025, in order to meet the Division's operating expenses and achieve a 15% unrestricted reserve fund balance. The rates are largely influenced by the disposal fees paid to the Resource Recovery Facility, operated by Pinellas County. The Pinellas County Administration is planning a three year 6.8% per year rate increase beginning on October 1, 2022. The next Solid Waste Revenue Sufficiency analysis will be performed in FY2025.

Efficient Trash & Recycling systems protect public health and the environment and need to be supported by sustainable funding. The Division continues to improve its collection methods and routing through refining time-on-route, miles driven, number of containers serviced per hour and load transport volumes. April 2022 the City renewed/amended its current contract with Waste Pro to continue providing the collections and processing of the City's recyclables for another four (4) years, through FY2026. Staff keeps pushing a robust public education campaign emphasizing the message to reduce, re-use, recycle right, and compost household organic matter.

Staff also continues to work the Pinellas County Solid Waste Administration for assistance with a centralized recycling facility for all Pinellas County users.



DIVISION PERSONNEL SUMMARY

	ACTUAL	ACTUAL	BUDGET	PROPOSED	FTE
	FY 2020	FY 2021	FY 2022	FY 2023	CHANGE
Administration	6.00	6.00	6.00	6.40	0.40
Residential	10.00	10.00	10.00	10.00	0.00
Commercial	5.00	5.00	5.00	5.00	0.00
Total FTEs	21.00	21.00	21.00	21.40	0.40

SOLID WASTE DIVISION

Major Operating (\$25,000 or more)

Contractual Services / Residential Recycling	\$ 1,160,240	Solid Waste Fund
Residential Refuse Disposal @ PCSW & Angelos	\$ 792,485	Solid Waste Fund
Commercial Refuse Disposal @ PCSW & Angelos	\$ 737,775	Solid Waste Fund
Admin Fee	\$ 526,600	Solid Waste Fund
UB Allocation	\$ 111,700	Solid Waste Fund
Contractual Staffing	\$ 90,060	Solid Waste Fund
Commerical Containers	\$ 24,200	Solid Waste Fund
Residential Containers	\$ 15,000	Solid Waste Fund
Citywide HVAC Replacement	\$ 30,000	Solid Waste Fund

Major Capital (\$25,000 or more)

Fleet Replacements 3 Trucks	\$ 976,542	Solid Waste Fund
-----------------------------	------------	------------------

Major Other (25,000 or more)

Ser 2019 Capital Vehicle Lease	\$ 41,000	Solid Waste Fund
Ser 2020 Capital Vehicle Lease	\$ 106,400	Solid Waste Fund
Ser 2022 Capital Vehicle Lease	\$ 212,200	Solid Waste Fund

DIVISION EXPENDITURE SUMMARY BY COST CENTER

	ACTUAL FY 2020	ACTUAL FY 2021	BUDGET FY 2022	PROPOSED FY 2023	%
					CHANGE
Administration					
Personnel					
Salaries	361,366	352,411	345,200	439,550	27%
Benefits	178,679	147,976	161,200	178,100	10%
Operating	1,614,739	1,447,185	1,782,755	2,043,445	15%
Capital	-	-	-	-	N/A
Other	337,871	291,609	270,800	379,600	40%
Expense Cash Flow Subtotal	\$ 2,492,655	\$ 2,239,181	\$ 2,559,955	\$ 3,040,695	19%
Depreciation	13,104	12,611	12,700	12,700	0%
Elim. Of Principal Pymts.	(177,722)	(277,826)	(240,700)	(328,400)	36%
Elimination of Capital	-	-	-	-	N/A
Total Expenses	\$ 2,328,037	\$ 1,973,967	\$ 2,331,955	\$ 2,724,995	17%
Residential Collections					
Personnel					
Salaries	551,192	516,582	451,800	572,630	27%
Benefits	258,805	190,099	226,500	249,000	10%
Operating	1,476,832	1,511,935	1,482,369	1,647,527	11%
Capital	-	503,484	554,200	614,868	11%
Other	-	-	-	-	N/A
Expense Cash Flow Subtotal	\$ 2,286,829	\$ 2,722,100	\$ 2,714,869	\$ 3,084,025	14%
Depreciation	153,820	201,890	276,200	268,000	-3%
Elim. Of Principal Pymts.	-	-	-	-	N/A
Elimination of Capital	-	(503,484)	(554,200)	(614,868)	11%
Total Expenses	\$ 2,440,648	\$ 2,420,506	\$ 2,436,869	\$ 2,737,157	12%

SOLID WASTE DIVISION

	ACTUAL FY 2020	ACTUAL FY 2021	BUDGET FY 2022	PROPOSED FY 2023	% CHANGE
Commercial Collections					
Personnel					
Salaries	178,782	182,260	215,240	230,140	7%
Benefits	98,016	84,389	98,300	92,800	-6%
Operating	935,622	978,644	1,082,578	1,194,309	10%
Capital	14,602	-	35,000	396,674	1033%
Other	-	-	-	-	N/A
Expense Cash Flow Subtotal	\$ 1,227,022	\$ 1,245,292	\$ 1,431,118	\$ 1,913,923	34%
Depreciation	190,517	190,615	199,200	193,800	-3%
Elim. Of Principal Pymts.	-	-	-	-	N/A
Elimination of Elimination of Capit	(14,602)	-	(35,000)	(396,674)	1033%
Total Expenses	\$ 1,402,937	\$ 1,435,907	\$ 1,595,318	\$ 1,711,049	7%
TOTAL DIVISION EXPENSES	\$ 6,171,622	\$ 5,830,379	\$ 6,364,142	\$ 7,173,201	13%

FUNDING SOURCES					
	ACTUAL FY 2020	ACTUAL FY 2021	BUDGET FY 2022	PROPOSED FY 2023	% CHANGE
Solid Waste Fund	6,171,622	5,830,379	6,364,142	7,173,201	13%
TOTAL DIVISION FUNDING	\$ 6,171,622	\$ 5,830,379	\$ 6,364,142	\$ 7,173,201	13%

PERFORMANCE MEASURES					
	ACTUAL FY 2020	ACTUAL FY 2021	BUDGET FY 2022	ESTIMATED FY 2022	PROPOSED FY 2023
Customers serviced	14,685	14,565	14,500	14,550	14,450
Refuse/Recycling collected (tons)	36,272	35,717	36,900	36,900	36,900

FLEET SERVICES DIVISION

Division Mission Statement

To provide City departments with vehicles and other pieces of fleet equipment that are safe, efficient, and reliable, which are suited to that department's mission requirements, all while keeping costs as low as possible.

Division Overview

The Fleet Services Division is an internal department that provides vehicle and equipment-related services to all City departments. These services include: fleet acquisition, fleet disposal, preventative maintenance, repairs, custom fabrication, and fuel management. Fleet Services has 8 employees working out of a single centrally located facility. The Division responds directly to other City departments.

Budget Highlights, Service Changes and Proposed Efficiencies

The Fleet budget has been adjusted for an unprecedented rise in fuel cost for FY2023. The FY2023 budget also reflects the steep increase in inflation for parts and outsourced services. In FY2021, the division also consolidated the Fleet Inventory Technician position and the Fleet Technical Assistant position into the Fleet Administrative Technician position. There are no service changes for the FY 2023 budget period.



DIVISION PERSONNEL SUMMARY					
	ACTUAL FY 2020	ACTUAL FY 2021	BUDGET FY 2022	PROPOSED FY 2023	FTE CHANGE
Fleet Services	9.00	9.00	9.00	9.20	0.20
Total FTEs	9.00	9.00	9.00	9.20	0.00

FLEET SERVICES DIVISION

Major Operating (\$25,000 or more)

Vehicle Parts & Outsourced Repairs	\$ 499,600	Fleet Fund
Operating Supplies	\$ 40,300	Fleet Fund
Diesel	\$ 416,100	Fleet Fund
Gasoline	\$ 296,300	Fleet Fund
R & M Service	\$ 36,500	Fleet Fund
Parts & Supplies	\$ 64,300	Fleet Fund

Major Capital (\$25,000 or more)

Fleet Program Replacements	\$ 929,574	Fleet Fund
----------------------------	------------	------------

DIVISION EXPENDITURE SUMMARY

	ACTUAL FY 2020	ACTUAL FY 2021	BUDGET FY 2022	PROPOSED FY 2023	% CHANGE
Fleet					
Personnel					
Salaries	492,384	439,760	474,800	534,000	12%
Benefits	205,795	172,304	200,100	223,600	12%
Operating	994,122	1,023,736	1,215,685	1,509,865	24%
Capital	1,194,896	858,364	410,024	953,174	132%
Other	129,448	129,424	-	-	N/A
Expense Cash Flow Subtotal	\$ 3,016,645	\$ 2,623,586	\$ 2,300,609	\$ 3,220,639	40%
Depreciation	1,028,188	1,072,437	1,063,900	1,021,500	-4%
Elim. Of Principal Pymts.	(126,862)	(128,905)	-	-	N/A
Elimination of Capital	(1,194,896)	(858,364)	(410,024)	(953,174)	132%
Total Expenses	\$ 2,723,075	\$ 2,708,755	\$ 2,954,485	\$ 3,288,965	11%
TOTAL DIVISION EXPENSES	\$ 2,723,075	\$ 2,708,755	\$ 2,954,485	\$ 3,288,965	11%

FUNDING SOURCES

	ACTUAL FY 2020	ACTUAL FY 2021	BUDGET FY 2022	PROPOSED FY 2023	% CHANGE
Fleet Fund	2,723,075	2,708,755	2,954,485	3,288,965	11%
TOTAL DIVISION FUNDING	\$ 2,723,075	\$ 2,708,755	\$ 2,954,485	\$ 3,288,965	11%

PERFORMANCE MEASURES

	ACTUAL FY 2020	ACTUAL FY 2021	BUDGET FY 2022	ESTIMATED FY 2022	PROPOSED FY 2023
Job Orders Closed	1,950	2,293	2,500	1,792	2,000
Billable Hours	8,000	8,167	8,200	6,956	8,000

PUBLIC SERVICES DIVISION

Budget Highlights, Service Changes and Proposed Efficiencies

The Facilities Maintenance program has continued to identify opportunity for outsourcing, but level of service must be balanced with cost-savings. Current outsourced services in FY 2023 include custodial, fire/security alarm testing/monitoring, elevator inspections and repairs, fire extinguisher inspections and replacements, fire sprinkler inspections and repairs, exhaust hood inspections and maintenance, pest control services, and generator inspection and maintenance.

The Streets/Traffic Services program is reviewing other municipal contracts for services such as concrete sidewalk services, tree trimming, and asphalt repairs. As such, the City will be increasing sidewalk contractual repairs in FY 2023.

The Stormwater Program has presented the Master Plan to the City Commission and in FY23 will be revisiting the current Stormwater Utility Fee Rate structure for adequate funding of operating and capital projects moving forward.



Stormwater Outfall Construction

DIVISION PERSONNEL SUMMARY					
	ACTUAL FY 2020	ACTUAL FY 2021	BUDGET FY 2022	PROPOSED FY 2023	FTE CHANGE
Facilities Management	11.68	11.68	11.68	11.78	0.10
Streets	10.36	10.36	9.66	9.76	0.10
Stormwater	14.66	14.66	15.36	15.56	0.20
Total FTEs	36.70	36.70	36.70	37.10	0.40

PUBLIC SERVICES DIVISION

Major Operating (\$25,000 or more)

Custodial Contract	\$ 630,000	Facility Maintenance Fund
Professional Services/Air Quality/Testing	\$ 45,000	Facility Maintenance Fund
Fire, Security, HVAC Computer, Pest, & Inspection Cor	\$ 85,465	Facility Maintenance Fund
Citywide Facility R & M	\$ 291,560	Facility Maintenance Fund
Pinellas County Traffic Signal Maintenance Agrmt	\$ 55,000	General Fund
Contractual Tree Trimming/ROW Mowing/Survey	\$ 68,400	General Fund / Stormwater Fund
Sidewalk Program Maintenance	\$ 225,000	County Gas Tax Fund
New Sidewalks	\$ 25,000	County Gas Tax Fund
Annual Bridge Inspections & Repairs	\$ 36,000	County Gas Tax Fund
Road Repair Materials	\$ 30,000	County Gas Tax Fund
Signage Replacement	\$ 57,000	County Gas Tax Fund
Gabion R & R Program	\$ 730,000	Stormwater Fund
Storm System Upgrade & Maintenance	\$ 150,000	Stormwater Fund
Admin Fee	\$ 338,400	Stormwater Fund
Applied Sciences Testing/Lab Services	\$ 130,000	Stormwater Fund
UB Allocation	\$ 72,100	Stormwater Fund
Mangrove Trimming	\$ 48,500	Stormwater Fund
Pinellas County Ambient Water Quality Testing	\$ 55,000	Stormwater Fund
Contractual Engineering	\$ 30,000	Stormwater Fund

Major Capital (\$25,000 or more)

Pavement Mgmt Program	\$ 1,200,000	County Gas Tax / Penny / Stormwater
Brady Box Culvert	\$ 65,000	Stormwater Fund
Brick Streets Program	\$ 652,000	Penny / Stormwater
Buena Vista Dr. Drainage Improvements	\$ 71,300	Stormwater Fund
Santa Barbara Dr Drainage Improvements	\$ 200,000	Stormwater Fund
Ranchwood Dr. S. & Hitching Post Ln. Water Main Rep	\$ 350,000	Stormwater Fund
Pedestrian Safety Crossing	\$ 60,000	Impact Fee Fund

Major Other (\$25,000 or more)

Debt Service on Series 2021 Debt	\$ 366,900	Stormwater Fund
Debt Service on Series 2014 Debt	\$ 339,600	Stormwater Fund
Debt Service on 2012 Water/Wastewater Debt	\$ 119,000	Stormwater Fund

DIVISION EXPENDITURE SUMMARY

	ACTUAL FY 2020	ACTUAL FY 2021	BUDGET FY 2022	PROPOSED FY 2023	% CHANGE
Facilities Management					
Personnel					
Salaries	562,941	500,056	600,700	640,900	7%
Benefits	239,173	197,432	216,600	251,600	16%
Operating	710,259	732,358	1,236,398	1,250,982	1%
Capital	-	-	4,500	-	-100%
Other	10,000	-	-	-	N/A
Expense Cash Flow Subtotal	\$ 1,522,373	\$ 1,429,846	\$ 2,058,198	\$ 2,143,482	4%
Depreciation	39,224	38,258	39,000	36,800	-6%
Elim. Of Principal Pymts.	-	-	-	-	N/A
Elimination of Capital	-	-	(4,500)	-	-100%
Total Expenses	\$ 1,561,597	\$ 1,468,104	\$ 2,092,698	\$ 2,180,282	4%

PUBLIC SERVICES DIVISION

	ACTUAL FY 2020	ACTUAL FY 2021	BUDGET FY 2022	PROPOSED FY 2023	% CHANGE
Streets					
Personnel					
Salaries	427,546	364,899	418,800	462,200	10%
Benefits	227,492	170,473	185,500	238,700	29%
Operating	1,127,573	1,157,073	1,369,937	1,613,416	18%
Capital	1,565,510	1,462,604	1,189,500	1,662,000	40%
Other	-	-	-	-	N/A
Total Expenses	\$ 3,348,121	\$ 3,155,049	\$ 3,163,737	\$ 3,976,316	26%
Stormwater					
Personnel					
Salaries	672,705	642,581	733,100	792,100	8%
Benefits	347,626	284,396	354,400	366,700	3%
Operating	1,850,355	2,030,335	2,315,558	2,209,178	-5%
Capital	61,901	192,784	360,700	936,300	160%
Other	895,063	868,162	736,200	826,300	12%
Expense Cash Flow Subtotal	\$ 3,827,650	\$ 4,018,258	\$ 4,499,958	\$ 5,130,578	14%
Depreciation	1,559,543	1,542,361	1,584,500	1,540,400	-3%
Elim. Of Principal Pymts.	(489,307)	(505,727)	(462,200)	(564,000)	22%
Elimination of Capital	(61,901)	(192,784)	(360,700)	(936,300)	160%
Total Expenses	\$ 4,835,984	\$ 4,862,108	\$ 5,261,558	\$ 5,170,678	-2%
TOTAL DIVISION EXPENSES	\$ 9,745,703	\$ 9,485,261	\$ 10,517,993	\$ 11,327,276	8%
FUNDING SOURCES					
	ACTUAL FY 2020	ACTUAL FY 2021	BUDGET FY 2022	PROPOSED FY 2023	% CHANGE
General Fund					
City Funds	1,764,872	1,572,435	1,812,737	1,926,316	6%
Total General Fund	\$ 1,764,872	\$ 1,572,435	\$ 1,812,737	\$ 1,926,316	6%
County Gas Tax Fund					
Intergovernmental	866,758	418,303	521,000	698,000	34%
Total County Gas Tax Fund	\$ 866,758	\$ 418,303	\$ 521,000	\$ 698,000	34%
Penny Fund					
Intergovernmental	631,895	1,114,177	690,000	1,292,000	87%
Total Penny Fund	\$ 631,895	\$ 1,114,177	\$ 690,000	\$ 1,292,000	87%
Impact Fee Fund					
Multimodal Impact Fees	135,027	54,782	140,000	60,000	-57%
Total Impact Fee Fund	\$ 135,027	\$ 54,782	\$ 140,000	\$ 60,000	-57%
Stormwater Fund					
Charges for Service	4,835,414	4,857,461	5,261,558	5,170,678	-2%
Total Stormwater Fund	\$ 4,835,414	\$ 4,857,461	\$ 5,261,558	\$ 5,170,678	-2%
Facilities Maintenance Fund					
Internal Service Fees	1,511,737	1,468,104	2,092,698	2,180,282	4%
Total Facilities Maintenance Fund	\$ 1,511,737	\$ 1,468,104	\$ 2,092,698	\$ 2,180,282	4%
TOTAL DIVISION FUNDING	\$ 9,745,703	\$ 9,485,261	\$ 10,517,993	\$ 11,327,276	8%

PUBLIC SERVICES DIVISION

PERFORMANCE MEASURES					
	ACTUAL	ACTUAL	BUDGET	ESTIMATED	PROPOSED
	FY 2020	FY 2021	FY 2022	FY 2022	FY 2023
Square Feet of Asphalt Repairs	12,400	14,400	13,600	12,200	14,200
Square Feet of Sidewalk Repairs	19,700	20,000	21,000	17,200	18,500
Linear Feet of Curb Repairs	1,250	1,100	2,000	900	1,050
Square Feet of Brick Street Repairs	800	750	800	600	22,000
Street Signs New	590	450	1,000	480	520
Street Signs Repaired	360	512	600	400	350
Street Sweeping Tons Removed	252	1,200	1,100	500	600
Special Events/Traffic Control Services	14	35	60	52	50



This page intentionally left blank.



CAPITAL IMPROVEMENTS PLAN

*FY 2023 PROPOSED
OPERATING &
CAPITAL BUDGET*



This Page Intentionally Left Blank

Capital Improvements Plan Overview

The following section identifies capital outlay and major operating expenses for the FY 2023 Capital Budget and five-year projection. Identifying and budgeting for these large one-time expenses serves as the cornerstone of the annual budget cycle. The Capital Improvements Plan (CIP) is a multi-year plan that identifies the specific steps the City will take to ensure the provision of new and existing facilities and services. Each project is aligned with one or more of the **EPIC! Goals**, as identified by the City Commission.

Scope of the CIP

Projects included in the City of Dunedin's CIP projects are anticipated to cost \$25,000 or more and/or will last five (5) or more years. All City Departments are involved in the collaborative effort of proposing and developing project scopes. The leadership team is comprised of the City Manager, Deputy City Manager, and Department Heads, who reach consensus on the CIP schedule based on fund availability, project timing, and alignment with Dunedin's **EPIC! Goals**.

Impact to the Operating Budget

Improvement projects that do not increase annual operations maintenance costs, such as road maintenance, water and stormwater drainage, and facility improvements, are ongoing obligations that are included in the City's normal Operating Budget. Projects for replacements of facilities that do not require increased or enhanced services similarly have no impact on the City's normal Operating Budget.

A number of Capital Improvement Projects will have operating impact on future years. The table below summarizes the impact by fund and project name. Future year operating impact from Capital Improvement Projects is included on the request forms beginning on page 250 for the following projects:

FUND	FY 2023	FY 2024	FY 2025	FY 2026	FY 2027	FY 2028	Total
General Fund							
Parking Garage	\$ -	\$ 45,000	\$ 45,000	\$ 45,000	\$ 45,000	\$ 45,000	\$ 225,000
General Fund Total	\$ -	\$ 45,000	\$ 45,000	\$ 45,000	\$ 45,000	\$ 45,000	\$ 225,000
Water/Wastewater Fund							
Wastewater Collections Bypass							
Pump	\$ 300	\$ 300	\$ 300	\$ 300	\$ 300	\$ 300	\$ 1,800
Water/Wastewater Fund Total	\$ 300	\$ 300	\$ 300	\$ 300	\$ 300	\$ 300	\$ 1,800
IT Services Fund							
Cybersecurity Training & Equip.	\$ -	\$ 25,000	\$ 25,000	\$ 26,000	\$ 26,000	\$ 27,000	\$ 129,000
ERP Phases 5 & 6 Installation	\$ 13,900	\$ 13,900	\$ 14,000	\$ 14,000	\$ 14,000	\$ -	\$ 69,800
IT Services Fund Total	\$ 13,900	\$ 38,900	\$ 39,000	\$ 40,000	\$ 40,000	\$ 27,000	\$ 198,800
TOTAL OPERATING IMPACT	\$ 14,200	\$ 84,200	\$ 84,300	\$ 85,300	\$ 85,300	\$ 72,300	\$ 425,600

Project Evaluation Criteria

When considering projects for inclusion, an alliance with one or more guiding principles assists prioritization and implementation efforts:

Economic Development

Diversify the local economy by encouraging entrepreneurship, small business growth, corridor enhancements and mixed-use projects to increase the City's tax base, create jobs, and generate revenue. Work with the private real estate community and Dunedin's local partners to provide housing opportunities that support economic growth and produce housing for all income ranges.

Fiscal Sustainability

Ensure the fiscal sustainability of the City in order to meet the needs of the community in the delivery of services.

Build, Restore, and Maintain Infrastructure

Improve upon infrastructure reliability through sound stewardship principles and practices, which must be compatible with our environment and scalable to the realities of fiscal constraints.

Internal Operations & Services

Create new policies to address future service needs based on standards, best business practices, legal safeguards and fiscal sustainability. Embrace emerging technologies and trends in government to leverage operational efficiencies.

Community Relationships

Employ a proactive strategy of effective communication by building positive and authentic relationships within the community with key individuals, groups and organizations. Make sensitivity to community concerns and issues pervasive throughout the organization by incorporating citizen engagement tools that utilize technology, ensuring public feedback is easily accessible to all.

Human Resources

Nurture and retain a highly qualified, professional and diverse workforce that is service-driven, responsive and effective in accomplishing the mission of the City.

Environmental Sustainability

Take a leadership position in environmental stewardship by promoting green building, converting to solar energy, adopting a climate action plan, maintaining a green city rating and integrating sustainability into City operations.

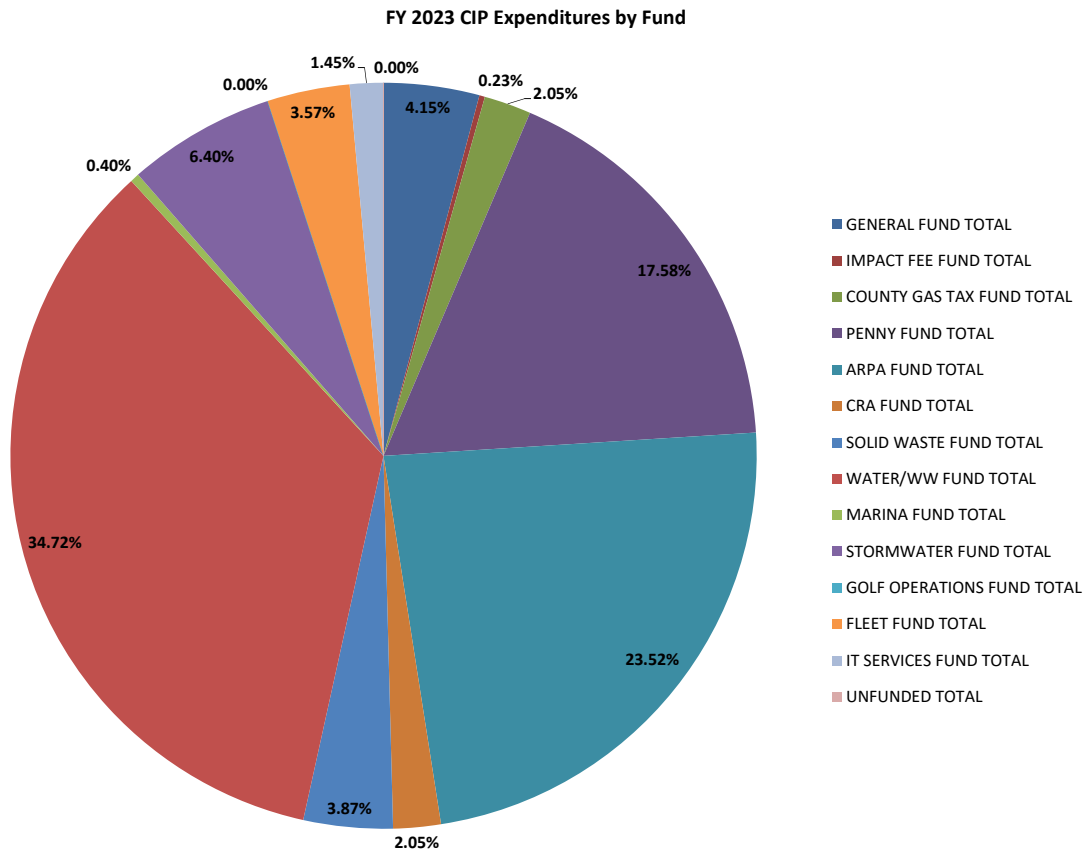
The pages that follow provide summaries of each known project that meets the CIP criteria:

- (1) Cost of \$25,000 or more;
- (2) Useful life of five (5) or more years; and
- (3) Expense incurred during the FY 2023 Capital Budget and five-year projection.

Based on the direction of the City Commission, the first year of the CIP comprises a majority of the City's capital budget for the upcoming fiscal year. The CIP is reviewed annually, with the slate of projects for the upcoming year being refined and projects in future years programmed as they are identified.

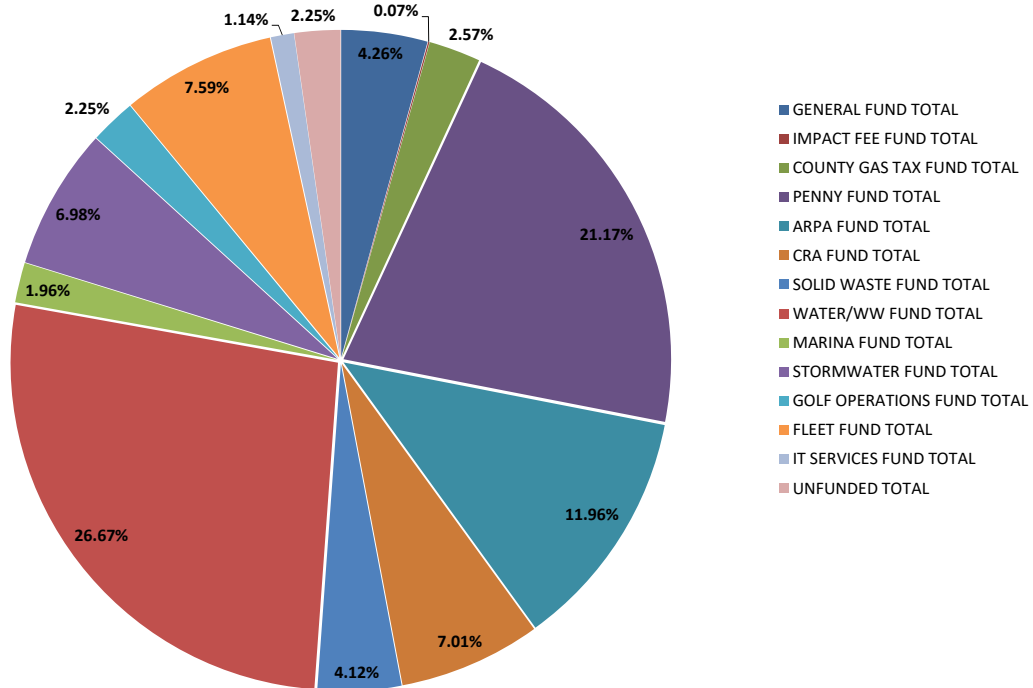


Summary of FY 2023 - 2028 Capital Improvement Projects by Fund		
Fund	FY22 Carryforward	FY23
GENERAL FUND TOTAL	-	1,079,300
IMPACT FEE FUND TOTAL	-	60,000
COUNTY GAS TAX FUND TOTAL	-	535,000
PENNY FUND TOTAL	35,000	4,578,360
ARPA FUND TOTAL	-	6,125,000
CRA FUND TOTAL	125,000	535,000
SOLID WASTE FUND TOTAL	-	1,006,542
WATER/WW FUND TOTAL	500,000	9,040,452
MARINA FUND TOTAL	-	104,240
STORMWATER FUND TOTAL	-	1,666,300
GOLF OPERATIONS FUND TOTAL	-	-
FLEET FUND TOTAL	-	929,574
IT SERVICES FUND TOTAL	-	377,800
UNFUNDED TOTAL	-	-
FY 2023 - FY 2028 CAPITAL IMPROVEMENTS PLAN TOTAL COSTS	\$ 660,000	\$ 26,037,568



Summary of FY 2023 - 2028 Capital Improvement Projects by Fund					
FY24	FY25	FY26	FY27	FY28	Six Year Planning Period
1,482,134	758,780	145,719	215,000	105,000	3,785,934
-	-	-	-	-	60,000
365,000	345,000	345,000	345,000	345,000	2,280,000
8,962,000	1,742,000	1,132,000	1,332,000	1,030,000	18,811,360
4,500,000	-	-	-	-	10,625,000
4,515,000	100,000	200,000	350,000	400,000	6,225,000
658,110	656,493	321,988	723,783	298,375	3,665,291
4,330,000	2,680,000	3,050,000	2,250,000	1,850,000	23,700,452
635,000	-	1,000,000	-	-	1,739,240
1,920,000	800,000	600,000	600,000	620,000	6,206,300
2,000,000	-	-	-	-	2,000,000
1,290,300	1,038,712	1,633,800	1,244,983	607,500	6,744,869
130,650	131,650	147,950	150,050	76,200	1,014,300
2,000,000	-	-	-	-	2,000,000
\$ 32,788,194	\$ 8,252,635	\$ 8,576,457	\$ 7,210,816	\$ 5,332,075	\$ 88,857,746

FY 2023 - 2028 CIP Expenditures by Fund



Items that are new to the Business Plan are shown in red font.

Projects with multiple funding sources are shaded in gray.

FY 2023 - 2028 Capital Improvement Projects by Fund						
GOAL #	Project Name	Project Status	Lead Department	Fund	FY22 Carryforward	FY23
1	ADA 15 Passenger Van	Existing	Parks & Recreation	General	-	Future Year Impact
2	Citywide Exterior Facilities Painting - Hale Center	Existing	PW- Facilities	General	-	60,000
4	Citywide HVAC Replacements - Fire Admin	Existing	PW- Facilities	General	-	35,000
4	Citywide HVAC Replacements - FS #60 Dayroom/Kitchen	Existing	PW- Facilities	General	-	18,000
4	Citywide HVAC Replacements - FS #62 Dayroom	Existing	PW- Facilities	General	-	Future year Impact
4	Citywide Roof Replacements - Community Center	Existing	PW- Facilities	General	-	Future Year Impact
4	Citywide Roof Replacements - Fine Arts Center	Existing	PW- Facilities	General	-	Future Year Impact
4	Citywide Roof Replacements - Hale Center	Existing	PW- Facilities	General	-	270,000
4	Citywide Roof Replacements - Library	Existing	PW- Facilities	General	-	350,000
2	Community Center Floors	Existing	Parks & Recreation	General	-	110,000
1	Court Resurfacing	Existing	Parks & Recreation	General	-	60,000
1	Dunedin Public Library Playground	Existing	Library	General	-	50,000
4	Electrical Distribution (Power Grid) Assessment	Existing	City Manager	General	-	-
6	Fire Training Center, Training Tower / Burn Building	Existing	Fire	General	-	Unfunded
5	Fireboat 60 Engine Repower	New	Fire	General	-	Future Year Impact
1	Fisher Tennis Court Lights	Existing	Parks & Recreation	General	-	Future Year Impact
2	Library Back Area Carpeting	New	Library	General	-	43,000
5	New Website, Cloud Systems, Open Forms, Set Up & Training	Existing	Communications	General	-	42,500
2	Park Pavilion Replacement	Existing	Parks & Recreation	General	-	Future Year Impact
2	Patricia Corridor Enhancements	Existing	Economic & Housing Dev	General	-	Prior Year Carryforward
2	Purple Heart Park Renovation	New	Parks & Recreation	General	-	Future Year Impact
1	Sindoon/Rotary Stage	Existing	Parks & Recreation	General	-	Unfunded
2	SR 580 Mast Arm Repainting	Existing	PW- Engineering	General	-	Future Year Impact
6	Station 60 Kitchen Renovation	New	Fire	General	-	40,800
6	Station 62 Kitchen Renovation	New	Fire	General	-	Future Year Impact
2	Stirling Park Driving Range Lights	Existing	Parks & Recreation	General	-	Future Year Impact
1	Stirling Skate Park Street Course	New	Parks & Recreation	General	-	Future Year Impact
2	Study and Enhance Street Lighting	Existing	PW- Streets	General	-	Future year Impact
6	Tethered Drone	New	Fire	General	-	Future Year Impact
3	Weaver Park Seawall	New	Parks & Recreation	General	-	Future Year Impact
1	Weaver Pier Redecking	New	Parks & Recreation	General	-	Future Year Impact
4	Weybridge Woods Bridge Removal	Existing	PW- Engineering	General	-	Future Year Impact
GENERAL FUND TOTAL					\$ -	\$ 1,079,300
2	Pedestrian Safety Crossing Improvements - Various Locations	Existing	PW- Engineering	Impact	-	60,000
IMPACT FEE FUND TOTAL					\$ -	\$ 60,000
3	City Sidewalk Inspection & Maintenance Program	Existing	PW- Streets	CGT	-	225,000

FY24	FY25	FY26	FY27	FY28	Six Year Planning Period	Type
-	-	-	40,000	-	40,000	CIP
-	-	-	-	-	60,000	CIP
-	-	-	-	-	35,000	CIP
-	-	-	-	-	18,000	CIP
25,000	-	-	-	-	25,000	CIP
500,000	-	-	-	-	500,000	CIP
225,000	-	-	-	-	225,000	CIP
-	-	-	-	-	270,000	CIP
-	-	-	-	-	350,000	CIP
-	-	-	-	-	110,000	CIP
60,000	-	25,000	25,000	25,000	195,000	CIP
-	-	-	-	-	50,000	CIP
-	-	-	-	-	-	CIP
-	-	-	-	-	-	CIP
-	60,000	-	-	-	60,000	CIP
125,000	-	-	-	-	125,000	CIP
-	-	-	-	-	43,000	CIP
36,934	38,780	40,719	-	-	158,934	CIP
250,000	-	80,000	150,000	80,000	560,000	CIP
20,000	-	-	-	-	20,000	CIP
100,000	-	-	-	-	100,000	CIP
-	-	-	-	-	-	CIP
-	125,000	-	-	-	125,000	CIP
-	-	-	-	-	40,800	CIP
48,200	-	-	-	-	48,200	CIP
50,000	-	-	-	-	50,000	CIP
-	200,000	-	-	-	200,000	CIP
-	25,000	-	-	-	25,000	CIP
42,000	-	-	-	-	42,000	CIP
-	150,000	TBD	-	-	150,000	CIP
-	150,000	-	-	-	150,000	CIP
-	10,000	-	-	-	10,000	CIP
\$ 1,482,134	\$ 758,780	\$ 145,719	\$ 215,000	\$ 105,000	\$ 3,785,934	
-	-	-	-	-	60,000	CIP
\$ -	\$ -	\$ -	\$ -	\$ -	\$ 60,000	
75,000	75,000	75,000	75,000	75,000	600,000	CIP

Items that are new to the Business Plan are shown in red font.

Projects with multiple funding sources are shaded in gray.

FY 2023 - 2028 Capital Improvement Projects by Fund						
GOAL #	Project Name	Project Status	Lead Department	Fund	FY22 Carryforward	FY23
2	Pavement Management Program	Existing	PW- Streets	CGT	-	310,000
COUNTY GAS TAX FUND TOTAL					\$ -	\$ 535,000
1	Athletic Field Renovation	Existing	Parks & Recreation	Penny	-	100,000
2	Brick Streets Program	New	PW- Streets	Penny	-	602,000
4	Citywide Parking Lot Resurfacing - Marina	Existing	PW- Engineering	Penny	-	156,360
2	Coca-Cola Property Adaptive Reuse	Existing	Economic & Housing Dev	Penny	-	Future Year Impact
2	Community Center Parking Lot	Existing	Parks & Recreation	Penny	-	Future Year Impact
1	Dog Park	Existing	Parks & Recreation	Penny	-	300,000
1	Gladys Douglas Preserve Development	Existing	Parks & Recreation	Penny	-	650,000
1	Highlander Pool Replacement	Existing	Parks & Recreation	Penny	-	Future Year Impact
2	Milwaukee Avenue Streetscape/Parking	Existing	Economic & Housing Dev	Penny	35,000	Prior Year Carryforward
1	Parking Garage	Existing	Economic & Housing Dev	Penny	-	1,200,000
2	Patricia Corridor Enhancements	Existing	Economic & Housing Dev	Penny	-	155,000
2	Pavement Management Program	Existing	PW- Streets	Penny	-	690,000
2	Playground Equipment Replacement	Existing	Parks & Recreation	Penny	-	125,000
3	Pram Shed Replacement	Existing	Parks & Recreation	Penny	-	600,000
2	Skinner Boulevard Improvements	Existing	Economic & Housing Dev	Penny	-	Future year Impact
PENNY FUND TOTAL					\$ 35,000	\$ 4,578,360
5	Broadband Internet Fiber Cable Infrastructure	New	IT Services	ARPA	-	1,675,000
5	Cybersecurity Training & Equipment	New	IT Services	ARPA	-	Prior Year Carryforward
1	Dunedin Golf Club Renovation and Transition Plan	New	Parks & Recreation	ARPA	-	2,000,000
1	Dunedin Public Library Playground	Existing	Library	ARPA	-	50,000
1	Highlander Pool Replacement	Existing	Parks & Recreation	ARPA	-	2,000,000
1	Pickleball Courts	Existing	Parks & Recreation	ARPA	-	400,000
2	Skinner Boulevard Improvements	Existing	Economic & Housing Dev	ARPA	-	Future Year Impact
ARPA FUND TOTAL					\$ -	\$ 6,125,000
2	Downtown Alleyway Enhancements Initiatives	Existing	Economic & Housing Dev	CRA	-	Future Year Impact
1	Downtown Landscaping Project	Existing	Parks & Recreation	CRA	-	Prior Year Carryforward
1	Downtown Median Removal	Existing	Economic & Housing Dev	CRA	-	15,000
2	Downtown Pavers, Walkability & Enhancements	Existing	Economic & Housing Dev	CRA	-	300,000
1	Existing City Hall Adaptive Reuse	Existing	Economic & Housing Dev	CRA	-	20,000
1	Highland Streetscape	Existing	Economic & Housing Dev	CRA	-	Future Year Impact
1	Highland/Louden/Virginia Streetscape	Existing	Economic & Housing Dev	CRA	125,000	Prior Year Carryforward
1	Mast Arm Bass and Main	Existing	Economic & Housing Dev	CRA	-	Future Year Impact
1	Parking Garage	Existing	Economic & Housing Dev	CRA	-	Future Year Impact
2	Skinner Boulevard Improvements	Existing	Economic & Housing Dev	CRA	-	200,000

FY24	FY25	FY26	FY27	FY28	Six Year Planning Period	Type
290,000	270,000	270,000	270,000	270,000	1,680,000	CIP
\$ 365,000	\$ 345,000	\$ 345,000	\$ 345,000	\$ 345,000	\$ 2,280,000	
-	-	-	100,000	100,000	300,000	CIP
302,000	302,000	302,000	302,000	-	1,810,000	CIP
-	-	-	-	-	156,360	CIP
300,000	300,000	-	-	-	600,000	CIP
-	350,000	-	-	-	350,000	CIP
-	-	-	-	-	300,000	CIP
650,000	-	-	-	-	1,300,000	CIP
4,500,000	-	-	-	-	4,500,000	CIP
-	-	-	-	-	35,000	CIP
1,500,000	-	-	-	-	2,700,000	CIP
-	-	-	-	-	155,000	CIP
710,000	730,000	730,000	730,000	730,000	4,320,000	CIP
-	60,000	100,000	200,000	200,000	685,000	CIP
-	-	-	-	-	600,000	CIP
1,000,000	-	-	-	-	1,000,000	CIP
\$ 8,962,000	\$ 1,742,000	\$ 1,132,000	\$ 1,332,000	\$ 1,030,000	\$ 18,811,360	
1,000,000	-	-	-	-	2,675,000	CIP
-	-	-	-	-	-	CIP
-	-	-	-	-	2,000,000	CIP
-	-	-	-	-	50,000	CIP
2,000,000	-	-	-	-	4,000,000	CIP
-	-	-	-	-	400,000	CIP
1,500,000	-	-	-	-	1,500,000	CIP
\$ 4,500,000	\$ -	\$ -	\$ -	\$ -	\$ 10,625,000	
-	-	-	150,000	-	150,000	CIP
-	-	-	-	-	-	CIP
15,000	-	-	-	-	30,000	CIP
125,000	100,000	200,000	-	-	725,000	CIP
-	-	-	-	-	20,000	CIP
-	-	-	-	200,000	200,000	CIP
-	-	-	-	-	125,000	CIP
300,000	-	-	-	-	300,000	CIP
1,500,000	-	-	-	-	1,500,000	CIP
2,500,000	-	-	-	-	2,700,000	CIP

Items that are new to the Business Plan are shown in red font.

Projects with multiple funding sources are shaded in gray.

FY 2023 - 2028 Capital Improvement Projects by Fund						
GOAL #	Project Name	Project Status	Lead Department	Fund	FY22 Carryforward	FY23
1	Skinner Boulevard, New York Ave Entry Way	Existing	Economic & Housing Dev	CRA	-	Future Year Impact
1	Underground Utilities in Downtown	Existing	Economic & Housing Dev	CRA	-	Future Year Impact
CRA FUND TOTAL					\$ 125,000	\$ 535,000
4	Citywide HVAC Replacements - Solid Waste	Existing	PW- Facilities	Solid Waste	-	30,000
4	Fleet Replacements- Solid Waste Collection Trucks	Existing	PW- Fleet	Solid Waste	-	976,542
SOLID WASTE FUND TOTAL					\$ -	\$ 1,006,542
4	Curlw Road Water Main Replacement	Existing	PW- Water/WW	Water/WW	-	Future Year Impact
4	Lift Station #20 Repair/Replacement	Existing	PW- Water/WW	Water/WW	-	178,452
4	Lift Station #32 Repair/Replacement	Existing	PW- Water/WW	Water/WW	-	Prior Year Carryforward
4	Lofty Pine estates- Septic to Sewer Project	Existing	PW- Water/WW	Water/WW	-	850,000
4	Manhole Lining Project	Existing	PW- Water/WW	Water/WW	-	100,000
4	Offsite Potable Water Storage Site Valve Replacement	Existing	PW- Water/WW	Water/WW	-	75,000
4	Pipe Lining Project	Existing	PW- Water/WW	Water/WW	-	1,000,000
4	Ranchwood Drive S & Hitching Post Lane Water Main Replacement	Existing	PW- Water/WW	Water/WW	-	325,000
4	Raw Water Transmission Line Pigging	New	PW- Water/WW	Water/WW	-	200,000
4	Reclaimed Water Distribution System Master Plan	Existing	PW- Water/WW	Water/WW	-	Future Year Impact
4	San Christopher Reclaim Storage Tanks	New	PW- Water/WW	Water/WW	-	Unfunded
4	Wastewater Collections Bypass Pump	New	PW- Water/WW	Water/WW	-	50,000
4	Wastewater Lift Station Force Main Replacements	Existing	PW- Water/WW	Water/WW	-	Prior Year Carryforward
4	Wastewater Lift Stations Pump Replacement	New	PW- Water/WW	Water/WW	-	150,000
4	Wastewater Lift Stations Rehabilitation	Existing	PW- Water/WW	Water/WW	-	500,000
4	Wastewater Plant Admin Building Hardening / Renovation	New	PW- Water/WW	Water/WW	-	50,000
4	Wastewater Treatment Plant 10,000 Gallon Diesel Fuel Storage Tank On Site	New	PW- Water/WW	Water/WW	-	275,000
4	Wastewater Treatment Plant Chlorine Contact Basin Rehabilitation & Cover Project	Existing	PW- Water/WW	Water/WW	-	Prior Year Carryforward
4	Wastewater Treatment Plant Electrical System Upgrade	Existing	PW- Water/WW	Water/WW	-	4,118,000
4	Wastewater Treatment Plant Facility 8, Filter Media and Basin Rehabilitation Project	Existing	PW- Water/WW	Water/WW	-	Future Year Impact
4	Wastewater Treatment Plant Outfall Piping Repair	Existing	PW- Water/WW	Water/WW	500,000	Prior Year Carryforward
4	Wastewater Treatment Plant Re-Aeration Basin Renovation	Existing	PW- Water/WW	Water/WW	-	50,000
4	Wastewater Treatment Plant Reclaim Storage Tank On Site	New	PW- Water/WW	Water/WW	-	Unfunded
4	Wastewater Treatment Plant SCADA System Upgrade	Existing	PW- Water/WW	Water/WW	-	419,000
4	Water Plant Admin Building Hardening / Renovation	Existing	PW- Water/WW	Water/WW	-	Prior Year Carryforward
4	Water Production Well Facilities	Existing	PW- Water/WW	Water/WW	-	500,000
4	Water Treatment Plant Standby/ Emergency Generator Replace	Existing	PW- Water/WW	Water/WW	-	Future Year Impact
4	Willow Wood Village Water Main Replacements	Existing	PW- Water/WW	Water/WW	-	200,000
WATER/WW FUND TOTAL					\$ 500,000	\$ 9,040,452
3	Brady Box Culvert	Existing	PW- Stormwater	Stormwater	-	65,000

FY24	FY25	FY26	FY27	FY28	Six Year Planning Period	Type
-	-	-	-	200,000	200,000	CIP
75,000	-	-	200,000	-	275,000	CIP
\$ 4,515,000	\$ 100,000	\$ 200,000	\$ 350,000	\$ 400,000	\$ 6,225,000	
-	-	-	-	-	30,000	CIP
658,110	656,493	321,988	723,783	298,375	3,635,291	CIP
\$ 658,110	\$ 656,493	\$ 321,988	\$ 723,783	\$ 298,375	\$ 3,665,291	
-	-	-	-	100,000	100,000	CIP
-	-	-	-	-	178,452	CIP
-	-	-	-	-	-	CIP
-	-	-	-	-	850,000	CIP
100,000	100,000	100,000	100,000	100,000	600,000	CIP
-	-	-	-	-	75,000	CIP
1,000,000	1,000,000	1,000,000	1,000,000	1,000,000	6,000,000	CIP
-	-	-	-	-	325,000	CIP
-	-	-	-	-	200,000	CIP
-	-	50,000	-	-	50,000	CIP
-	-	-	-	-	-	CIP
-	-	-	-	-	50,000	CIP
-	-	-	-	-	-	CIP
150,000	150,000	150,000	150,000	150,000	900,000	CIP
500,000	500,000	500,000	500,000	500,000	3,000,000	CIP
-	-	-	-	-	50,000	CIP
-	-	-	-	-	275,000	CIP
-	-	-	-	-	-	CIP
-	-	-	-	-	4,118,000	CIP
1,650,000	-	-	-	-	1,650,000	CIP
-	-	-	-	-	500,000	CIP
-	-	-	-	-	50,000	CIP
-	-	-	-	-	-	CIP
-	-	-	-	-	419,000	CIP
-	-	-	-	-	-	CIP
930,000	930,000	500,000	500,000	-	3,360,000	CIP
-	-	750,000	-	-	750,000	CIP
-	-	-	-	-	200,000	CIP
\$ 4,330,000	\$ 2,680,000	\$ 3,050,000	\$ 2,250,000	\$ 1,850,000	\$ 23,700,452	
-	-	-	-	-	65,000	CIP

Items that are new to the Business Plan are shown in red font.

Projects with multiple funding sources are shaded in gray.

FY 2023 - 2028 Capital Improvement Projects by Fund						
GOAL #	Project Name	Project Status	Lead Department	Fund	FY22 Carryforward	FY23
2	Brick Streets Program	New	PW- Streets	Stormwater	-	50,000
3	Buena Vista Drive Drainage Improvements	Existing	PW- Stormwater	Stormwater	-	71,300
2	Citywide Exterior Facilities Painting - Public Services	Existing	PW- Facilities	Stormwater	-	Future Year Impact
3	Gabion Repair & Replacement Program	Existing	PW- Stormwater	Stormwater	-	730,000
2	Pavement Management Program	Existing	PW- Streets	Stormwater	-	200,000
4	Ranchwood Drive S & Hitching Post Lane Water Main Replacement	Existing	PW- Water/WW	Stormwater	-	350,000
3	San Charles Drive Drainage Improvements	Existing	PW- Stormwater	Stormwater	-	Prior Year Carryforward
3	Santa Barbara Drive Drainage Improvements	Existing	PW- Stormwater	Stormwater	-	200,000
3	Stormwater Pipe Lining	Existing	PW- Stormwater	Stormwater	-	Prior Year Carryforward
STORMWATER FUND TOTAL					\$ -	\$ 1,666,300
4	Citywide Parking Lot Resurfacing - Marina	Existing	PW- Engineering	Marina	-	104,240
3	Dock A Repair & Replacement	Existing	Parks & Recreation	Marina	-	Future Year Impact
3	Harbormaster Building Replacement	Existing	Parks & Recreation	Marina	-	Future Year Impact
MARINA FUND TOTAL					\$ -	\$ 104,240
1	Dunedin Golf Club Renovation and Transition Plan	New	Parks & Recreation	Golf	-	Future Year Impact
GOLF OPERATIONS FUND TOTAL					\$ -	\$ -
4	Fleet Replacements	Existing	PW- Fleet	Fleet	-	679,574
6	Rescue 60	New	Fire	Fleet	-	250,000
FLEET FUND TOTAL					\$ -	\$ 929,574
6	Citywide Computer Replacements	Existing	IT Services	IT Services	-	107,800
5	Citywide Security Camera Recording Systems	Existing	IT Services	IT Services	-	85,000
5	ERP Phases 5 & 6 Hardware Devices	Existing	IT Services	IT Services	-	40,000
5	ERP Phases 5 & 6 Installation	Existing	IT Services	IT Services	-	Prior Year Carryforward
5	ERP Server Replacements	Existing	IT Services	IT Services	-	75,000
5	Network Equipment Replacements	Existing	IT Services	IT Services	-	70,000
4	Parking Sensors	New	IT Services	IT Services	-	Unfunded
IT SERVICES FUND TOTAL					\$ -	\$ 377,800
1	Parking Garage	Existing	Economic & Housing Dev	Unfunded	-	Future Year Impact
FY 2023 - FY 2028 CAPITAL IMPROVEMENTS PLAN TOTAL COSTS					\$ 660,000	\$ 26,037,568

FY24	FY25	FY26	FY27	FY28	Six Year Planning Period	Type
50,000	50,000	50,000	50,000	-	250,000	CIP
-	-	-	-	-	71,300	CIP
40,000	-	-	-	-	40,000	CIP
250,000	250,000	250,000	250,000	320,000	2,050,000	CIP
200,000	200,000	200,000	200,000	200,000	1,200,000	CIP
-	-	-	-	-	350,000	CIP
-	-	-	-	-	-	CIP
1,000,000	-	-	-	-	1,200,000	CIP
380,000	300,000	100,000	100,000	100,000	980,000	CIP
\$ 1,920,000	\$ 800,000	\$ 600,000	\$ 600,000	\$ 620,000	\$ 6,206,300	
-	-	-	-	-	104,240	CIP
635,000	-	-	-	-	635,000	CIP
-	-	1,000,000	-	-	1,000,000	CIP
\$ 635,000	\$ -	\$ 1,000,000	\$ -	\$ -	\$ 1,739,240	
2,000,000	-	-	-	-	2,000,000	CIP
\$ 2,000,000	\$ -	\$ -	\$ -	\$ -	\$ 2,000,000	
1,290,300	1,038,712	1,633,800	1,244,983	607,500	6,494,869	CIP
-	-	-	-	-	250,000	CIP
\$ 1,290,300	\$ 1,038,712	\$ 1,633,800	\$ 1,244,983	\$ 607,500	\$ 6,744,869	
130,650	131,650	147,950	150,050	76,200	744,300	CIP
-	-	-	-	-	85,000	CIP
-	-	-	-	-	40,000	CIP
-	-	-	-	-	-	CIP
-	-	-	-	-	75,000	CIP
-	-	-	-	-	70,000	CIP
-	-	-	-	-	-	CIP
\$ 130,650	\$ 131,650	\$ 147,950	\$ 150,050	\$ 76,200	\$ 1,014,300	
2,000,000	-	-	-	-	2,000,000	CIP
\$ 32,788,194	\$ 8,252,635	\$ 8,576,457	\$ 7,210,816	\$ 5,332,075	\$ 88,857,746	

FY 2023 CAPITAL IMPROVEMENT PROJECT REQUEST FORM

GENERAL FUND

Project Name: ADA 15 Passenger Van

Epic! Goal

1. Create a vibrant, cultural experience that touches the lives of our community and visitors.

At A Glance

Project Type: <u>Equipment</u>	Project Number: <u>TBD</u>
Department: <u>Parks & Recreation</u>	Project Manager: <u>Jocelyn Brodhead</u>
Service Life: <u>10 years</u>	Project Status: <u>Existing</u>
Year Project Began: _____	
Is this project associated with a Master Plan? <u>No</u>	

Project Description

All of the Parks and Recreation Department vans are 15 passenger with traditional bench seating. This project would have one van replaced with a more ADA compliant van with bus-style steps into the van, individual seats, and a high canopy to allow passengers to walk upright to their seat. These funds would supplement the existing monies in the Fleet for a replacement van to pay for the additional costs needed for an ADA van.

Project Justification

The current vans are adequate for transporting children without mobility issues. However, it is difficult for older adults or anyone with mobility issues to utilize the existing vans. Staff feel it is very important to have at least one vehicle that can better accommodate our participants. Please note, however, this may not accommodate wheelchairs. That request could be addressed in future years as additional vans are replaced.

If there has been a change from prior year please explain:

Move project to FY 27 when the oldest van is due for replacement.

Expenditure Plan	2023	2024	2025	2026	2027	2028	TOTAL
Project Costs	\$ -	\$ -	\$ -	\$ -	\$ 40,000	\$ -	\$ 40,000

Funding Plan	2023	2024	2025	2026	2027	2028	TOTAL
General Fund	\$ -	\$ -	\$ -	\$ -	\$ 40,000	\$ -	\$ 40,000
Total	\$ -	\$ -	\$ -	\$ -	\$ 40,000	\$ -	\$ 40,000

Annual Operations & Maintenance Costs (if any)	2023	2024	2025	2026	2027	2028	TOTAL
General Fund	\$ -	\$ -	\$ -	\$ -	\$ -	\$ -	\$ -

Cost Assumptions

Total Estimated Cost of Project: \$40,000 **Date of Cost Estimate:** 2/1/2020

Scope of Estimate:

FY 2023 CAPITAL IMPROVEMENT PROJECT REQUEST FORM

GENERAL FUND

Project Name: Citywide Exterior Facilities Painting

Epic! Goal

2. Create a visual sense of place.

At A Glance

Project Type:	<u>Repair & Maintenance</u>	Project Number:	<u>641803</u>
Department:	<u>PW-Facilities</u>	Project Manager:	<u>Keith Fogarty</u>
Service Life:	<u>12 years</u>	Project Status:	<u>Existing</u>
Year Project Began:	<u></u>		
Is this project associated with a Master Plan?	<u>No</u>		

Project Description

Peeling paint and discoloration on public facilities takes away from the aesthetics of the neighborhood and can lead to costly repairs in the future. City buildings have been scheduled for pressure washing and/or sand blasting, repair of cracks or defects, and sealing prior to painting.

Project Justification

The paint/sealant serves as a protective barrier to keep moisture from intruding into the stucco and block work, which in return will cause damage to progress into the interior of the building. Regularly scheduled painting will prolong the life and integrity of City buildings.

If there has been a change from prior year please explain:

Fire Station 60 will be added to FY22. FY24 will provide a projection on FY25 and forward projects.

Expenditure Plan	2023	2024	2025	2026	2027	2028	TOTAL
Project Costs							
Public Services	\$ -	\$ 40,000	\$ -	\$ -	\$ -	\$ -	\$ 40,000
Hale Center	\$ 60,000	\$ -	\$ -	\$ -	\$ -	\$ -	\$ 60,000
Total	\$ 60,000	\$ 40,000	\$ -	\$ -	\$ -	\$ -	\$ 100,000

Funding Plan	2023	2024	2025	2026	2027	2028	TOTAL
General Fund	\$ 60,000	\$ -	\$ -	\$ -	\$ -	\$ -	\$ 60,000
Stormwater Fund	\$ -	\$ 40,000	\$ -	\$ -	\$ -	\$ -	\$ 40,000
Total	\$ 60,000	\$ 40,000	\$ -	\$ -	\$ -	\$ -	\$ 100,000

Annual Operations & Maintenance Costs (if any)

	2023	2024	2025	2026	2027	2028	TOTAL
General Fund	\$ -	\$ -	\$ -	\$ -	\$ -	\$ -	\$ -

Cost Assumptions

Total Estimated Cost of Project: \$100,000 **Date of Cost Estimate:** 3/1/2022

Scope of Estimate:

FY 2023 CAPITAL IMPROVEMENT PROJECT REQUEST FORM

GENERAL FUND

Project Name: Citywide HVAC Replacements

Epic! Goal

4. Be the statewide model for environmental sustainability stewardship.

At A Glance

Project Type:	<u>Repair & Maintenance</u>	Project Number:	<u>641801</u>
Department:	<u>PW-Facilities</u>	Project Manager:	<u>Keith Fogarty</u>
Service Life:	<u>12 years</u>	Project Status:	<u>Existing</u>
Year Project Began:	<u></u>		
Is this project associated with a Master Plan?	<u>No</u>		

Project Description

This project provides for the programmed replacement of HVAC systems that have met or exceeded their life expectancy.

Project Justification

Review of existing units and current expectant life, as well as efficiencies have led to the recommended FY22 revisions.

If there has been a change from prior year please explain:

FY23- Solid Waste, Fire Station 60 & Fire Admin. FY 24 - Fire Station 62. FY23 will provide a revised comprehensive review of energy-saving replacement units for FY24 and forward.

Expenditure Plan	2023	2024	2025	2026	2027	2028	TOTAL
Project Costs							
Solid Waste	\$ 30,000	\$ -	\$ -	\$ -	\$ -	\$ -	\$ 30,000
Fire Station 60 Dayro	\$ 18,000	\$ -	\$ -	\$ -	\$ -	\$ -	\$ 18,000
Fire Admin	\$ 35,000	\$ -	\$ -	\$ -	\$ -	\$ -	\$ 35,000
Fire Station 62 Dayro	\$ -	\$ 25,000	\$ -	\$ -	\$ -	\$ -	\$ 25,000
Total	\$ 83,000	\$ 25,000	\$ -	\$ -	\$ -	\$ -	\$ 108,000

Funding Plan	2023	2024	2025	2026	2027	2028	TOTAL
General Fund	\$ 53,000	\$ 25,000	\$ -	\$ -	\$ -	\$ -	\$ 78,000
Solid Waste Fund	\$ 30,000	\$ -	\$ -	\$ -	\$ -	\$ -	\$ 30,000
Total	\$ 83,000	\$ 25,000	\$ -	\$ -	\$ -	\$ -	\$ 108,000

Annual Operations & Maintenance Costs (if any)

	2023	2024	2025	2026	2027	2028	TOTAL
General Fund	\$ -	\$ -	\$ -	\$ -	\$ -	\$ -	\$ -

Cost Assumptions

Total Estimated Cost of Project: \$108,000 **Date of Cost Estimate:** 3/1/2022

Scope of Estimate:

FY 2023 CAPITAL IMPROVEMENT PROJECT REQUEST FORM

GENERAL FUND

Project Name: Citywide Roof Replacements

Epic! Goal

4. Be the statewide model for environmental sustainability stewardship.

At A Glance

Project Type: <u>Rehabilitation</u>	Project Number: <u>641802</u>
Department: <u>PW-Facilities</u>	Project Manager: <u>Keith Fogarty</u>
Service Life: <u>20-30 years</u>	Project Status: <u>Existing</u>
Year Project Began: _____	
Is this project associated with a Master Plan? <u>No</u>	

Project Description

Several facilities have been identified to have their roof replacements within the next several years due to frequent repairs or life expectancy.

Project Justification

FY23 has the Hale Center existing shingle roof being upgraded to a standing seam metal roof with a life expectancy of 35 years. The Community Center roof following the replacement of the HVAC rooftop units will have its standing seam fabric roof replaced. In FY 24 the DFAC will have sections of its standing seam metal roof and portions of its fabric roof replaced.

If there has been a change from prior year please explain:

The Library roof has been moved from FY22 to FY23. In FY 23 a comprehensive review of all city roofs will be completed for FY24 and forward replacements.

Expenditure Plan	2023	2024	2025	2026	2027	2028	TOTAL
Project Costs							
Community Center	\$ -	\$ 500,000	\$ -	\$ -	\$ -	\$ -	\$ 500,000
Hale Center	\$ 270,000	\$ -	\$ -	\$ -	\$ -	\$ -	\$ 270,000
Fine Arts Center	\$ -	\$ 225,000	\$ -	\$ -	\$ -	\$ -	\$ 225,000
Library	\$ 350,000	\$ -	\$ -	\$ -	\$ -	\$ -	\$ 350,000
Total	\$ 620,000	\$ 725,000	\$ -	\$ -	\$ -	\$ -	\$ 1,345,000

Funding Plan	2023	2024	2025	2026	2027	2028	TOTAL
General Fund	\$ 620,000	\$ 725,000	\$ -	\$ -	\$ -	\$ -	\$ 1,345,000
Total	\$ 620,000	\$ 725,000	\$ -	\$ -	\$ -	\$ -	\$ 1,345,000

Annual Operations & Maintenance Costs (if any)

	2023	2024	2025	2026	2027	2028	TOTAL
General Fund	\$ -	\$ -	\$ -	\$ -	\$ -	\$ -	\$ -

Cost Assumptions

Total Estimated Cost of Project: \$1,345,000 **Date of Cost Estimate:** 6/22/2022

Scope of Estimate: _____

FY 2023 CAPITAL IMPROVEMENT PROJECT REQUEST FORM

GENERAL FUND

Project Name: Community Center Floors

Epic! Goal

2. Create a visual sense of place.

At A Glance

Project Type:	<u>Replacement</u>	Project Number:	<u>TBD</u>
Department:	<u>Parks & Recreation</u>	Project Manager:	<u>Angel Trueblood</u>
Service Life:	<u>15+ years</u>	Project Status:	<u>Existing</u>
Year Project Began:	<u>2022</u>		
Is this project associated with a Master Plan? <u>No</u>			

Project Description

Replace VCT and concrete flooring in lobby, hallways (except hallway to Music Room), Community Room, Aberdeen Room, and Kids Place at the Community Center.

Project Justification

Flooring in the above mentioned areas is original to the facility's construction 2007 and is showing significant wear and tear. The classroom VCT flooring is worn down beyond normal waxing maintenance and has scratched tiles. The painted concrete is need of repairs and repainting throughout the facility.

If there has been a change from prior year please explain:

Costs have increased.

Expenditure Plan	2023	2024	2025	2026	2027	2028	TOTAL
Project Costs	\$ 110,000	\$ -	\$ -	\$ -	\$ -	\$ -	\$ 110,000

Funding Plan	2023	2024	2025	2026	2027	2028	TOTAL
General Fund	\$ 110,000	\$ -	\$ -	\$ -	\$ -	\$ -	\$ 110,000
Total	\$ 110,000	\$ -	\$ -	\$ -	\$ -	\$ -	\$ 110,000

Annual Operations & Maintenance Costs (if any)	2023	2024	2025	2026	2027	2028	TOTAL
General Fund	\$ -	\$ -	\$ -	\$ -	\$ -	\$ -	\$ -

Cost Assumptions

Total Estimated Cost of Project: \$110,000 **Date of Cost Estimate:** 2/1/2022

Scope of Estimate:

Estimate obtained by current flooring contractor

FY 2023 CAPITAL IMPROVEMENT PROJECT REQUEST FORM

GENERAL FUND

Project Name: Court Resurfacing

Epic! Goal

1. Create a vibrant, cultural experience that touches the lives of our community and visitors.

At A Glance

Project Type:	<u>Repair & Maintenance</u>	Project Number:	<u>429506</u>
Department:	<u>Parks & Recreation</u>	Project Manager:	<u>Chris Hoban</u>
Service Life:	<u>7 years</u>	Project Status:	<u>Existing</u>
Year Project Began:	<u></u>		
Is this project associated with a Master Plan?	<u>No</u>		

Project Description

The Parks & Recreation Department maintains 14 outdoor courts including 11 tennis courts and 3 basketball courts. Outdoor courts require regular maintenance (every 7-8 years) to repair cracks that develop in the surface.

Project Justification

Regular court resurfacing ensures a smooth and safe playing surface with adequate traction free of trip hazards. A completely new playing surface will need to be installed approximately every 20 years. FY22 funds are to do a complete replacement of the Elizabeth Skinner basketball courts. Future projects include Fisher Tennis Courts and Eagle Scout Park.

If there has been a change from prior year please explain:

Expenditure Plan	2023	2024	2025	2026	2027	2028	TOTAL
Project Costs	\$ 60,000	\$ 60,000	\$ -	\$ 25,000	\$ 25,000	\$ 25,000	\$ 195,000

Funding Plan	2023	2024	2025	2026	2027	2028	TOTAL
General Fund	\$ 60,000	\$ 60,000	\$ -	\$ 25,000	\$ 25,000	\$ 25,000	\$ 195,000
Total	\$ 60,000	\$ 60,000	\$ -	\$ 25,000	\$ 25,000	\$ 25,000	\$ 195,000

Annual Operations & Maintenance Costs (if any)

	2023	2024	2025	2026	2027	2028	TOTAL
General Fund	\$ -	\$ -	\$ -	\$ -	\$ -	\$ -	\$ -

Cost Assumptions

Total Estimated Cost of Project: _____ **Date of Cost Estimate:** 3/25/2022

Scope of Estimate:

Cost based on similar project in FY 2022

FY 2023 CAPITAL IMPROVEMENT PROJECT REQUEST FORM

GENERAL FUND

Project Name: Dunedin Public Library Playground

Epic! Goal

1. Create a vibrant, cultural experience that touches the lives of our community and visitors.

At A Glance

Project Type:	<u>Repair & Maintenance</u>	Project Number:	<u>412101</u>
Department:	<u>Library</u>	Project Manager:	<u>Phyllis Gorshe / Lanie Sheets</u>
Service Life:	<u>12 years</u>	Project Status:	<u>Existing</u>
Year Project Began:	<u></u>		
Is this project associated with a Master Plan?	<u>No</u>		

Project Description

The current Dunedin Public Library playground was installed in 2010 with funding from the Dunedin Friends of the Library, City of Dunedin General Fund, and numerous donors. A typical playground has a lifespan of 10-15 years. The Dunedin Friends of the Library and other stakeholder groups/donors would fundraise in order to fund all of the demo, removal, new playground equipment, installation and labor for the Library. Due to COVID 19 and fundraising concerns, the project needs to be moved to the next fiscal year, 2023. The library is currently looking at grants to help supplement the fundraising of the Friends of the Library. We will work with Parks and Recreation on the bids and recommendations of playground equipment. In addition, Parks and Recreation regularly monitors the current structure for quality and safety. The City of Dunedin also allocated \$50,000 in ARPA funding toward the project.

Project Justification

This project will meet the EPIC goals 1 & 2. As the playground equipment is showing its age, it is important that we replace the structure for the safety and enjoyment of our library patrons.

If there has been a change from prior year please explain:

The project was originally planned for 2021, but due to COVID19, the Friends of the Library had to reevaluate their fundraising due to limited income with the book store being closed and no large events such as the annual book sale. Fundraising has started and the City of Dunedin has designated \$50,000 in ARPA funding to this project. The project may not be completed in FY 2022 so the CIP is being submitted for FY 2023.

Expenditure Plan	2023	2024	2025	2026	2027	2028	TOTAL
Project Costs	\$ 100,000	\$ -	\$ -	\$ -	\$ -	\$ -	\$ 100,000

Funding Plan	2023	2024	2025	2026	2027	2028	TOTAL
General Fund	\$ 50,000	\$ -	\$ -	\$ -	\$ -	\$ -	\$ 50,000
ARPA Fund	\$ 50,000	\$ -	\$ -	\$ -	\$ -	\$ -	\$ 50,000
Total	\$ 100,000	\$ -	\$ -	\$ -	\$ -	\$ -	\$ 100,000

Annual Operations & Maintenance Costs (if any)

	2023	2024	2025	2026	2027	2028	TOTAL
General Fund	\$ -	\$ -	\$ -	\$ -	\$ -	\$ -	\$ -

Cost Assumptions

Total Estimated Cost of Project: \$100,000 **Date of Cost Estimate:** 1/31/2022

Scope of Estimate:

Rep Services Inc. gave Parks and Recreation an estimate of existing equipment demolition, new equipment installation, freight, and new surfacing. It was determined that we would estimate \$100,000 and adjust the equipment to meet the budget. The most recent proposal with no adjustments from one company was \$144,296. The Friends would like to keep budget at \$100,000.

FY 2023 CAPITAL IMPROVEMENT PROJECT REQUEST FORM

GENERAL FUND

Project Name: Electrical Distribution (Power Grid) Assessment

Epic! Goal

4. Be the statewide model for environmental sustainability stewardship.

At A Glance

Project Type: <u>Infrastructure</u>	Project Number: <u>TBD</u>
Department: <u>City Manager</u>	Project Manager: <u>Jorge Quintas</u>
Service Life: <u>25 years</u>	Project Status: <u>Existing</u>
Year Project Began: _____	
Is this project associated with a Master Plan? <u>No</u>	

Project Description

The scope of this project is to hire a specialty consultant, in order to provide an independent assessment of the reliability, vulnerability, and resilience of the City's electrical distribution power grid infrastructure owned and operated by Duke Energy.

-Recommend removing this project from the CIP.

-Duke Energy presented to the Commission during the 2/15/22 workshop with an update on their system-wide improvements (past/present/future).

-Efforts continue forward to renew the Duke Franchise Agreement before July 2022.

Project Justification

Weather, accidents, or aging equipment can cause localized or system wide failures. Technology and power distribution strategies will provide a more robust and resilient infrastructure in the future. The ability of a system to be resilient, will not only reduce the likelihood of outages, but will also will limit the scope and impact of outages when they do occur. Prolonged outages result in tangible economic losses to the business community, the inability for the City & Pinellas County Sheriff's Office to provide local governmental services including social services and relief efforts, and delays the return to normalcy post catastrophic event.

If there has been a change from prior year please explain:

Funding has been removed for this project.

Expenditure Plan	2023	2024	2025	2026	2027	2028	TOTAL
Project Costs	\$ -	\$ -	\$ -	\$ -	\$ -	\$ -	\$ -

Funding Plan	2023	2024	2025	2026	2027	2028	TOTAL
General Fund	\$ -	\$ -	\$ -	\$ -	\$ -	\$ -	\$ -
Total	\$ -	\$ -	\$ -	\$ -	\$ -	\$ -	\$ -

Annual Operations & Maintenance Costs (if any)	2023	2024	2025	2026	2027	2028	TOTAL
General Fund	\$ -	\$ -	\$ -	\$ -	\$ -	\$ -	\$ -

Cost Assumptions

Total Estimated Cost of Project: _____ **Date of Cost Estimate:** _____

Scope of Estimate:

FY 2023 CAPITAL IMPROVEMENT PROJECT REQUEST FORM

GENERAL FUND

Project Name: FIRE TRAINING CENTER, TRAINING TOWER/BURN BUILDING

Epic! Goal

6. Be a premier employer by fostering a diverse, highly engaged workforce through employee recruitment and attraction, workforce retention, employee development and inclusion initiatives.

At A Glance

Project Type: <u>Infrastructure</u>	Project Number: _____
Department: <u>Fire</u>	Project Manager: <u>Chief Jeff Parks</u>
Service Life: <u>20 years</u>	Project Status: <u>Existing</u>
Year Project Began: _____	
Is this project associated with a Master Plan? <u>No</u>	

Project Description

The City has constructed a Fire Training Center (FTC)/Emergency Operations Center (EOC) building at 2835 Belcher Rd. The property to the rear of this building has been set aside for a training tower/burn building. This project would include a three story metal building that would allow for multiple fire/rescue training purposes. The proposed building would include two burn rooms that enable firefighters to gain realistic training on fire behavior and attack. This building would be used by various north County fire departments in our coordinated training system and law enforcement as necessary. The City would have to add a City fire hydrant to the rear of the property. The cost breakdown for the desired structure and preparation includes \$344,000 for materials, \$300,000 for labor, \$75,000 for the foundation, \$21,000 for freight, \$100,000 for architectural design, \$50,000 for permits, \$150,000 for concrete pavement, \$35,000 for a City hydrant.

Project Justification

The Fire Department has been rated as a Class "2" Insurance Services Office (ISO) department. To maintain or improve this rating, fire departments are required to train a minimum of 18 hours/year/firefighter on a training grounds that includes a drill tower and live fire training structure (The proposed structure includes both). This would require a minimum of six trips to the SPC training facility on 49th St in Pinellas Park or the Clearwater Fire training facility on Belcher Rd in Clearwater. Both facilities are extremely busy and availability is limited. This will additionally benefit the City by having our firefighters stay local and be available to quick response as needed as well as reduce travel time, fuel costs and wear-n-tear on apparatus.

If there has been a change from prior year please explain:

As recent as 2016, this project was a part of the CIP plan for the City but was removed due to lack of funding. The City has twice requested funding assistance from the State of Florida but were unsuccessful. A search for other alternative funding sources and grants are actively being researched. Project is unfunded at this time.

Expenditure Plan	2023	2024	2025	2026	2027	2028	TOTAL
Project Costs	UNFUNDED	\$ -	\$ -	\$ -	\$ -	\$ -	\$ -

Funding Plan	2023	2024	2025	2026	2027	2028	TOTAL
General Fund	UNFUNDED	\$ -	\$ -	\$ -	\$ -	\$ -	\$ -
Total	\$ -	\$ -	\$ -	\$ -	\$ -	\$ -	\$ -

Annual Operations & Maintenance Costs (if any)	2023	2024	2025	2026	2027	2028	TOTAL
General Fund	\$ -	\$ -	\$ -	\$ -	\$ -	\$ -	\$ -

Cost Assumptions

Total Estimated Cost of Project: \$1,100,000 **Date of Cost Estimate:** 4/20/2021

Scope of Estimate: _____

FY 2023 CAPITAL IMPROVEMENT PROJECT REQUEST FORM

GENERAL FUND

Project Name: Fireboat 60 Engine Repower

Epic! Goal

5. Enhance community relationship strategies that strengthen inclusiveness, respect, transparency and collaborative engagement.

At A Glance

Project Type: <u>Repair & Maintenance</u>	Project Number: _____
Department: <u>Fire</u>	Project Manager: <u>Chief Jeff Parks</u>
Service Life: _____	Project Status: <u>New</u>
Year Project Began: _____	
Is this project associated with a Master Plan? <u>No</u>	

Project Description

Repower the two Yamaha 200 hp outboard engines on Fireboat 60 in FY25. The estimated cost of each motor is \$20,000. Labor and inflation were figured into the total cost of \$60,000 to purchase in FY25.

Project Justification

The Fireboat was delivered to the City on March 24, 2015 and is currently experiencing additional maintenance costs as the vessel ages. One motor recently had the lower unit replaced and it is expected that the second motor will have the same issue soon. Much of the research on engine life spans gives the expectancy of 1,500 - 3,000 hours. The fireboat currently has just over 1,000 hours of use on it. These motors are subjected to emergency conditions which require a quick start and high speeds to get to a scene. Many times the boat is operating in shallow salt water conditions which ages the motor faster than in normal conditions.

If there has been a change from prior year please explain:

Expenditure Plan	2023	2024	2025	2026	2027	2028	TOTAL
Project Costs	\$ -	\$ -	\$ 60,000	\$ -	\$ -	\$ -	\$ 60,000

Funding Plan	2023	2024	2025	2026	2027	2028	TOTAL
General Fund	\$ -	\$ -	\$ 60,000	\$ -	\$ -	\$ -	\$ 60,000
Total	\$ -	\$ -	\$ 60,000	\$ -	\$ -	\$ -	\$ 60,000

Annual Operations & Maintenance Costs (if any)	2023	2024	2025	2026	2027	2028	TOTAL
General Fund	\$ -	\$ -	\$ -	\$ -	\$ -	\$ -	\$ -

Cost Assumptions

Total Estimated Cost of Project: \$60,000 **Date of Cost Estimate:** 5/12/2022

Scope of Estimate:

Approximately 12% of the total cost will be reimbursed by Pinellas County to cover costs for the Fire District.

FY 2023 CAPITAL IMPROVEMENT PROJECT REQUEST FORM

GENERAL FUND

Project Name: Fisher Tennis Court Lights

Epic! Goal

1. Create a vibrant, cultural experience that touches the lives of our community and visitors.

At A Glance

Project Type:	<u>Rehabilitation</u>	Project Number:	<u>TBD</u>
Department:	<u>Parks & Recreation</u>	Project Manager:	<u>Chris Hoban</u>
Service Life:	<u>25 years</u>	Project Status:	<u>Existing</u>
Year Project Began:	<u></u>		
Is this project associated with a Master Plan?	<u>No</u>		

Project Description

The lights at Highlander and Fisher tennis courts were installed at the same time. The Highlander Court lights stopped working in 2019, unexpectedly, and needed to be replaced. Therefore, we are expecting the Fisher Courts will need to be replaced as well. The new lights are more energy efficient, prevent spillage, and can be programed remotely for better safety of the participants.

Project Justification

If there has been a change from prior year please explain:

Lights are currently still operational, therefore funding is being deferred another year to FY 24.

Expenditure Plan	2023	2024	2025	2026	2027	2028	TOTAL
Project Costs	\$ -	\$ 125,000	\$ -	\$ -	\$ -	\$ -	\$ 125,000

Funding Plan	2023	2024	2025	2026	2027	2028	TOTAL
General Fund	\$ -	\$ 125,000	\$ -	\$ -	\$ -	\$ -	\$ 125,000
Total	\$ -	\$ 125,000	\$ -	\$ -	\$ -	\$ -	\$ 125,000

Annual Operations & Maintenance Costs (if any)	2023	2024	2025	2026	2027	2028	TOTAL
General Fund	\$ -	\$ -	\$ -	\$ -	\$ -	\$ -	\$ -

Cost Assumptions

Total Estimated Cost of Project: \$125,000 **Date of Cost Estimate:** 1/1/2020

Scope of Estimate:

This cost estimate is based on the same scope of work that was performed, in FY 2019, at the adjacent tennis courts.

FY 2023 CAPITAL IMPROVEMENT PROJECT REQUEST FORM

GENERAL FUND

Project Name: Library Back Area Carpeting

Epic! Goal

2. Create a visual sense of place.

At A Glance

Project Type: <u>Repair & Maintenance</u>	Project Number: _____
Department: <u>Library</u>	Project Manager: <u>Phyllis Gorshe</u>
Service Life: _____	Project Status: <u>New</u>
Year Project Began: _____	
Is this project associated with a Master Plan? <u>No</u>	

Project Description

The back area of the library -- administration hallway and offices has the carpeting from the library renovation in 2005. When the main library received carpet tiles in 2012 to keep costs down, the back area of the Library was not included in the scope. The carpeting in the back of the library is 17 years old and has many stains and tears.

Project Justification

In 2012, the main part of the library received new carpet tiles. In order to keep costs down the back area of the library was not included in the scope. The area in the back is a different carpet and the staining is throughout. This carpet has been in place since 2005 and needs updating. The request is to utilize the sam carpet tiles that are in the main floor of the library to have a cohesive look throughout the library and to replace stained carpet that can no longer be cleaned.

If there has been a change from prior year please explain:

Expenditure Plan	2023	2024	2025	2026	2027	2028	TOTAL
Project Costs	\$ 43,000	\$ -	\$ -	\$ -	\$ -	\$ -	\$ 43,000

Funding Plan	2023	2024	2025	2026	2027	2028	TOTAL
General Fund	\$ 43,000	\$ -	\$ -	\$ -	\$ -	\$ -	\$ 43,000
Total	\$ 43,000	\$ -	\$ -	\$ -	\$ -	\$ -	\$ 43,000

Annual Operations & Maintenance Costs (if any)							
Fund Name	2023	2024	2025	2026	2027	2028	TOTAL
Fund Name	\$ -	\$ -	\$ -	\$ -	\$ -	\$ -	\$ -

Cost Assumptions

Total Estimated Cost of Project: \$43,000 **Date of Cost Estimate:** 2/21/2022

Scope of Estimate:

Quote from Interface Services - State of Florida Contract Pricing - measured back area of library and included sq footage of tiles needed to replace carpeting from 2005.

FY 2023 CAPITAL IMPROVEMENT PROJECT REQUEST FORM

GENERAL FUND

Project Name: New Website, Cloud Systems, Open Forms, Set Up and Training

Epic! Goal

5. Enhance community relationship strategies that strengthen inclusiveness, respect, transparency and collaborative engagement.

At A Glance

Project Type: <u>Replacement</u>	Project Number: <u>192201</u>
Department: <u>Communications</u>	Project Manager: <u>Sue Burness</u>
Service Life: <u>5 years</u>	Project Status: <u>Existing</u>
Year Project Began: <u>2022</u>	
Is this project associated with a Master Plan? <u>No</u>	

Project Description

Replace existing city website with Government Experience Cloud platform/Open Cities, includes the addition of Open Forms module to reduce the number of PDFS on the site and provide online efficiency and convenience for residents, businesses and staff in processing documents. The new site will include more graphic features, widgets that allow better access and communications with diverse populations, ADA compliance and enhanced user experience. The new site includes support in site architecture design, content archive and migration, user testing and staff training.

Project Justification

The City of Dunedin's website is the city's vital portal of information providing residents and the public access to information, policies, ordinances, legislation, programs, and an opportunity to engage in local government by watching Commission, boards and committee meetings live or recorded. The website platform is outdated, inefficient and doesn't function with new plug-ins which enhance the user experience and integrate with other digital platforms. An upgrade to the existing website is needed. The investment needs Open Cities/Granicus support to build, design and train as City staff does not have the capacity to take this on.

If there has been a change from prior year please explain:

The project has expanded after spending months researching and vetting four different government agency website platform providers, assessing city needs, staffing, training needs etc.

Expenditure Plan	2023	2024	2025	2026	2027	2028	TOTAL
Project Costs	\$ 42,500	\$ 36,934	\$ 38,780	\$ 40,719	\$ -	\$ -	\$ 158,934

Funding Plan	2023	2024	2025	2026	2027	2028	TOTAL
General Fund	\$ 42,500	\$ 36,934	\$ 38,780	\$ 40,719	\$ -	\$ -	\$ 158,934
Total	\$ 42,500	\$ 36,934	\$ 38,780	\$ 40,719	\$ -	\$ -	\$ 158,934

Annual Operations & Maintenance Costs (if any)

	2023	2024	2025	2026	2027	2028	TOTAL
General Fund	\$ -	\$ -	\$ -	\$ -	\$ -	\$ -	\$ -

Cost Assumptions

Total Estimated Cost of Project: 40,000 annually **Date of Cost Estimate:** 3.30.2022

Scope of Estimate:

FY 2023 CAPITAL IMPROVEMENT PROJECT REQUEST FORM

GENERAL FUND

Project Name: Park Pavilion Replacement

Epic! Goal

2. Create a visual sense of place.

At A Glance

Project Type:	<u>Infrastructure</u>	Project Number:	<u>461901</u>
Department:	<u>Parks & Recreation</u>	Project Manager:	<u>Lanie Sheets</u>
Service Life:	<u>20 years</u>	Project Status:	<u>Existing</u>
Year Project Began:	<u></u>		
Is this project associated with a Master Plan?	<u>No</u>		

Project Description

This project provides for the refurbishment or replacement of aging picnic pavilions throughout the park system. There are currently 13 shelters and 2 gazebos in the inventory. Many of the pavilions are significantly aged and need complete replacement. This started in FY 2019 with the two shelters in Hammock Park. FY 24 replacements include Highlander Park Shelters (2) to coincide with the Highlander Pool project.

Project Justification

These areas are highly used by summer camps, pool visitors and the Community Garden. No operating impacts are anticipated. Revenues for the rental of the shelters is approximately \$40,000 per year. If these are not properly maintained, these revenues will decrease.

If there has been a change from prior year please explain:

Costs updated with current pricing. Also, both shelters at Sprayground have been put in the same year (FY 24) instead of multiple years.

Expenditure Plan	2023	2024	2025	2026	2027	2028	TOTAL
Project Costs	\$ -	\$ 250,000	\$ -	\$ 80,000	\$ 150,000	\$ 80,000	\$ 560,000

Funding Plan	2023	2024	2025	2026	2027	2028	TOTAL
General Fund	\$ -	\$ 250,000	\$ -	\$ 80,000	\$ 150,000	\$ 80,000	\$ 560,000
Total	\$ -	\$ 250,000	\$ -	\$ 80,000	\$ 150,000	\$ 80,000	\$ 560,000

Annual Operations & Maintenance Costs (if any)	2023	2024	2025	2026	2027	2028	TOTAL
General Fund	\$ -	\$ -	\$ -	\$ -	\$ -	\$ -	\$ -

Cost Assumptions

Total Estimated Cost of Project: _____ **Date of Cost Estimate:** 2/1/2022

Scope of Estimate:

FY 2023 CAPITAL IMPROVEMENT PROJECT REQUEST FORM

GENERAL FUND

Project Name: Patricia Corridor Enhancements

Epic! Goal

2. Create a visual sense of place.

At A Glance

Project Type:	<u>Improvement</u>	Project Number:	<u>181905</u>
Department:	<u>Economic & Housing Dev.</u>	Project Manager:	<u>Robert Ironsmith</u>
Service Life:	<u></u>	Project Status:	<u>Existing</u>
Year Project Began:	<u>2020</u>		
Is this project associated with a Master Plan?	<u>Yes - Economic Development Master Plan</u>		

Project Description

Planned improvements to the Patricia Avenue Corridor consisting of an entryway feature at SR 580 and Patricia Avenue along with artistic features and possible landscaping.

Project Justification

Planned enhancement to continue the revitalization of the Patricia Avenue corridor. Improvements will add vibrancy to Patricia Avenue and encourage private investment resulting in increased tax base and job creation.

If there has been a change from prior year please explain:

Carryforward of FY 2022 and an additional \$155,000 is needed due to the overall project costs and increased FDOT requirements and inflationary pressures.

Expenditure Plan	2023	2024	2025	2026	2027	2028	TOTAL
Project Costs	\$ 155,000	\$ 20,000	\$ -	\$ -	\$ -	\$ -	\$ 175,000

Funding Plan	2023	2024	2025	2026	2027	2028	TOTAL
Prior Year Carryforward	TBD	\$ 20,000	\$ -	\$ -	\$ -	\$ -	\$ 20,000
Penny Fund	\$ 155,000	\$ -	\$ -	\$ -	\$ -	\$ -	\$ 155,000
Total	\$ 155,000	\$ 20,000	\$ -	\$ -	\$ -	\$ -	\$ 175,000

Annual Operations & Maintenance Costs (if any)

	2023	2024	2025	2026	2027	2028	TOTAL
General Fund	\$ -	\$ -	\$ -	\$ -	\$ -	\$ -	\$ -

Cost Assumptions

Total Estimated Cost of Project: \$385,000 **Date of Cost Estimate:** 2/18/2022

Scope of Estimate:

Estimates being developed, but comparable entry way features and \$20,000 for Art. Total cost of project and includes carryforward from FY2022.

FY 2023 CAPITAL IMPROVEMENT PROJECT REQUEST FORM

GENERAL FUND

Project Name: Purple Heart Park Renovation

Epic! Goal

2. Create a visual sense of place.

At A Glance

Project Type:	<u>Rehabilitation</u>	Project Number:	<u>TBD</u>
Department:	<u>Parks & Recreation</u>	Project Manager:	<u>Vince Gizzi</u>
Service Life:	<u>25 years</u>	Project Status:	<u>New</u>
Year Project Began:	<u>2018</u>		
Is this project associated with a Master Plan?		<u>No</u>	

Project Description

Purple Heart Park sits in the heart of Dunedin at the intersection of Main Street and Alternate 19. The park was dedicated in 2008 with a monument and memorial bricks dedicated to Purple Heart recipients. This project would relocate the monument to the northeast part of the park, with better visibility. The mound would also be removed to create better open space and function.

Project Justification

The monument is located very close to the road, making it difficult for visitors to gather and appreciate the monument. Safety concerns have also been raised at the annual Purple Heart ceremony. It also has limited visibility and prominence for those entering the park from Main Street. Lastly, there is a mound in the central part of the park, making that space useless for park visitors.

If there has been a change from prior year please explain:

Expenditure Plan	2023	2024	2025	2026	2027	2028	TOTAL
Project Costs	\$ -	\$ 100,000	\$ -	\$ -	\$ -	\$ -	\$ 100,000

Funding Plan	2023	2024	2025	2026	2027	2028	TOTAL
General Fund	\$ -	\$ 100,000	\$ -	\$ -	\$ -	\$ -	\$ 100,000
Total	\$ -	\$ 100,000	\$ -	\$ -	\$ -	\$ -	\$ 100,000

Annual Operations & Maintenance Costs (if any)	2023	2024	2025	2026	2027	2028	TOTAL
General Fund	\$ -	\$ -	\$ -	\$ -	\$ -	\$ -	\$ -

Cost Assumptions

Total Estimated Cost of Project: _____ **Date of Cost Estimate:** _____

Scope of Estimate:

This is an estimate as last costs projections were in 2019

FY 2023 CAPITAL IMPROVEMENT PROJECT REQUEST FORM

GENERAL FUND

Project Name: Sindoon / Rotary Stage

Epic! Goal

1. Create a vibrant, cultural experience that touches the lives of our community and visitors.

At A Glance

Project Type: <u>Infrastructure</u>	Project Number: <u>TBD</u>
Department: <u>Parks & Recreation</u>	Project Manager: <u>Vince Gizzi</u>
Service Life: <u>25 years</u>	Project Status: <u>Existing</u>
Year Project Began: _____	
Is this project associated with a Master Plan? <u>No</u>	

Project Description

Project is currently unfunded. Possibly fund in FY 29

Project Justification

The awning on the Sindoon Stage facing the great lawn was rusted beyond repair and needed to be removed. Currently, two shade sails have been added to the Sindoon Stage to provide some shade cover, however it does not cover the entire stage. The Rotary Clubs of Dunedin may contribute funding depending on the design.

If there has been a change from prior year please explain:

Cost updated per cost estimate from Rod Collman 5-2022

Expenditure Plan	2023	2024	2025	2026	2027	2028	TOTAL
Project Costs	UNFUNDED	\$ -	\$ -	\$ -	\$ -	\$ -	\$ -

Funding Plan	2023	2024	2025	2026	2027	2028	TOTAL
General Fund	UNFUNDED	\$ -	\$ -	\$ -	\$ -	\$ -	\$ -
Total	\$ -	\$ -	\$ -	\$ -	\$ -	\$ -	\$ -

Annual Operations & Maintenance Costs (if any)	2023	2024	2025	2026	2027	2028	TOTAL
General Fund	\$ -	\$ -	\$ -	\$ -	\$ -	\$ -	\$ -

Cost Assumptions

Total Estimated Cost of Project: \$500,000 **Date of Cost Estimate:** 5/1/2022

Scope of Estimate:

FY 2023 CAPITAL IMPROVEMENT PROJECT REQUEST FORM

GENERAL FUND

Project Name: SR 580 Mast Arm Repainting

Epic! Goal

2. Create a visual sense of place.

At A Glance

Project Type:	<u>Repair & Maintenance</u>	Project Number:	<u>TBD</u>
Department:	<u>PW-Engineering</u>	Project Manager:	<u>Keith Fogarty</u>
Service Life:	<u>15 years</u>	Project Status:	<u>Existing</u>
Year Project Began:	<u></u>		
Is this project associated with a Master Plan?	<u>No</u>		

Project Description

The City of Dunedin has a Maintenance Agreement with FDOT to paint all the SR 580 mast arms, cabinet boxes and pedestrian signal poles. It is anticipated that these will be repainted in FY 2025. This project is estimated to cost approximately \$125,000.

Project Justification

If there has been a change from prior year please explain:

Costs were increased based on updated estimate.

Expenditure Plan	2023	2024	2025	2026	2027	2028	TOTAL
Project Costs	\$ -	\$ -	\$ 125,000	\$ -	\$ -	\$ -	\$ 125,000

Funding Plan	2023	2024	2025	2026	2027	2028	TOTAL
General Fund	\$ -	\$ -	\$ 125,000	\$ -	\$ -	\$ -	\$ 125,000
Total	\$ -	\$ -	\$ 125,000	\$ -	\$ -	\$ -	\$ 125,000

Annual Operations & Maintenance Costs (if any)

	2023	2024	2025	2026	2027	2028	TOTAL
General Fund	\$ -	\$ -	\$ -	\$ -	\$ -	\$ -	\$ -

Cost Assumptions

Total Estimated Cost of Project: \$125,000 **Date of Cost Estimate:**

Scope of Estimate:

FY 2023 CAPITAL IMPROVEMENT PROJECT REQUEST FORM

GENERAL FUND

Project Name: Station 60 Kitchen Renovation

Epic! Goal

6. Be a premier employer by fostering a diverse, highly engaged workforce through employee recruitment and attraction, workforce retention, employee development and inclusion initiatives.

At A Glance

Project Type: Replacement	Project Number: _____
Department: Fire	Project Manager: Jeffrey Parks
Service Life: 20	Project Status: New
Year Project Began: _____	
Is this project associated with a Master Plan? <u>No</u>	

Project Description

Renovation of the kitchen at fire station 60. The cabinets, countertop, sink, flooring, and gas stove need to be replaced. Some repairs to the drywall near the sink may be needed due to water/mold damage. The estimated cost to replace the cabinets, countertop and sink is \$30,000. The estimated cost of replacing the tile floor is \$7,500 and the commercial gas stove is \$3300. The overall cost of this project is estimated to be \$40,800.

Project Justification

The cabinets were installed during the renovation in 1993. The stove is possibly the original stove for the building (1977) and is experiencing issues regulating the flame on the burners.

If there has been a change from prior year please explain:

Expenditure Plan	2023	2024	2025	2026	2027	2028	TOTAL
Project Costs	\$ 40,800	\$ -	\$ -	\$ -	\$ -	\$ -	\$ 40,800

Funding Plan	2023	2024	2025	2026	2027	2028	TOTAL
General Fund	\$ 40,800	\$ -	\$ -	\$ -	\$ -	\$ -	\$ 40,800
Total	\$ 40,800	\$ -	\$ -	\$ -	\$ -	\$ -	\$ 40,800

Annual Operations & Maintenance Costs (if any)	2023	2024	2025	2026	2027	2028	TOTAL
Fund Name	\$ -	\$ -	\$ -	\$ -	\$ -	\$ -	\$ -

Cost Assumptions

Total Estimated Cost of Project: \$40,800 **Date of Cost Estimate:** 3/8/2022

Scope of Estimate:

Royal Construction and Realestate Investment (RCRI) prepared a cost estimate for the renovation. The commercial stove price was taken from <https://www.katom.com/348-X4361DNG.html>.

FY 2023 CAPITAL IMPROVEMENT PROJECT REQUEST FORM

GENERAL FUND

Project Name: Station 62 Kitchen Renovation

Epic! Goal

6. Be a premier employer by fostering a diverse, highly engaged workforce through employee recruitment and attraction, workforce retention, employee development and inclusion initiatives.

At A Glance

Project Type: Replacement	Project Number: _____
Department: Fire	Project Manager: Jeffrey Parks
Service Life: 20	Project Status: New
Year Project Began: _____	
Is this project associated with a Master Plan? <u>No</u>	

Project Description

Renovation of the kitchen at fire station 62. This project will replace the kitchen cabinets, countertops, sink, supply cabinets, flooring, and electric commercial stove. The estimated cost for the cabinets, countertop, supply cabinets, and sink is \$39,000. The estimated cost of the flooring is \$5,000 and the stove is \$4,200. The total estimated cost of the project is \$48,200.

Project Justification

The cabinets are in need of repair, they are an original part of the building (1994). The stove is original to the building and is experiencing issues of not reaching proper temperature and needs to be replaced.

If there has been a change from prior year please explain:

Expenditure Plan	2023	2024	2025	2026	2027	2028	TOTAL
Project Costs	\$ -	\$ 48,200	\$ -	\$ -	\$ -	\$ -	\$ 48,200

Funding Plan	2023	2024	2025	2026	2027	2028	TOTAL
General Fund	\$ -	\$ 48,200	\$ -	\$ -	\$ -	\$ -	\$ 48,200
Total	\$ -	\$ 48,200	\$ -	\$ -	\$ -	\$ -	\$ 48,200

Annual Operations & Maintenance Costs (if any)	2023	2024	2025	2026	2027	2028	TOTAL
Fund Name	\$ -	\$ -	\$ -	\$ -	\$ -	\$ -	\$ -

Cost Assumptions

Total Estimated Cost of Project: \$48,200 **Date of Cost Estimate:** 3/7/2022

Scope of Estimate:

Royal Construction and Realestate Investment (RCRI) provided an estimate for the cabinets and flooring. The stove estimate was taken from <https://www.katom.com/406-IR6E2081.html>.

FY 2023 CAPITAL IMPROVEMENT PROJECT REQUEST FORM

GENERAL FUND

Project Name: Stirling Park Driving Range Lights

Epic! Goal

2. Create a visual sense of place.

At A Glance

Project Type:	<u>Infrastructure</u>	Project Number:	<u>TBD</u>
Department:	<u>Parks & Recreation</u>	Project Manager:	<u>Chris Hoban</u>
Service Life:	<u>20 years</u>	Project Status:	<u>Existing</u>
Year Project Began:	<u></u>		
Is this project associated with a Master Plan?	<u>No</u>		

Project Description

Dunedin Stirling Links Golf Course has been converted into a city park with the driving range and chip and putt areas remaining in operation. The current driving range provides minimal lighting for night operations. This would add adequate lighting to this area.

Project Justification

This will allow the driving range to remain open later in the evenings especially during the winter months.

If there has been a change from prior year please explain:

Cost updated per recent quote.

Expenditure Plan	2023	2024	2025	2026	2027	2028	TOTAL
Project Costs	\$ -	\$ 50,000	\$ -	\$ -	\$ -	\$ -	\$ 50,000

Funding Plan	2023	2024	2025	2026	2027	2028	TOTAL
General Fund	\$ -	\$ 50,000	\$ -	\$ -	\$ -	\$ -	\$ 50,000
Total	\$ -	\$ 50,000	\$ -	\$ -	\$ -	\$ -	\$ 50,000

Annual Operations & Maintenance Costs (if any)	2023	2024	2025	2026	2027	2028	TOTAL
General Fund	\$ -	\$ -	\$ -	\$ -	\$ -	\$ -	\$ -

Cost Assumptions

Total Estimated Cost of Project: \$50,000 **Date of Cost Estimate:** 9/15/2021

Scope of Estimate:

FY 2023 CAPITAL IMPROVEMENT PROJECT REQUEST FORM

GENERAL FUND

Project Name: Stirling Skate Park Street Course

Epic! Goal

1. Create a vibrant, cultural experience that touches the lives of our community and visitors.

At A Glance

Project Type: <u>Improvement</u>	Project Number: <u>TBD</u>
Department: <u>Parks & Recreation</u>	Project Manager: <u>Jocelyn Brodhead</u>
Service Life: <u>15 years</u>	Project Status: <u>New</u>
Year Project Began: _____	
Is this project associated with a Master Plan? <u>No</u>	

Project Description

Addition of a street course to the existing Stirling Skate Park.

Project Justification

This addition was identified in our Parks & Recreation Strategic Plan which would potential expand the park into a portion of the outdoor basketball court, leaving at least half of the court for play. This approach would attract new users and increase revenue funds.

If there has been a change from prior year please explain:

Expenditure Plan	2023	2024	2025	2026	2027	2028	TOTAL
Project Costs	\$ -	\$ -	\$ 200,000	\$ -	\$ -	\$ -	\$ 200,000

Funding Plan	2023	2024	2025	2026	2027	2028	TOTAL
General Fund	\$ -	\$ -	\$ 200,000	\$ -	\$ -	\$ -	\$ 200,000
Total	\$ -	\$ -	\$ 200,000	\$ -	\$ -	\$ -	\$ 200,000

Annual Operations & Maintenance Costs (if any)	2023	2024	2025	2026	2027	2028	TOTAL
General Fund	\$ -	\$ -	\$ -	\$ -	\$ -	\$ -	\$ -

Cost Assumptions

Total Estimated Cost of Project: \$200,000 **Date of Cost Estimate:** _____

Scope of Estimate:

FY 2023 CAPITAL IMPROVEMENT PROJECT REQUEST FORM

GENERAL FUND

Project Name: Study and Enhance Street Lighting

Epic! Goal

2. Create a visual sense of place.

At A Glance

Project Type:	<u>Improvement</u>	Project Number:	<u>TBD</u>
Department:	<u>PW-Streets</u>	Project Manager:	<u>Keith Fogarty</u>
Service Life:	<u>TBD</u>	Project Status:	<u>Existing</u>
Year Project Began:	<u>N/A</u>		
Is this project associated with a Master Plan?		<u>No</u>	

Project Description

Duke Energy has already completed enhanced street lighting along Alt. 19 / Edgewater Drive (LED lighting) during FY20. In addition, specific lighting will be installed at the Wilson St (Bayshore Blvd) pedestrian crosswalk. Staff will continue to work with Duke to assess street lighting Citywide, in an effort to identify "dark areas" in response to resident / visitor complaints. Some complaints are related to crime activity, while others are associated with pedestrian and vehicular safety. This would be a Citywide plan implemented over many years, depending upon funding availability.

Project Justification

Provide for improved safety and nighttime visibility by assessing street lighting Citywide, in an effort to identify "dark areas" in response to resident / visitor complaints related to crime activity and pedestrian / vehicular mobility. This would be a Citywide plan to be implemented over many years, depending upon cost.

If there has been a change from prior year please explain:

This is a new initiative identified during the January 23, 2020 City Commission Strategic Planning Session.

Expenditure Plan	2023	2024	2025	2026	2027	2028	TOTAL
Project Costs	\$ -	\$ -	\$ 25,000	\$ -	\$ -	\$ -	\$ 25,000

Funding Plan	2023	2024	2025	2026	2027	2028	TOTAL
General Fund	\$ -	\$ -	\$ 25,000	\$ -	\$ -	\$ -	\$ 25,000
Total	\$ -	\$ -	\$ 25,000	\$ -	\$ -	\$ -	\$ 25,000

Annual Operations & Maintenance Costs (if any)							
	2023	2024	2025	2026	2027	2028	TOTAL
General Fund	\$ -	\$ -	\$ -	\$ -	\$ -	\$ -	\$ -

Cost Assumptions

Total Estimated Cost of Project: Unknown at this time **Date of Cost Estimate:** N/A

Scope of Estimate:

Estimate includes a study. Costs of the project will be adusted once the study is complete.

FY 2023 CAPITAL IMPROVEMENT PROJECT REQUEST FORM

GENERAL FUND

Project Name: Tethered Drone

Epic! Goal

6. Be a premier employer by fostering a diverse, highly engaged workforce through employee recruitment and attraction, workforce retention, employee development and inclusion initiatives.

At A Glance

Project Type: <u>Equipment</u>	Project Number: _____
Department: <u>Fire</u>	Project Manager: <u>Jeffrey Parks</u>
Service Life: <u>10 years</u>	Project Status: <u>New</u>
Year Project Began: <u>2022</u>	
Is this project associated with a Master Plan? <u>No</u>	

Project Description

The tethered drone is a valuable tool that would be used by the District Chief on multiple incidents such as structure fires, missing persons, vehicle accidents, water rescue, hazmat, storm damage. The drone would be mounted on the roof of the D/C vehicle and when activated, is deployed in 15 seconds to a height of 150 feet. The drone has a dual EO + IR Camera and allows for 4G LTE live streaming if needed. There is no licensing required and the system is able to fly for a 24 hour period. The estimated cost is \$42,000. There is no anticipated cost in following years.

Project Justification

This equipment would add a resource to the Fire Rescue department that has never existed. This tool would increase the District Chief's ability to gather important information while on an emergency scene. This drone would be used on structure fires to locate hot spots, potential injured patients, and monitor crews on scene. It could be used during vehicle accidents to locate victims that may have been ejected from the vehicle or are injured and walked away from the scene. On water rescues, it could be used to locate missing victims/boats/jet skis/kayakers. It would be used for hazmat incidents that don't allow fire personnel close to the location until specialized equipment arrives. During damage assessment after storms, it could be used to set up in various locations to assess the damage to determine which areas need assistance. The live stream capability would allow personnel in the EOC to view the damage from the EOC. It could be used for missing persons that are in exterior locations such as Hammock Park. It has the capability to record an incident which would be very helpful for after action reports and critiques.

If there has been a change from prior year please explain:

Expenditure Plan	2023	2024	2025	2026	2027	2028	TOTAL
Project Costs	\$ -	\$ 42,000	\$ -	\$ -	\$ -	\$ -	\$ 42,000

Funding Plan	2023	2024	2025	2026	2027	2028	TOTAL
General Fund	\$ -	\$ 42,000	\$ -	\$ -	\$ -	\$ -	\$ 42,000
Total	\$ -	\$ 42,000	\$ -	\$ -	\$ -	\$ -	\$ 42,000

Annual Operations & Maintenance Costs (if any)

Fund Name	2023	2024	2025	2026	2027	2028	TOTAL
Fund Name	\$ -	\$ -	\$ -	\$ -	\$ -	\$ -	\$ -

Cost Assumptions

Total Estimated Cost of Project: \$42,000 **Date of Cost Estimate:** 1/14/2022

Scope of Estimate:

The estimate includes all needed equipment and shipping costs.

FY 2023 CAPITAL IMPROVEMENT PROJECT REQUEST FORM

GENERAL FUND

Project Name: Weaver Park Seawall

Epic! Goal

3. Promote Dunedin as The Premier Coastal Community, protecting and improving our natural resources for the enjoyment of all.

At A Glance

Project Type: <u>Infrastructure</u>	Project Number: <u>NEW</u>
Department: <u>Parks & Recreation</u>	Project Manager: <u>Russell Ferlita / Vince Gizzi</u>
Service Life: <u>40 years</u>	Project Status: <u>New</u>
Year Project Began: _____	
Is this project associated with a Master Plan? <u>No</u>	

Project Description

FY25 funding of \$150K for Geotechnical and Structural design services to determine Seawall Replacement plans, specification, permitting, and estimate of probable costs in future budget year. The project intent is to provide for the future replacement of the existing rip-rap seawall at Weaver Park with a permanent seawall, to include potential future improvements to the kayak launch.

Project Justification

The current shoreline hardening is not very stable and is fenced off to prevent direct public access. These improvements were identified in the Weaver Park Management Plan that was developed at the time of the park land purchase, as well as a recommendation by the Waterfront Task Force in 2015.

Construction funding in FY26 or beyond cannot be accurately determined until this effort is completed, and such, no construction funding is identified at this time.

If there has been a change from prior year please explain:

Expenditure Plan	2023	2024	2025	2026	2027	2028	TOTAL
Project Costs	\$ -	\$ -	\$ 150,000	TBD	\$ -	\$ -	\$ 150,000

Funding Plan	2023	2024	2025	2026	2027	2028	TOTAL
General Fund	\$ -	\$ -	\$ 150,000	TBD	\$ -	\$ -	\$ 150,000
Total	\$ -	\$ -	\$ 150,000	\$ -	\$ -	\$ -	\$ 150,000

Annual Operations & Maintenance Costs (if any)	2023	2024	2025	2026	2027	2028	TOTAL
General Fund	\$ -	\$ -	\$ -	\$ -	\$ -	\$ -	\$ -

Cost Assumptions

Total Estimated Cost of Project: _____ **Date of Cost Estimate:** _____

Scope of Estimate:

FY 2023 CAPITAL IMPROVEMENT PROJECT REQUEST FORM

GENERAL FUND

Project Name: Weaver Pier Redecking

Epic! Goal

1. Create a vibrant, cultural experience that touches the lives of our community and visitors.

At A Glance

Project Type:	<u>Repair & Maintenance</u>	Project Number:	<u>TBD</u>
Department:	<u>Parks & Recreation</u>	Project Manager:	<u>Pete Wells</u>
Service Life:	<u>15 years</u>	Project Status:	<u>New</u>
Year Project Began:	<u></u>		
Is this project associated with a Master Plan?	<u>No</u>		

Project Description

The Weaver Park pier was redecked in 2010 with the opening of the park. Many of the deck boards have reached their useful life and need to be replaced. This project would replace the existing decking along with any necessary handrails and side boards.

Project Justification

If there has been a change from prior year please explain:

Expenditure Plan	2023	2024	2025	2026	2027	2028	TOTAL
Project Costs	\$ -	\$ -	\$ 150,000	\$ -	\$ -	\$ -	\$ 150,000

Funding Plan	2023	2024	2025	2026	2027	2028	TOTAL
General Fund	\$ -	\$ -	\$ 150,000	\$ -	\$ -	\$ -	\$ 150,000
Total	\$ -	\$ -	\$ 150,000	\$ -	\$ -	\$ -	\$ 150,000

Annual Operations & Maintenance Costs (if any)	2023	2024	2025	2026	2027	2028	TOTAL
General Fund	\$ -	\$ -	\$ -	\$ -	\$ -	\$ -	\$ -

Cost Assumptions

Total Estimated Cost of Project: \$150,000 **Date of Cost Estimate:**

Scope of Estimate:

Based on similar projects of same scope

FY 2023 CAPITAL IMPROVEMENT PROJECT REQUEST FORM

GENERAL FUND

Project Name: Weybridge Woods Bridge Removal

Epic! Goal

4. Be the statewide model for environmental sustainability stewardship.

At A Glance

Project Type:	<u>Infrastructure</u>	Project Number:	<u>TBD</u>
Department:	<u>PW-Engineering</u>	Project Manager:	<u>Keith Fogarty</u>
Service Life:	<u>N/A</u>	Project Status:	<u>Existing</u>
Year Project Began:	<u>2014</u>		
Is this project associated with a Master Plan?	<u>No</u>		

Project Description

Weybridge Woods Bridge is a wooden pedestrian bridge located across Curlew Creek, between Curlew Trails Townhomes and Weybridge Woods subdivision. The southern entrance to the bridge is between 1338 Weybridge Lane and 1350 Sago Court. The bridge was installed by the developer and the City has since been maintaining the bridge. The 2016 bridge inspection determined the decking and handrail needed replacement and the bridge was temporarily closed for safety reasons. Repairs will continue but overall decking and handrail and understructure will need replacement. FY2025 funds \$10,000 for Consultant Services for a complete structural review.

Project Justification

City staff performed limited repairs to the decking and handrails in February 2021 and have restricted access to only pedestrians. It appears these interim repairs have been successful for the time being, as staff has not received any recent complaints. At some point in the future, a decision will need to be made to either remove or replace the bridge due to the age and condition of this facility.

If there has been a change from prior year please explain:

Funding request has been pushed out until FY25, as the interim repairs previously made by staff appear to be sufficient at this time.

Expenditure Plan	2023	2024	2025	2026	2027	2028	TOTAL
Project Costs	\$ -	\$ -	\$ 10,000	\$ -	\$ -	\$ -	\$ 10,000

Funding Plan	2023	2024	2025	2026	2027	2028	TOTAL
General Fund	\$ -	\$ -	\$ 10,000	\$ -	\$ -	\$ -	\$ 10,000
Total	\$ -	\$ -	\$ 10,000	\$ -	\$ -	\$ -	\$ 10,000

Annual Operations & Maintenance Costs (if any)

	2023	2024	2025	2026	2027	2028	TOTAL
General Fund	\$ -	\$ -	\$ -	\$ -	\$ -	\$ -	\$ -

Cost Assumptions

Total Estimated Cost of Project: \$10,000 **Date of Cost Estimate:** _____

Scope of Estimate:

FY 2023 CAPITAL IMPROVEMENT PROJECT REQUEST FORM

IMPACT FEE FUND

Project Name: Pedestrian Safety Crossing Improvements - Various Locations

Epic! Goal

2. Create a visual sense of place.

At A Glance

Project Type:	<u>Equipment</u>	Project Number:	<u>631803</u>
Department:	<u>PW-Engineering</u>	Project Manager:	<u>Bruce Wirth</u>
Service Life:	<u>10 years</u>	Project Status:	<u>Existing</u>
Year Project Began:	<u></u>		
Is this project associated with a Master Plan?	<u>No</u>		

Project Description

The City has constructed or desires to construct "Brick Street Print" crossings throughout the City, mostly within Downtown and on Alt 19. Over the course of time these crossings need to be restored as the cement and stripping wears or a new brick stamp is wanted. This CIP provides the funding to annually address the restoration or new crossings.

Project Justification

If there has been a change from prior year please explain:

This is a continuation of previous CIPs for this purpose.

Expenditure Plan	2023	2024	2025	2026	2027	2028	TOTAL
Project Costs	\$ 60,000	\$ -	\$ -	\$ -	\$ -	\$ -	\$ 60,000

Funding Plan	2023	2024	2025	2026	2027	2028	TOTAL
Impact Fee Fund	\$ 60,000	\$ -	\$ -	\$ -	\$ -	\$ -	\$ 60,000
Total	\$ 60,000	\$ -	\$ -	\$ -	\$ -	\$ -	\$ 60,000

Annual Operations & Maintenance Costs (if any)							
	2023	2024	2025	2026	2027	2028	TOTAL
General Fund	\$ -	\$ -	\$ -	\$ -	\$ -	\$ -	\$ -

Cost Assumptions

Total Estimated Cost of Project: \$60,000 **Date of Cost Estimate:** 3/21/2022

Scope of Estimate:

Budgeting Placeholder. Detailed estimates to be developed as specific locations and scope of installations are more clearly vetted and defined.

FY 2023 CAPITAL IMPROVEMENT PROJECT REQUEST FORM

COUNTY GAS TAX FUND

Project Name: City Sidewalk Inspection & Maintenance Program

Epic! Goal

3. Promote Dunedin as The Premier Coastal Community, protecting and improving our natural resources for the enjoyment of all.

At A Glance

Project Type:	<u>Repair & Maintenance</u>	Project Number:	<u>630003</u>
Department:	<u>PW-Streets</u>	Project Manager:	<u>Keith Fogarty</u>
Service Life:	<u>15 years</u>	Project Status:	<u>Existing</u>
Year Project Began:	<u>2000</u>		
Is this project associated with a Master Plan?	<u>No</u>		

Project Description

To secure funding and enhance the existing sidewalk inspection and maintenance program.

Project Justification

The City of Dunedin is covered by approximately 35 miles of sidewalks. Dunedin sidewalks provide a safe walking area for pedestrians and provide access throughout the City to schools, businesses, government offices and recreation areas. If maintenance to sidewalks is neglected, sidewalks would degrade and become severely damaged over time by the effects of weather, tree root expansion, and use, resulting in uneven or broken concrete that would inhibit pedestrian access or cause injuries. Therefore, a sidewalk inspection and repair program is essential to minimize the risks of trips and falls of pedestrians, ensure Americans with Disabilities Act (ADA) compliance, and promote walkability. Historically, the City's Sidewalk Maintenance Program has been funded by the County Gas Tax. In recent years, it has been challenging for City staff to maintain a proactive and consistent program of inspection and maintenance of the City's sidewalks due to staffing, as well as the time intensive methods used to replace or "grind down" sidewalks in need of repair or replacement.

If there has been a change from prior year please explain:

To enhance the City's current program, Staff is researching additional funding sources through grants, as well as exploring more effective and cost efficient methods of inspecting and maintaining the City's sidewalks. Staff is also researching best practices used by neighboring cities and the County to reduce the need for additional staffing and prioritize sidewalk inspections and repair through the use of an outside contractor that is willing to work within the City's budget.

Expenditure Plan	2023	2024	2025	2026	2027	2028	TOTAL
Project Costs							
Contractual Services	\$ 225,000	\$ 75,000	\$ 75,000	\$ 75,000	\$ 75,000	\$ 75,000	\$ 600,000
Total	\$ 225,000	\$ 75,000	\$ 75,000	\$ 75,000	\$ 75,000	\$ 75,000	\$ 600,000

Funding Plan	2023	2024	2025	2026	2027	2028	TOTAL
CGT Fund	\$ 225,000	\$ 75,000	\$ 75,000	\$ 75,000	\$ 75,000	\$ 75,000	\$ 600,000
Total	\$ 225,000	\$ 75,000	\$ 75,000	\$ 75,000	\$ 75,000	\$ 75,000	\$ 600,000

Annual Operations & Maintenance Costs (if any)							
	2023	2024	2025	2026	2027	2028	TOTAL
CGT Fund	\$ -	\$ -	\$ -	\$ -	\$ -	\$ -	\$ -

Cost Assumptions

Total Estimated Cost of Project: \$75,000 per year **Date of Cost Estimate:** 3/1/2022

Scope of Estimate:

FY 2023 CAPITAL IMPROVEMENT PROJECT REQUEST FORM

COUNTY GAS TAX FUND

Project Name: Pavement Management Program

Epic! Goal

2. Create a visual sense of place.

At A Glance

Project Type:	<u>Replacement</u>	Project Number:	<u>631801</u>
Department:	<u>PW-Streets</u>	Project Manager:	<u>Bruce Wirth, PE</u>
Service Life:	<u>15 years</u>	Project Status:	<u>Existing</u>
Year Project Began:	<u></u>		
Is this project associated with a Master Plan?	<u>No</u>		

Project Description

The City has an established Pavement Asset Management Software Program for the systematic analysis of roadway paving projects throughout the City, from rehabilitation to reconstruction. In FY 2016, a consultant evaluated all the roadways throughout the City. The entire network of City roadways was organized in a database for program planning. The model provides data driven direction to staff as to the planning of roadway preservation and reconstruction projects throughout the City. The model considers various pavement treatment options and available funding in order to maximize cost efficiency for the development of annual paving contracts. Compliance with ADA will be incorporated into the project plans as required. These typically include replacement of sidewalk ramps, gutters and crosswalks. No operating impacts are anticipated from this project.

Project Justification

Road resurfacing and maintenance projects are developed utilizing the City's Pavement Asset Management Software Program to achieve the desired level of service. The maintenance and repair of the City's brick roads have previously been included in this program. Going into FY23, a new CIP for Brick Street Repairs has been submitted for Commission approval.

If there has been a change from prior year please explain:

Cost share starting in FY24 has been updated based on estimated fund availability. On average, based on history, approximately 2/3 of funding comes from the Penny, with 1/3 from the County Gas Tax Fund. Additional funds added from stormwater to cover costs for underdrain and curb & gutter as needed for the pavement management program

Expenditure Plan	2023	2024	2025	2026	2027	2028	TOTAL
Project Costs	\$ 1,200,000	\$ 1,200,000	\$ 1,200,000	\$ 1,200,000	\$ 1,200,000	\$ 1,200,000	\$ 7,200,000

Funding Plan	2023	2024	2025	2026	2027	2028	TOTAL
CGT Fund	\$ 310,000	\$ 290,000	\$ 270,000	\$ 270,000	\$ 270,000	\$ 270,000	\$ 1,680,000
Penny Fund	\$ 690,000	\$ 710,000	\$ 730,000	\$ 730,000	\$ 730,000	\$ 730,000	\$ 4,320,000
Stormwater Fund	\$ 200,000	\$ 200,000	\$ 200,000	\$ 200,000	\$ 200,000	\$ 200,000	\$ 1,200,000
Total	\$ 1,200,000	\$ 1,200,000	\$ 1,200,000	\$ 1,200,000	\$ 1,200,000	\$ 1,200,000	\$ 7,200,000

Annual Operations & Maintenance Costs (if any)

	2023	2024	2025	2026	2027	2028	TOTAL
CGT Fund	\$ -	\$ -	\$ -	\$ -	\$ -	\$ -	\$ -

Cost Assumptions

Total Estimated Cost of Project: \$1,200,000 per year **Date of Cost Estimate:** 2/28/2022

Scope of Estimate:

FY 2023 CAPITAL IMPROVEMENT PROJECT REQUEST FORM

PENNY FUND

Project Name: Athletic Field Renovation

Epic! Goal

1. Create a vibrant, cultural experience that touches the lives of our community and visitors.

At A Glance

Project Type:	<u>Rehabilitation</u>	Project Number:	<u>469502</u>
Department:	<u>Parks & Recreation</u>	Project Manager:	<u>Pete Wells/Brian Elliott</u>
Service Life:	<u>15 years</u>	Project Status:	<u>Existing</u>
Year Project Began:	<u>2020</u>		
Is this project associated with a Master Plan?	<u>No</u>		

Project Description

The current athletic field inventory includes 13 athletic fields including 7 ball fields and 4 regulation soccer fields, and two multi-purpose fields. Renovation includes stripping the field, rototilling, laser grading, soil treatments, refurbishment of clay infields, and complete sod and fence replacements.

Project Justification

Athletic fields must maintain even playing surfaces for safety reasons. Throughout time and usage athletic fields will require complete refurbishments to fix any uneven surfaces, drainage issues, soil compaction, etc. This schedule is on an approximately 15 year cycle. FY23 would involve renovations to Field 4 at Fisher Complex as well as fencing replacements throughout the complex.

If there has been a change from prior year please explain:

Expenditure Plan	2023	2024	2025	2026	2027	2028	TOTAL
Project Costs	\$ 100,000	\$ -	\$ -	\$ -	\$ 100,000	\$ 100,000	\$ 300,000

Funding Plan	2023	2024	2025	2026	2027	2028	TOTAL
Penny Fund	\$ 100,000	\$ -	\$ -	\$ -	\$ 100,000	\$ 100,000	\$ 300,000
Total	\$ 100,000	\$ -	\$ -	\$ -	\$ 100,000	\$ 100,000	\$ 300,000

Annual Operations & Maintenance Costs (if any)	2023	2024	2025	2026	2027	2028	TOTAL
General Fund	\$ -	\$ -	\$ -	\$ -	\$ -	\$ -	\$ -

Cost Assumptions

Total Estimated Cost of Project: Annual **Date of Cost Estimate:** _____

Scope of Estimate:

FY 2023 CAPITAL IMPROVEMENT PROJECT REQUEST FORM

PENNY FUND

Project Name: Brick Streets Program

Epic! Goal

2. Create a visual sense of place.

At A Glance

Project Type:	<u>Replacement</u>	Project Number:	<u>631801</u>
Department:	<u>PW-Streets</u>	Project Manager:	<u>Bruce Wirth, PE</u>
Service Life:	<u>50 years</u>	Project Status:	<u>New</u>
Year Project Began:	<u></u>		
Is this project associated with a Master Plan?	<u>No</u>		

Project Description

The City has an established Pavement Asset Management Software Program for the systematic analysis of roadway paving projects throughout the City, from rehabilitation to reconstruction. In FY 2016, a consultant evaluated all the roadways throughout the City, including brick streets. The entire network of City roadways was organized in a database for program planning. The model provides data driven direction to staff as to the planning of roadway preservation and reconstruction projects throughout the City. The level of reconstruction / rehabilitation of the brick streets is based on a study performed by one of the City's consultants. Compliance with ADA will be incorporated into the project plans as required. These typically include replacement of sidewalk ramps, gutters and crosswalks.

Project Justification

Brick streets were reviewed and discussed by staff and City Commission. Brick streets are considered an asset by the City which have historical value. In addition, the life cycle of brick streets, when compared to asphalt equivalents, is considered to have an approximate equivalent cost. This makes brick streets appropriate in certain applications and preservation was a directive from Commission.

If there has been a change from prior year please explain:

Expenditure Plan	2023	2024	2025	2026	2027	2028	TOTAL
Project Costs	\$ 652,000	\$ 352,000	\$ 352,000	\$ 352,000	\$ 352,000	\$ -	\$ 2,060,000

Funding Plan	2023	2024	2025	2026	2027	2028	TOTAL
Penny Fund	\$ 602,000	\$ 302,000	\$ 302,000	\$ 302,000	\$ 302,000	\$ -	\$ 1,810,000
Stormwater Fund	\$ 50,000	\$ 50,000	\$ 50,000	\$ 50,000	\$ 50,000	\$ -	\$ 250,000
Total	\$ 652,000	\$ 352,000	\$ 352,000	\$ 352,000	\$ 352,000	\$ -	\$ 2,060,000

Annual Operations & Maintenance Costs (if any)

	2023	2024	2025	2026	2027	2028	TOTAL
CGT Fund	\$ -	\$ -	\$ -	\$ -	\$ -	\$ -	\$ -

Cost Assumptions

Total Estimated Cost of Project: \$2,060,000 **Date of Cost Estimate:** 3/1/2022

Scope of Estimate:

Scope includes restoration of brick streets based on deterioration level of roadway. Concrete and gutter work to come from stormwater fund.

FY 2023 CAPITAL IMPROVEMENT PROJECT REQUEST FORM

PENNY FUND

Project Name: Citywide Parking Lot Resurfacing - Marina

Epic! Goal

4. Be the statewide model for environmental sustainability stewardship.

At A Glance

Project Type:	<u>Repair & Maintenance</u>	Project Number:	<u>641904</u>
Department:	<u>PW-Engineering</u>	Project Manager:	<u>Andy Padgett, Lanie Sheets</u>
Service Life:	<u>15 years</u>	Project Status:	<u>Existing</u>
Year Project Began:	<u> </u>		
Is this project associated with a Master Plan?	<u>No</u>		

Project Description

Several facilities have been identified to have their parking lots resurfaced within the next several years due to frequent repairs or life expectancy. The paving of City Facilities is initiated by the department/City entity for which the facility is assigned. Engineering is called upon to provide an assessment and projected budget. The City department provides schedule and funding. Generally, the work will be done as part of the annual paving program. Exceptions to this may be a result of additional work outside the routine paving that needs to be done in association of the pavement work.

In FY 2023, the Marina will receive 1" mill and resurface of the lots adjacent to Edgewater Park including in front of the harbormaster's office and boat trailer parking. Marina lot funding split 40% Marina Fund and 60% Penny Fund.

Project Justification

If there has been a change from prior year please explain:

Costs updated for current prices.

Expenditure Plan	2023	2024	2025	2026	2027	2028	TOTAL
Project Costs	\$ 260,600	\$ -	\$ -	\$ -	\$ -	\$ -	\$ 260,600

Funding Plan	2023	2024	2025	2026	2027	2028	TOTAL
Penny Fund	\$ 156,360	\$ -	\$ -	\$ -	\$ -	\$ -	\$ 156,360
Marina Fund	\$ 104,240	\$ -	\$ -	\$ -	\$ -	\$ -	\$ 104,240
Total	\$ 260,600	\$ -	\$ -	\$ -	\$ -	\$ -	\$ 260,600

Annual Operations & Maintenance Costs (if any)

	2023	2024	2025	2026	2027	2028	TOTAL
General Fund	\$ -	\$ -	\$ -	\$ -	\$ -	\$ -	\$ -

Cost Assumptions

Total Estimated Cost of Project: \$260,600 **Date of Cost Estimate:** 2/14/2020

Scope of Estimate:

FY 2023 CAPITAL IMPROVEMENT PROJECT REQUEST FORM

PENNY FUND

Project Name: Coca-Cola Property Adaptive Reuse

Epic! Goal

2. Create a visual sense of place.

At A Glance

Project Type:	<u>Rehabilitation</u>	Project Number:	<u>182203</u>
Department:	<u>Economic & Housing Dev.</u>	Project Manager:	<u>Robert Ironsmith</u>
Service Life:	<u>20 years</u>	Project Status:	<u>Existing</u>
Year Project Began:	<u>2021</u>		
Is this project associated with a Master Plan?	<u>Yes - Economic Development Master Plan</u>		

Project Description

Secure a new user for the Coca-Cola property. Possible incentives and/or planning, concepts, consultants, etc..to secure a new user to the Coca-Cola property.

Project Justification

Increase tax base along with job creation.

If there has been a change from prior year please explain:

FY 2022 budget of \$300,000 reappropriated to FY 2024.

Expenditure Plan	2023	2024	2025	2026	2027	2028	TOTAL
Project Costs	\$ -	\$ 300,000	\$ 300,000	\$ -	\$ -	\$ -	\$ 600,000

Funding Plan	2023	2024	2025	2026	2027	2028	TOTAL
Penny Fund		\$ 300,000	\$ 300,000	\$ -	\$ -	\$ -	\$ 600,000
Total	\$ -	\$ 300,000	\$ 300,000	\$ -	\$ -	\$ -	\$ 600,000

Annual Operations & Maintenance Costs (if any)	2023	2024	2025	2026	2027	2028	TOTAL
General Fund	\$ -	\$ -	\$ -	\$ -	\$ -	\$ -	\$ -

Cost Assumptions

Total Estimated Cost of Project: \$600,000 **Date of Cost Estimate:** 2/21/2022

Scope of Estimate:

Preliminary budget estimates based on possible incentives and/or planning, concepts, consultants, etc..to secure a new user to the Coca-Cola property.

FY 2023 CAPITAL IMPROVEMENT PROJECT REQUEST FORM

PENNY FUND

Project Name: Community Center Parking Lot

Epic! Goal

2. Create a visual sense of place.

At A Glance

Project Type:	<u>Rehabilitation</u>	Project Number:	<u>421801</u>
Department:	<u>Parks & Recreation</u>	Project Manager:	<u>Lanie Sheets / Bruce Wirth</u>
Service Life:	<u>TBD</u>	Project Status:	<u>Existing</u>
Year Project Began:	<u>2018</u>		
Is this project associated with a Master Plan?	<u>No</u>		

Project Description

This project provided funds in FY 2020 for the design and SWFWMD permitting of the replacement of the gravel and also to increase parking capacity. The pond behind the Community Center by the restrooms will need to be increased in capacity for the additional impervious area. Cost estimates were provided by the consultant. Future funds are for construction.

Project Justification

There is a current issue with the loose gravel causing uneven surfaces for walking and the need for regular maintenance to avoid safety issues. In addition, there has been an increasing problem with not enough parking. The programming capacity of the building is greater than can be accommodated with the current parking lot. In the meantime, overflow parking has been permanently established in the grass lot west of the Fine Arts Center.

If there has been a change from prior year please explain:

FY 2022 Construction moved to FY 2025.

Expenditure Plan	2023	2024	2025	2026	2027	2028	TOTAL
Project Costs	\$ -	\$ -	\$ 350,000	\$ -	\$ -	\$ -	\$ 350,000

Funding Plan	2023	2024	2025	2026	2027	2028	TOTAL
Penny Fund	\$ -	\$ -	\$ 350,000	\$ -	\$ -	\$ -	\$ 350,000
Total	\$ -	\$ -	\$ 350,000	\$ -	\$ -	\$ -	\$ 350,000

Annual Operations & Maintenance Costs (if any)	2023	2024	2025	2026	2027	2028	TOTAL
General Fund	\$ -	\$ -	\$ -	\$ -	\$ -	\$ -	\$ -

Cost Assumptions

Total Estimated Cost of Project: \$350,000 **Date of Cost Estimate:** 2/1/2021

Scope of Estimate:

Cost estimates provided in 2021 by consultant

FY 2023 CAPITAL IMPROVEMENT PROJECT REQUEST FORM

PENNY FUND

Project Name: Dog Park

Epic! Goal

1. Create a vibrant, cultural experience that touches the lives of our community and visitors.

At A Glance

Project Type:	<u>Infrastructure</u>	Project Number:	<u>461801</u>
Department:	<u>Parks & Recreation</u>	Project Manager:	<u>Vince Gizzi</u>
Service Life:	<u>25 years</u>	Project Status:	<u>Existing</u>
Year Project Began:	<u>2018</u>		
Is this project associated with a Master Plan?	<u>No</u>		

Project Description

This project would construct a dog park at a site to be determined. Elements may include (depending on the site selected), fencing, shade, landscaping, water stations, parking improvements, etc.

Project Justification

The Parks & Recreation Department completed a Strategic Plan in 2015. One of the major deficiencies identified was the need for a new or additional dog park. Happy Tails dog park sat at the edge of a retention pond and was under water large portions of the year. In 2019, it was closed due to the Blue Jays complex expansion. Although the City was able to partner with Achieva Credit Union to expand their dog park, the goal is still to have a dog park on city-owned property. The projected cost is for development only and does not include land acquisition if necessary.

If there has been a change from prior year please explain:

Funds have been updated based on current pricing and a potential site.

Expenditure Plan	2023	2024	2025	2026	2027	2028	TOTAL
Project Costs	\$ 300,000	\$ -	\$ -	\$ -	\$ -	\$ -	\$ 300,000

Funding Plan	2023	2024	2025	2026	2027	2028	TOTAL
Penny Fund	\$ 300,000	\$ -	\$ -	\$ -	\$ -	\$ -	\$ 300,000
Total	\$ 300,000	\$ -	\$ -	\$ -	\$ -	\$ -	\$ 300,000

Annual Operations & Maintenance Costs (if any)	2023	2024	2025	2026	2027	2028	TOTAL
General Fund	\$ -	\$ -	\$ -	\$ -	\$ -	\$ -	\$ -

Cost Assumptions

Total Estimated Cost of Project: \$300,000 **Date of Cost Estimate:** 2/1/2022

Scope of Estimate:

Costs may change; contingent upon the site selected.

FY 2023 CAPITAL IMPROVEMENT PROJECT REQUEST FORM

PENNY FUND

Project Name: Gladys Douglas Preserve Development

Epic! Goal

1. Create a vibrant, cultural experience that touches the lives of our community and visitors.

At A Glance

Project Type:	<u>Infrastructure</u>	Project Number:	<u>462201</u>
Department:	<u>Parks & Recreation</u>	Project Manager:	<u>Vince Gizzi</u>
Service Life:	<u>20 years</u>	Project Status:	<u>Existing</u>
Year Project Began:	<u>2022</u>		
Is this project associated with a Master Plan?		<u>No</u>	

Project Description

This project will provide the initial funding for the development of the Gladys Douglas Preserve into a community park. The initial funds in FY 2022 will provide for consulting services to develop a master plan, fencing and site security, and clean-up and disposal of onsite debris. FY 23 funding will provide for initial park developments for basic public access. Future year funding will include final phases of park amenities including a fishing pier, kayak launch, observation platform, picnic shelter, parking and restroom facilities.

Project Justification

The Gladys Douglas Property was purchased by the City of Dunedin with the assistance of Pinellas County and the Pinellas Community Foundation. The property is currently being used for residential purposes. Various site improvements will need to be done before the park can be accessed by the public. This project will provide for the initial phases in park planning and development.

If there has been a change from prior year please explain:

2022 Funding was for initial planning and site clearing. Future park development amenities required by the FCT grant have been added. **FCT funding revenues are TBD but should be approximately \$700,000.**

Expenditure Plan	2023	2024	2025	2026	2027	2028	TOTAL
Project Costs	\$ 650,000	\$ 650,000	\$ -	\$ -	\$ -	\$ -	\$ 1,300,000

Funding Plan	2023	2024	2025	2026	2027	2028	TOTAL
Penny Fund	\$ 650,000	\$ 650,000	\$ -	\$ -	\$ -	\$ -	\$ 1,300,000
Total	\$ 650,000	\$ 650,000	\$ -	\$ -	\$ -	\$ -	\$ 1,300,000

Annual Operations & Maintenance Costs (if any)

	2023	2024	2025	2026	2027	2028	TOTAL
General Fund	\$ -	\$ -	\$ -	\$ -	\$ -	\$ -	\$ -

Cost Assumptions

Total Estimated Cost of Project: \$1,500,000 **Date of Cost Estimate:** 2/1/2022

Scope of Estimate:

This is a rough order of magnitude for the cost estimate. More precise estimates will be forthcoming as the exact scope of each element is defined.

FY 2023 CAPITAL IMPROVEMENT PROJECT REQUEST FORM

PENNY FUND

Project Name: Highlander Pool Replacement

Epic! Goal

1. Create a vibrant, cultural experience that touches the lives of our community and visitors.

At A Glance

Project Type: <u>Infrastructure</u>	Project Number: <u>422103</u>
Department: <u>Parks & Recreation</u>	Project Manager: <u>Vince Gizzi / Alicia Castricone</u>
Service Life: <u>30 years</u>	Project Status: <u>Existing</u>
Year Project Began: <u>2021</u>	
Is this project associated with a Master Plan? <u>No</u>	

Project Description

The current pool was built in 1977 and has exceeded its useful life. The proposed project would replace the existing pool, bathhouse, and all corresponding pump and mechanical facilities. In addition, new aquatic features may be included. A master plan is being developed based on the associated cost estimates for each element to determine necessary phasing of the project as monies become available. When additional funding is available, future phases to include incorporation of sprayground into the aquatic facility and other recreational amenities such as slides, lazy river, and/or wellness pool.

Project Justification

An aquatic feasibility study was conducted in 2009 that documented the need to replace the existing pool facility as it has reached the end of its useful life. The study also documented the desire of the community for a recreational aquatic complex. The Parks & Recreation Department also conducted community-wide surveys in 2019 and 2021 to identify the desired features of a new aquatic complex.

If there has been a change from prior year please explain:

Addition of ARPA Funding. Also please note that this is assuming only \$100K of FY 22 monies will be spent (of the \$1M). Remaining FY 22 Penny funds have been reappropriated in FY 24 to reduce/eliminate need for carry forward. Also, monies were distributed among fiscal years using ARPA first and Penny second.

Expenditure Plan	2023	2024	2025	2026	2027	2028	TOTAL
Project Costs	\$ 2,000,000	\$ 6,500,000	\$ -	\$ -	\$ -	\$ -	\$ 8,500,000

Funding Plan	2023	2024	2025	2026	2027	2028	TOTAL
ARPA Fund	\$ 2,000,000	\$ 2,000,000	\$ -	\$ -	\$ -	\$ -	\$ 4,000,000
Penny Fund	\$ -	\$ 4,500,000	\$ -	\$ -	\$ -	\$ -	\$ 4,500,000
Total	\$ 2,000,000	\$ 6,500,000	\$ -	\$ -	\$ -	\$ -	\$ 8,500,000

Annual Operations & Maintenance Costs (if any)

	2023	2024	2025	2026	2027	2028	TOTAL
General Fund	\$ -	\$ -	\$ -	\$ -	\$ -	\$ -	\$ -

Cost Assumptions

Total Estimated Cost of Project: \$8,500,000 **Date of Cost Estimate:** 3/25/2022

Scope of Estimate:

Estimate does not include total project cost which could be between \$10-\$14M. Additional O&M TBD depending on design and phasing

FY 2023 CAPITAL IMPROVEMENT PROJECT REQUEST FORM

PENNY FUND

Project Name: Milwaukee Avenue Streetscape/Parking

Epic! Goal

2. Create a visual sense of place.

At A Glance

Project Type:	<u>Improvement</u>	Project Number:	<u>172205</u>
Department:	<u>Economic & Housing Dev.</u>	Project Manager:	<u>Robert Ironsmith</u>
Service Life:	<u>20 years</u>	Project Status:	<u>Existing</u>
Year Project Began:	<u>2022</u>		
Is this project associated with a Master Plan?		<u>No</u>	

Project Description

In conjunction with approved Development Agreement for Gateway, the City is to contribute approximately \$35,000 toward parking on Milwaukee Avenue in partnership with Gateway Developer.

Project Justification

If there has been a change from prior year please explain:

Creation of additional public parking on Milwaukee Avenue in partnership with Gateway Developer.

Expenditure Plan	2023	2024	2025	2026	2027	2028	TOTAL
Project Costs	\$ 35,000	\$ -	\$ -	\$ -	\$ -	\$ -	\$ 35,000

Funding Plan	2023	2024	2025	2026	2027	2028	TOTAL
Prior Year Carryforward	\$ 35,000	\$ -	\$ -	\$ -	\$ -	\$ -	\$ 35,000
Total	\$ 35,000	\$ -	\$ -	\$ -	\$ -	\$ -	\$ 35,000

Annual Operations & Maintenance Costs (if any)	2023	2024	2025	2026	2027	2028	TOTAL
General Fund	\$ -	\$ -	\$ -	\$ -	\$ -	\$ -	\$ -

Cost Assumptions

Total Estimated Cost of Project: \$35,000 **Date of Cost Estimate:** 2/23/2021

Scope of Estimate:

Per Gateway Development Agreement, final number dependent on Parkland Impact fee.

FY 2023 CAPITAL IMPROVEMENT PROJECT REQUEST FORM

PENNY FUND

Project Name: Parking Garage

Epic! Goal

1. Create a vibrant, cultural experience that touches the lives of our community and visitors.

At A Glance

Project Type:	<u>Infrastructure</u>	Project Number:	<u>112001</u>
Department:	<u>Economic & Housing Dev.</u>	Project Manager:	<u>Robert Ironsmith</u>
Service Life:	<u>30 years</u>	Project Status:	<u>Existing</u>
Year Project Began:	<u>2022</u>		
Is this project associated with a Master Plan?	<u>Yes - CRA Downtown Master Plan 2033</u>		

Project Description

Funds to provide additional downtown parking. In addition the Downtown Caretaker Yard will be relocated from the leased Douglas Avenue Art Incubator site.

Project Justification

Provide additional downtown parking. To respond to an unmet need in the City of Dunedin, the City Commission recently approved purchasing a vacant lot, "Dunedin Station", located at the corner of Douglas Avenue and Scotland Street on October 19, 2021 to maintain and increase parking availability for downtown businesses, visitors, and residents. Prior to purchase of the lot, the City leased the lot for surface parking through the Community Redevelopment Agency. To date, the lot currently remains a surface parking with future plans being discussed to build a parking garage and/or increase the usability of the lot for parking purposes.

If there has been a change from prior year please explain:

Additional Parking Project was changed to Parking Garage in FY 2022 \$4,000,000 was used for the purchase of the property. \$1,200,000 is needed for design and \$5,000,000 for construction and \$45,000 per year for maintenance (General Fund). Operations and maintenance would become a part of the annual operational budget of City owned and operated facilities, funded as an annual operation expense. Based on standard operating practices for parking garages, annual maintenance is estimated between \$150-\$175 per parking space. Total estimated project cost of \$6.2 million of which \$4.2 million is budgeted and the remaining is unfunded with the expectation of grant funding opportunities covering the shortfall.

Expenditure Plan	2023	2024	2025	2026	2027	2028	TOTAL
Project Costs	\$ 1,200,000	\$ 5,000,000	\$ -	\$ -	\$ -	\$ -	\$ 6,200,000

Funding Plan	2023	2024	2025	2026	2027	2028	TOTAL
Penny Fund	\$ 1,200,000	\$ 1,500,000	\$ -	\$ -	\$ -	\$ -	\$ 2,700,000
CRA Fund	\$ -	\$ 1,500,000	\$ -	\$ -	\$ -	\$ -	\$ 1,500,000
Unfunded	\$ -	\$ 2,000,000	\$ -	\$ -	\$ -	\$ -	\$ 2,000,000
Total	\$ 1,200,000	\$ 5,000,000	\$ -	\$ -	\$ -	\$ -	\$ 6,200,000

Annual Operations & Maintenance Costs (if any)

	2023	2024	2025	2026	2027	2028	TOTAL
General Fund	\$ -	\$ 45,000	\$ 45,000	\$ 45,000	\$ 45,000	\$ 45,000	\$ 225,000

Cost Assumptions

Total Estimated Cost of Project: \$6,200,000 **Date of Cost Estimate:** 5/9/2022

Scope of Estimate:

Estimate for Parking Garage based on preliminary concept which is subject to change. The City has applied for a federal grant to fully fund the remaining \$2.0 million needed to complete the project. This would provide a City Contribution of \$4.2 million in total and federal grant contribution of \$2.0 million.

FY 2023 CAPITAL IMPROVEMENT PROJECT REQUEST FORM

PENNY FUND

Project Name: Patricia Corridor Enhancements

Epic! Goal

2. Create a visual sense of place.

At A Glance

Project Type:	<u>Improvement</u>	Project Number:	<u>181905</u>
Department:	<u>Economic & Housing Dev.</u>	Project Manager:	<u>Robert Ironsmith</u>
Service Life:	<u></u>	Project Status:	<u>Existing</u>
Year Project Began:	<u>2020</u>		
Is this project associated with a Master Plan?	<u>Yes - Economic Development Master Plan</u>		

Project Description

Planned improvements to the Patricia Avenue Corridor consisting of an entryway feature at SR 580 and Patricia Avenue along with artistic features and possible landscaping.

Project Justification

Planned enhancement to continue the revitalization of the Patricia Avenue corridor. Improvements will add vibrancy to Patricia Avenue and encourage private investment resulting in increased tax base and job creation.

If there has been a change from prior year please explain:

Carryforward of FY 2022 and an additional \$155,000 is needed due to the overall project costs and increased FDOT requirements and inflationary pressures.

Expenditure Plan	2023	2024	2025	2026	2027	2028	TOTAL
Project Costs	\$ 155,000	\$ 20,000	\$ -	\$ -	\$ -	\$ -	\$ 175,000

Funding Plan	2023	2024	2025	2026	2027	2028	TOTAL
Prior Year Carryforward	TBD	\$ 20,000	\$ -	\$ -	\$ -	\$ -	\$ 20,000
Penny Fund	\$ 155,000	\$ -	\$ -	\$ -	\$ -	\$ -	\$ 155,000
Total	\$ 155,000	\$ 20,000	\$ -	\$ -	\$ -	\$ -	\$ 175,000

Annual Operations & Maintenance Costs (if any)

	2023	2024	2025	2026	2027	2028	TOTAL
General Fund	\$ -	\$ -	\$ -	\$ -	\$ -	\$ -	\$ -

Cost Assumptions

Total Estimated Cost of Project: \$385,000 **Date of Cost Estimate:** 2/18/2022

Scope of Estimate:

Estimates being developed, but comparable entry way features and \$20,000 for Art. Total cost of project and includes carryforward from FY2022.

FY 2023 CAPITAL IMPROVEMENT PROJECT REQUEST FORM

PENNY FUND

Project Name: Pavement Management Program

Epic! Goal

2. Create a visual sense of place.

At A Glance

Project Type:	<u>Replacement</u>	Project Number:	<u>631801</u>
Department:	<u>PW-Streets</u>	Project Manager:	<u>Bruce Wirth, PE</u>
Service Life:	<u>15 years</u>	Project Status:	<u>Existing</u>
Year Project Began:	<u> </u>		
Is this project associated with a Master Plan?	<u>No</u>		

Project Description

The City has an established Pavement Asset Management Software Program for the systematic analysis of roadway paving projects throughout the City, from rehabilitation to reconstruction. In FY 2016, a consultant evaluated all the roadways throughout the City. The entire network of City roadways was organized in a database for program planning. The model provides data driven direction to staff as to the planning of roadway preservation and reconstruction projects throughout the City. The model considers various pavement treatment options and available funding in order to maximize cost efficiency for the development of annual paving contracts. Compliance with ADA will be incorporated into the project plans as required. These typically include replacement of sidewalk ramps, gutters and crosswalks. No operating impacts are anticipated from this project.

Project Justification

Road resurfacing and maintenance projects are developed utilizing the City's Pavement Asset Management Software Program to achieve the desired level of service. The maintenance and repair of the City's brick roads have previously been included in this program. Going into FY23, a new CIP for Brick Street Repairs has been submitted for Commission approval.

If there has been a change from prior year please explain:

Cost share starting in FY24 has been updated based on estimated fund availability. On average, based on history, approximately 2/3 of funding comes from the Penny, with 1/3 from the County Gas Tax Fund. Additional funds added from stormwater to cover costs for underdrain and curb & gutter as needed for the pavement management program

Expenditure Plan	2023	2024	2025	2026	2027	2028	TOTAL
Project Costs	\$ 1,200,000	\$ 1,200,000	\$ 1,200,000	\$ 1,200,000	\$ 1,200,000	\$ 1,200,000	\$ 7,200,000

Funding Plan	2023	2024	2025	2026	2027	2028	TOTAL
CGT Fund	\$ 310,000	\$ 290,000	\$ 270,000	\$ 270,000	\$ 270,000	\$ 270,000	\$ 1,680,000
Penny Fund	\$ 690,000	\$ 710,000	\$ 730,000	\$ 730,000	\$ 730,000	\$ 730,000	\$ 4,320,000
Stormwater Fund	\$ 200,000	\$ 200,000	\$ 200,000	\$ 200,000	\$ 200,000	\$ 200,000	\$ 1,200,000
Total	\$ 1,200,000	\$ 1,200,000	\$ 1,200,000	\$ 1,200,000	\$ 1,200,000	\$ 1,200,000	\$ 7,200,000

Annual Operations & Maintenance Costs (if any)

	2023	2024	2025	2026	2027	2028	TOTAL
CGT Fund	\$ -	\$ -	\$ -	\$ -	\$ -	\$ -	\$ -

Cost Assumptions

Total Estimated Cost of Project: \$1,200,000 per year **Date of Cost Estimate:** 2/28/2022

Scope of Estimate:

FY 2023 CAPITAL IMPROVEMENT PROJECT REQUEST FORM

PENNY FUND

Project Name: Playground Equipment Replacement

Epic! Goal

2. Create a visual sense of place.

At A Glance

Project Type:	<u>Replacement</u>	Project Number:	<u>469301</u>
Department:	<u>Parks & Recreation</u>	Project Manager:	<u>Lanie Sheets</u>
Service Life:	<u>12 years</u>	Project Status:	<u>Existing</u>
Year Project Began:	<u></u>		
Is this project associated with a Master Plan?	<u>No</u>		

Project Description

The City of Dunedin has an inventory of 13 playgrounds citywide that must meet all current regulations and safety standards to ensure the well-being of users. A typical playground has a lifespan of 10-15 years; this requires replacement of one or two playgrounds annually. FY 2023 would do a partial renovation of the Boundless Playground at the Dunedin Community Center.

Project Justification

The Boundless playground was installed in 2007 and will be 16 years old in 2023. Some of the pieces of equipment will be reaching their useful life.

If there has been a change from prior year please explain:

Adjusted projected amounts and replacement dates for future projects (2025-2028)

Expenditure Plan	2023	2024	2025	2026	2027	2028	TOTAL
Project Costs	\$ 125,000	\$ -	\$ 60,000	\$ 100,000	\$ 200,000	\$ 200,000	\$ 685,000

Funding Plan	2023	2024	2025	2026	2027	2028	TOTAL
Penny Fund	\$ 125,000	\$ -	\$ 60,000	\$ 100,000	\$ 200,000	\$ 200,000	\$ 685,000
Total	\$ 125,000	\$ -	\$ 60,000	\$ 100,000	\$ 200,000	\$ 200,000	\$ 685,000

Annual Operations & Maintenance Costs (if any)	2023	2024	2025	2026	2027	2028	TOTAL
General Fund	\$ -	\$ -	\$ -	\$ -	\$ -	\$ -	\$ -

Cost Assumptions

Total Estimated Cost of Project: _____ **Date of Cost Estimate:** 2/1/2022

Scope of Estimate:

FY 2023 CAPITAL IMPROVEMENT PROJECT REQUEST FORM

PENNY FUND

Project Name: Pram Shed Replacement

Epic! Goal

3. Promote Dunedin as The Premier Coastal Community, protecting and improving our natural resources for the enjoyment of all.

At A Glance

Project Type: <u>Infrastructure</u>	Project Number: <u>422106</u>
Department: <u>Parks & Recreation</u>	Project Manager: <u>Russell Ferlita / Lanie Sheets</u>
Service Life: <u>40 years</u>	Project Status: <u>Existing</u>
Year Project Began: _____	
Is this project associated with a Master Plan? <u>No</u>	

Project Description

This project would construct a replacement storage facility for the pram shed located on the west wall of the Marina. This building currently provides storage of sailboats and other equipment for all of our sailing programs (Windlasses, Dunedin Youth Sailing, lessons and summer camps). It is also the only maintenance storage for the Marina operations. The new structure would be the same size building (30' x 40') with break away walls to meet the building codes.

Project Justification

Current facilities has outlived its useful life.

If there has been a change from prior year please explain:

Updated based on bid opening 2-22-2022

Expenditure Plan	2023	2024	2025	2026	2027	2028	TOTAL
Project Costs	\$ 600,000	\$ -	\$ -	\$ -	\$ -	\$ -	\$ 600,000

Funding Plan	2023	2024	2025	2026	2027	2028	TOTAL
Penny Fund	\$ 600,000	\$ -	\$ -	\$ -	\$ -	\$ -	\$ 600,000
Total	\$ 600,000	\$ -	\$ -	\$ -	\$ -	\$ -	\$ 600,000

Annual Operations & Maintenance Costs (if any)	2023	2024	2025	2026	2027	2028	TOTAL
Marina Fund	\$ -	\$ -	\$ -	\$ -	\$ -	\$ -	\$ -

Cost Assumptions

Total Estimated Cost of Project: \$675,000 **Date of Cost Estimate:** 5/2022

Scope of Estimate:

Based on bid opening 2/22/2022

FY 2023 CAPITAL IMPROVEMENT PROJECT REQUEST FORM

PENNY FUND

Project Name: Skinner Boulevard Improvements

Epic! Goal

2. Create a visual sense of place.

At A Glance

Project Type:	<u>Improvement</u>	Project Number:	<u>171801</u>
Department:	<u>Economic & Housing Dev.</u>	Project Manager:	<u>Robert Ironsmith</u>
Service Life:	<u>20 years</u>	Project Status:	<u>Existing</u>
Year Project Began:	<u>2019</u>		
Is this project associated with a Master Plan?		<u>Yes - CRA Downtown Master Plan 2033</u>	

Project Description

Skinner Blvd Complete Streets Project, the scope of this project includes lane reduction and roundabouts. Design & construction will be managed by FDOT. Design will occur in 2022 an 2023, Construction programmed for 2024. Waiting on estimate from Duke to underground utilities.

Project Justification

A complete street make over for Skinner Boulevard will address vehicular safety issues arising from high motorist speeds. The planned improvements will improve roadway aesthetics and will also stimulate redevelopment.

If there has been a change from prior year please explain:

Costs have been updated - Total Design \$1,300,000 -\$600,000 from CRA - \$400,000 in FY 2022 and \$200,000 in FY 2023 and \$700,000 from FDOT
 Project Funding for Construction:
 \$1,000,000 Penny
 \$1,000,000 Forward Pinellas
 \$1,500,000 ARPA
 \$500,000 HSIP safety grant
 \$2,500,000 CRA

Expenditure Plan	2023	2024	2025	2026	2027	2028	TOTAL
Project Costs							
Design	\$ 200,000	\$ -	\$ -	\$ -	\$ -	\$ -	\$ 200,000
Construction	\$ -	\$ 5,000,000	\$ -	\$ -	\$ -	\$ -	\$ 5,000,000
Total	\$ 200,000	\$ 5,000,000	\$ -	\$ -	\$ -	\$ -	\$ 5,200,000

Funding Plan	2023	2024	2025	2026	2027	2028	TOTAL
CRA Fund	\$ 200,000	\$ 2,500,000	\$ -	\$ -	\$ -	\$ -	\$ 2,700,000
ARPA Fund	\$ -	\$ 1,500,000	\$ -	\$ -	\$ -	\$ -	\$ 1,500,000
Penny Fund	\$ -	\$ 1,000,000	\$ -	\$ -	\$ -	\$ -	\$ 1,000,000
Total	\$ 200,000	\$ 5,000,000	\$ -	\$ -	\$ -	\$ -	\$ 5,200,000

Annual Operations & Maintenance Costs (if any)							
	2023	2024	2025	2026	2027	2028	TOTAL
CRA Fund	\$ -	\$ -	\$ -	\$ -	\$ -	\$ -	\$ -

Cost Assumptions

Total Estimated Cost of Project: \$7,800,000 **Date of Cost Estimate:** 2/15/2022

Scope of Estimate:

FDOT will be managing this project.

FY 2023 CAPITAL IMPROVEMENT PROJECT REQUEST FORM

AMERICAN RESCUE PLAN ACT (ARPA) FUND

Project Name: Broadband Internet Fiber Cable Infrastructure

Epic! Goal

5. Enhance community relationship strategies that strengthen inclusiveness, respect, transparency and collaborative engagement.

At A Glance

Project Type: <u>Infrastructure</u>	Project Number: <u>152102</u>
Department: <u>IT Services</u>	Project Manager: <u>Michael Nagy</u>
Service Life: <u>20 years</u>	Project Status: <u>New</u>
Year Project Began: _____	
Is this project associated with a Master Plan? <u>No</u>	

Project Description

Installation of new fiber optics cabling/infrastructure, software and hardware equipment to provide public Internet Wi-Fi zones in public parks & to also connect critical public water/wastewater systems to a secure internal network for monitoring and protection from cyber threats.

Project Justification

NEW SECURE UNDERGROUND FIBER OPTICS CABLING: The City cannot provide free public wireless internet in any of its parks or facilities without the installation of additional secure underground fiber optics cabling. Some City sites rely on a third-party connection, while other sites have no means to connect to the internet. This fiber cabling is the backbone required to provide any type of wireless connectivity for the public internet access. It also provides a benefit to the City by connecting it three all of its data centers to a dedicated fiber line.

FREE PUBLIC WI-FI: The City could provide free public wireless internet in several of its major parks and facilities. By doing so, the City's would also benefit by providing a more secure voice & data infrastructure for its own systems to reduce cybersecurity attacks with the installation of the new dedicated fiber optics cabling that is already required for the public broadband internet.

CITY FACILITIES: The entire City's data and voice infrastructure that starts in the Public Service Admin Building would not need to rely on connectivity through the Water Treatment Plant and also through the Wastewater Treatment Plant. Should either of those two plants lose connectivity, the entire City voice and data network or major portions thereof, could be affected, thus not providing the free public wireless access, not allowing access to the City's data network for its citizens and employees, and loss of telecommunications to the public and emergency services. The fiber cabling infrastructure would also connect all of the city main facilities to the city's voice and data network. Facilities that include the New City Hall, Marina/Edgewater Park, Stirling Park Driving Range Building, Dunedin Golf Club House and Cart Bar, The EOC, Parks Operation Facility, Fire Station 62, Gladys Douglas Park, Pioneer Parks and the Monroe Street Garage. This project also includes the relocation of the City's main fiber cable that runs under Skinner Blvd in preparation of the FDOT Skinner Blvd road work in 2023.

If there has been a change from prior year please explain:

Funding for this project was included in the FY22 ARPA Broadband Internet funding totaling \$3.8 million. This project has replaced the FY22 Dedicated Fiber for New City Hall CIP project. Costs in FY22 include \$625,000 for the EOC fiber cabling as part of the Solon Force Main Project and \$500,000 for design work and documentation.

Expenditure Plan	2023	2024	2025	2026	2027	2028	TOTAL
Project Costs	\$ 1,675,000	\$ 1,000,000	\$ -	\$ -	\$ -	\$ -	\$ 2,675,000

Funding Plan	2023	2024	2025	2026	2027	2028	TOTAL
ARPA Fund	\$ 1,675,000	\$ 1,000,000	\$ -	\$ -	\$ -	\$ -	\$ 2,675,000
Total	\$ 1,675,000	\$ 1,000,000	\$ -	\$ -	\$ -	\$ -	\$ 2,675,000

Annual Operations & Maintenance Costs (if any)

	2023	2024	2025	2026	2027	2028	TOTAL
IT Services Fund	\$ -	\$ -	\$ -	\$ -	\$ -	\$ -	\$ -

Cost Assumptions

Total Estimated Cost of Project: \$3,800,000 **Date of Cost Estimate:** 2/27/2022

Scope of Estimate:

FY 2023 CAPITAL IMPROVEMENT PROJECT REQUEST FORM

AMERICAN RESCUE PLAN ACT (ARPA) FUND

Project Name: Cybersecurity Training & Equipment

Epic! Goal

5. Enhance community relationship strategies that strengthen inclusiveness, respect, transparency and collaborative engagement.

At A Glance

Project Type: <u>Infrastructure</u>	Project Number: <u>152207</u>
Department: <u>IT Services</u>	Project Manager: <u>Michael Nagy</u>
Service Life: <u>20 years</u>	Project Status: <u>New</u>
Year Project Began: _____	
Is this project associated with a Master Plan? <u>No</u>	

Project Description

Cybersecurity refers to protecting hardware, software, and data from attackers. It protects against cyberattacks like accessing, changing, or destroying sensitive information. The City will need to upgrade various hardware and software applications and provide training opportunities to staff to assist in protecting against cyber attacks.

Project Justification

Provide Advanced Security Software to be installed on the network switches that scan for issues, access, utilization and threats; upgrade the current Email Security Gateway device that manages and filters all inbound and outbound email traffic to protect the City from email-borne threats and data leaks; upgrade the current Email Spam Filtering device that protects against software virus and spam messaging penetration in the Email Security Gateway device; upgrade the current Firewalls device that is used for blocking unauthorized access to the City's data; upgrade Network Switch devices that are configured to allow only secure and authorized transfer of City data; provide Intrusion Detection Audits and Analysis from third-party support to monitor the events occurring on desktop computers and network devices, analyzing the events for signs of possible incidents or threats, and reporting such events to assist in protecting the City's data infrastructure; and to provide cybersecurity training to all City employees.

If there has been a change from prior year please explain:

Funding for this project was included in the FY22 ARPA Cybersecurity funding totaling \$250,000. Costs are likely to occur in FY22.

Expenditure Plan	2023	2024	2025	2026	2027	2028	TOTAL
Project Costs	\$ -	\$ -	\$ -	\$ -	\$ -	\$ -	\$ -

Funding Plan	2023	2024	2025	2026	2027	2028	TOTAL
Prior Year Carryforward	\$ -	\$ -	\$ -	\$ -	\$ -	\$ -	\$ -
Total	\$ -	\$ -	\$ -	\$ -	\$ -	\$ -	\$ -

Annual Operations & Maintenance Costs (if any)

	2023	2024	2025	2026	2027	2028	TOTAL
IT Services Fund	\$ -	\$ 25,000	\$ 25,000	\$ 26,000	\$ 26,000	\$ 27,000	\$ 129,000

Cost Assumptions

Total Estimated Cost of Project: \$250,000 **Date of Cost Estimate:** 2/27/2022

Scope of Estimate:

FY 2023 CAPITAL IMPROVEMENT PROJECT REQUEST FORM

AMERICAN RESCUE PLAN ACT (ARPA) FUND

Project Name: Dunedin Golf Club Renovation and Transition Plan

Epic! Goal

1. Create a vibrant, cultural experience that touches the lives of our community and visitors.

At A Glance

Project Type: <u>Rehabilitation</u>	Project Number: <u>New</u>
Department: <u>City Manager</u>	Project Manager: <u>Vince Gizzi / Bruce Wirth</u>
Service Life: <u>30 years</u>	Project Status: <u>New</u>
Year Project Began: <u>2022</u>	
Is this project associated with a Master Plan? <u>No</u>	

Project Description

Renovations of the Dunedin Golf Club as outlined by the Sustainability Study by the National Golf Foundation including greens, tees, irrigation, drainage improvements, cart path repair, bridge resurfacing, clubhouse enhancements, maintenance building, patio expansion, range expansion, and clubhouse upgrades.

Project Justification

If there has been a change from prior year please explain:

Expenditure Plan	2023	2024	2025	2026	2027	2028	TOTAL
Project Costs	\$ 2,000,000	\$ 2,000,000	\$ -	\$ -	\$ -	\$ -	\$ 4,000,000

Funding Plan	2023	2024	2025	2026	2027	2028	TOTAL
ARPA Fund	\$ 2,000,000	\$ -	\$ -	\$ -	\$ -	\$ -	\$ 2,000,000
Golf Operations Fund	\$ -	\$ 2,000,000	\$ -	\$ -	\$ -	\$ -	\$ 2,000,000
Total	\$ 2,000,000	\$ 2,000,000	\$ -	\$ -	\$ -	\$ -	\$ 4,000,000

Annual Operations & Maintenance Costs (if any)

	2023	2024	2025	2026	2027	2028	TOTAL
Golf Operations Fund	\$ -	\$ -	\$ -	\$ -	\$ -	\$ -	\$ -

Cost Assumptions

Total Estimated Cost of Project: \$4,000,000 **Date of Cost Estimate:** 8/6/2021

Scope of Estimate:

Per NGF Sustainability Study

FY 2023 CAPITAL IMPROVEMENT PROJECT REQUEST FORM

AMERICAN RESCUE PLAN ACT (ARPA) FUND

Project Name: Dunedin Public Library Playground

Epic! Goal

1. Create a vibrant, cultural experience that touches the lives of our community and visitors.

At A Glance

Project Type:	<u>Repair & Maintenance</u>	Project Number:	<u>412101</u>
Department:	<u>Library</u>	Project Manager:	<u>Phyllis Gorshe / Lanie Sheets</u>
Service Life:	<u>12 years</u>	Project Status:	<u>Existing</u>
Year Project Began:	<u></u>		
Is this project associated with a Master Plan?	<u>No</u>		

Project Description

The current Dunedin Public Library playground was installed in 2010 with funding from the Dunedin Friends of the Library, City of Dunedin General Fund, and numerous donors. A typical playground has a lifespan of 10-15 years. The Dunedin Friends of the Library and other stakeholder groups/donors would fundraise in order to fund all of the demo, removal, new playground equipment, installation and labor for the Library. Due to COVID 19 and fundraising concerns, the project needs to be moved to the next fiscal year, 2023. The library is currently looking at grants to help supplement the fundraising of the Friends of the Library. We will work with Parks and Recreation on the bids and recommendations of playground equipment. In addition, Parks and Recreation regularly monitors the current structure for quality and safety. The City of Dunedin also allocated \$50,000 in ARPA funding toward the project.

Project Justification

This project will meet the EPIC goals 1 & 2. As the playground equipment is showing its age, it is important that we replace the structure for the safety and enjoyment of our library patrons.

If there has been a change from prior year please explain:

The project was originally planned for 2021, but due to COVID19, the Friends of the Library had to reevaluate their fundraising due to limited income with the book store being closed and no large events such as the annual book sale. Fundraising has started and the City of Dunedin has designated \$50,000 in ARPA funding to this project. The project may not be completed in FY 2022 so the CIP is being submitted for FY 2023.

Expenditure Plan	2023	2024	2025	2026	2027	2028	TOTAL
Project Costs	\$ 100,000	\$ -	\$ -	\$ -	\$ -	\$ -	\$ 100,000

Funding Plan	2023	2024	2025	2026	2027	2028	TOTAL
General Fund	\$ 50,000	\$ -	\$ -	\$ -	\$ -	\$ -	\$ 50,000
ARPA Fund	\$ 50,000	\$ -	\$ -	\$ -	\$ -	\$ -	\$ 50,000
Total	\$ 100,000	\$ -	\$ -	\$ -	\$ -	\$ -	\$ 100,000

Annual Operations & Maintenance Costs (if any)

	2023	2024	2025	2026	2027	2028	TOTAL
General Fund	\$ -	\$ -	\$ -	\$ -	\$ -	\$ -	\$ -

Cost Assumptions

Total Estimated Cost of Project: \$100,000 **Date of Cost Estimate:** 1/31/2022

Scope of Estimate:

Rep Services Inc. gave Parks and Recreation an estimate of existing equipment demolition, new equipment installation, freight, and new surfacing. It was determined that we would estimate \$100,000 and adjust the equipment to meet the budget. The most recent proposal with no adjustments from one company was \$144,296. The Friends would like to keep budget at \$100,000.

FY 2023 CAPITAL IMPROVEMENT PROJECT REQUEST FORM

AMERICAN RESCUE PLAN ACT (ARPA) FUND

Project Name: Highlander Pool Replacement

Epic! Goal

1. Create a vibrant, cultural experience that touches the lives of our community and visitors.

At A Glance

Project Type: <u>Infrastructure</u>	Project Number: <u>422103</u>
Department: <u>Parks & Recreation</u>	Project Manager: <u>Vince Gizzi / Alicia Castricone</u>
Service Life: <u>30 years</u>	Project Status: <u>Existing</u>
Year Project Began: <u>2021</u>	
Is this project associated with a Master Plan? <u>No</u>	

Project Description

The current pool was built in 1977 and has exceeded its useful life. The proposed project would replace the existing pool, bathhouse, and all corresponding pump and mechanical facilities. In addition, new aquatic features may be included. A master plan is being developed based on the associated cost estimates for each element to determine necessary phasing of the project as monies become available. When additional funding is available, future phases to include incorporation of sprayground into the aquatic facility and other recreational amenities such as slides, lazy river, and/or wellness pool.

Project Justification

An aquatic feasibility study was conducted in 2009 that documented the need to replace the existing pool facility as it has reached the end of its useful life. The study also documented the desire of the community for a recreational aquatic complex. The Parks & Recreation Department also conducted community-wide surveys in 2019 and 2021 to identify the desired features of a new aquatic complex.

If there has been a change from prior year please explain:

Addition of ARPA Funding. Also please note that this is assuming only \$100K of FY 22 monies will be spent (of the \$1M). Remaining FY 22 Penny funds have been reappropriated in FY 24 to reduce/eliminate need for carry forward. Also, monies were distributed among fiscal years using ARPA first and Penny second.

Expenditure Plan	2023	2024	2025	2026	2027	2028	TOTAL
Project Costs	\$ 2,000,000	\$ 6,500,000	\$ -	\$ -	\$ -	\$ -	\$ 8,500,000

Funding Plan	2023	2024	2025	2026	2027	2028	TOTAL
ARPA Fund	\$ 2,000,000	\$ 2,000,000	\$ -	\$ -	\$ -	\$ -	\$ 4,000,000
Penny Fund	\$ -	\$ 4,500,000	\$ -	\$ -	\$ -	\$ -	\$ 4,500,000
Total	\$ 2,000,000	\$ 6,500,000	\$ -	\$ -	\$ -	\$ -	\$ 8,500,000

Annual Operations & Maintenance Costs (if any)

	2023	2024	2025	2026	2027	2028	TOTAL
General Fund	\$ -	\$ -	\$ -	\$ -	\$ -	\$ -	\$ -

Cost Assumptions

Total Estimated Cost of Project: \$8,500,000 **Date of Cost Estimate:** 3/25/2022

Scope of Estimate:

Estimate does not include total project cost which could be between \$10-\$14M. Additional O&M TBD depending on design and phasing

FY 2023 CAPITAL IMPROVEMENT PROJECT REQUEST FORM

AMERICAN RESCUE PLAN ACT (ARPA) FUND

Project Name: Pickleball Courts

Epic! Goal

1. Create a vibrant, cultural experience that touches the lives of our community and visitors.

At A Glance

Project Type: <u>Infrastructure</u>	Project Number: <u>TBD</u>
Department: <u>Parks & Recreation</u>	Project Manager: <u>Lanie Sheets</u>
Service Life: <u>30 years</u>	Project Status: <u>Existing</u>
Year Project Began: _____	
Is this project associated with a Master Plan? <u>No</u>	

Project Description

This project would construct 6 dedicated outdoor pickleball courts along with seating and lights for night play at Eagle Scout Park.

Project Justification

Pickleball is one of the fastest growing sports in the United States. Originally very popular with the senior population, its appeal has grown to all ages. Although we are able to offer indoor play at our community centers and have painted lines on some tennis courts for dual use, the demand far exceeds what we are able to offer. Having outdoor courts will allow drop-in usage every day of the year along with opportunities for instruction and/or leagues.

If there has been a change from prior year please explain:

Project moved to FY 23 and ARPA Funds

Expenditure Plan	2023	2024	2025	2026	2027	2028	TOTAL
Project Costs	\$ 400,000	\$ -	\$ -	\$ -	\$ -	\$ -	\$ 400,000

Funding Plan	2023	2024	2025	2026	2027	2028	TOTAL
ARPA Fund	\$ 400,000	\$ -	\$ -	\$ -	\$ -	\$ -	\$ 400,000
Total	\$ 400,000	\$ -	\$ -	\$ -	\$ -	\$ -	\$ 400,000

Annual Operations & Maintenance Costs (if any)	2023	2024	2025	2026	2027	2028	TOTAL
General Fund	\$ -	\$ -	\$ -	\$ -	\$ -	\$ -	\$ -

Cost Assumptions

Total Estimated Cost of Project: \$400,000 **Date of Cost Estimate:** 2/1/2022

Scope of Estimate:

Cost estimates were based on several municipal projects of similar size and scope within the last 3 years along with 2 quotes.

FY 2023 CAPITAL IMPROVEMENT PROJECT REQUEST FORM

AMERICAN RESCUE PLAN ACT (ARPA) FUND

Project Name: Skinner Boulevard Improvements

Epic! Goal

2. Create a visual sense of place.

At A Glance

Project Type: <u>Improvement</u>	Project Number: <u>171801</u>
Department: <u>Economic & Housing Dev.</u>	Project Manager: <u>Robert Ironsmith</u>
Service Life: <u>20 years</u>	Project Status: <u>Existing</u>
Year Project Began: <u>2019</u>	
Is this project associated with a Master Plan? <u>Yes - CRA Downtown Master Plan 2033</u>	

Project Description

Skinner Blvd Complete Streets Project, the scope of this project includes lane reduction and roundabouts. Design & construction will be managed by FDOT. Design will occur in 2022 an 2023, Construction programmed for 2024. Waiting on estimate from Duke to underground utilities.

Project Justification

A complete street make over for Skinner Boulevard will address vehicular safety issues arising from high motorist speeds. The planned improvements will improve roadway aesthetics and will also stimulate redevelopment.

If there has been a change from prior year please explain:

Costs have been updated - Total Design \$1,300,000 -\$600,000 from CRA - \$400,000 in FY 2022 and \$200,000 in FY 2023 and \$700,000 from FDOT
 Project Funding for Construction:
 \$1,000,000 Penny
 \$1,000,000 Forward Pinellas
 \$1,500,000 ARPA
 \$500,000 HSIP safety grant
 \$2,500,000 CRA

Expenditure Plan	2023	2024	2025	2026	2027	2028	TOTAL
Project Costs							
Design	\$ 200,000	\$ -	\$ -	\$ -	\$ -	\$ -	\$ 200,000
Construction	\$ -	\$ 5,000,000	\$ -	\$ -	\$ -	\$ -	\$ 5,000,000
Total	\$ 200,000	\$ 5,000,000	\$ -	\$ -	\$ -	\$ -	\$ 5,200,000

Funding Plan	2023	2024	2025	2026	2027	2028	TOTAL
CRA Fund	\$ 200,000	\$ 2,500,000	\$ -	\$ -	\$ -	\$ -	\$ 2,700,000
ARPA Fund	\$ -	\$ 1,500,000	\$ -	\$ -	\$ -	\$ -	\$ 1,500,000
Penny Fund	\$ -	\$ 1,000,000	\$ -	\$ -	\$ -	\$ -	\$ 1,000,000
Total	\$ 200,000	\$ 5,000,000	\$ -	\$ -	\$ -	\$ -	\$ 5,200,000

Annual Operations & Maintenance Costs (if any)							
	2023	2024	2025	2026	2027	2028	TOTAL
CRA Fund	\$ -	\$ -	\$ -	\$ -	\$ -	\$ -	\$ -

Cost Assumptions

Total Estimated Cost of Project: \$7,800,000 **Date of Cost Estimate:** 2/15/2022

Scope of Estimate:

FDOT will be managing this project.

FY 2023 CAPITAL IMPROVEMENT PROJECT REQUEST FORM

COMMUNITY REDEVELOPMENT AGENCY (CRA FUND)

Project Name: Downtown Alleyway Enhancements Initiatives

Epic! Goal

2. Create a visual sense of place.

At A Glance

Project Type:	<u>Improvement</u>	Project Number:	<u>TBD</u>
Department:	<u>Economic & Housing Dev.</u>	Project Manager:	<u>Robert Ironsmith</u>
Service Life:	<u>20 years</u>	Project Status:	<u>Existing</u>
Year Project Began:	<u>2022</u>		
Is this project associated with a Master Plan?	<u>Yes - CRA Downtown Master Plan 2033</u>		

Project Description

Enhancement of Alleyways on Main Street.

Project Justification

Downtown Alleyway enhancement initiative to improve backstreet corridors for beautification, entertainment and add overall ambience.

If there has been a change from prior year please explain:

To address blighting influences on alleyways as well as overall beautification and functionality. Project moved to FY 2027.

Expenditure Plan	2023	2024	2025	2026	2027	2028	TOTAL
Project Costs	\$ -	\$ -			\$ 150,000	\$ -	\$ 150,000

Funding Plan	2023	2024	2025	2026	2027	2028	TOTAL
CRA Fund	\$ -	\$ -			\$ 150,000	\$ -	\$ 150,000
Total	\$ -	\$ -	\$ -	\$ -	\$ 150,000	\$ -	\$ 150,000

Annual Operations & Maintenance Costs (if any)	2023	2024	2025	2026	2027	2028	TOTAL
CRA Fund	\$ -	\$ -	\$ -	\$ -	\$ -	\$ -	\$ -

Cost Assumptions

Total Estimated Cost of Project: \$150,000 **Date of Cost Estimate:** 2/15/2022

Scope of Estimate:

Based on previous and similar improvement projects.

FY 2023 CAPITAL IMPROVEMENT PROJECT REQUEST FORM

COMMUNITY REDEVELOPMENT AGENCY (CRA FUND)

Project Name: Downtown Landscaping Project

Epic! Goal

1. Create a vibrant, cultural experience that touches the lives of our community and visitors.

At A Glance

Project Type:	<u>Improvement</u>	Project Number:	<u>172003</u>
Department:	<u>Parks & Recreation</u>	Project Manager:	<u></u>
Service Life:	<u></u>	Project Status:	<u>Existing</u>
Year Project Began:	<u>2020</u>		
Is this project associated with a Master Plan?	<u>No</u>		

Project Description

In connection with a new Landscaping Master Plan designed landscape enhancements are planned to improve ambience of Downtown.

Project Justification

Enhance landscaping areas to add charm and appeal to the Downtown.

If there has been a change from prior year please explain:

Expenditure Plan	2023	2024	2025	2026	2027	2028	TOTAL
Project Costs	\$ -	\$ -	\$ -	\$ -	\$ -	\$ -	\$ -

Funding Plan	2023	2024	2025	2026	2027	2028	TOTAL
Prior Year Carryforward	\$ -	\$ -	\$ -	\$ -	\$ -	\$ -	\$ -
Total	\$ -	\$ -	\$ -	\$ -	\$ -	\$ -	\$ -

Annual Operations & Maintenance Costs (if any)	2023	2024	2025	2026	2027	2028	TOTAL
CRA Fund	\$ -	\$ -	\$ -	\$ -	\$ -	\$ -	\$ -

Cost Assumptions

Total Estimated Cost of Project: \$40,000 **Date of Cost Estimate:** 1/20/2021

Scope of Estimate:

FY 2023 CAPITAL IMPROVEMENT PROJECT REQUEST FORM

COMMUNITY REDEVELOPMENT AGENCY (CRA FUND)

Project Name: Downtown Median Removal

Epic! Goal

1. Create a vibrant, cultural experience that touches the lives of our community and visitors.

At A Glance

Project Type:	<u>Infrastructure</u>	Project Number:	<u>172005</u>
Department:	<u>Economic & Housing Dev.</u>	Project Manager:	<u>Robert Ironsmith</u>
Service Life:	<u>20 years</u>	Project Status:	<u>Existing</u>
Year Project Began:	<u>2020</u>		
Is this project associated with a Master Plan?	<u>Yes - CRA Downtown Master Plan 2033</u>		

Project Description

Removal of asphalt median on Douglas in conjunction with creating parallel parking at the Courtyard on Main Street development. Carryforward due to timing of Main Street development delays.

Project Justification

Enhanced traffic flow in conjunction with creating parallel parking with the Court Yard on Main Street development project.

If there has been a change from prior year please explain:

\$15,000 funds reappropriated from FY22 to FY23.

Expenditure Plan	2023	2024	2025	2026	2027	2028	TOTAL
Project Costs	\$ 15,000	\$ 15,000	\$ -	\$ -	\$ -	\$ -	\$ 30,000

Funding Plan	2023	2024	2025	2026	2027	2028	TOTAL
CRA Fund	\$ 15,000	\$ 15,000	\$ -	\$ -	\$ -	\$ -	\$ 30,000
Total	\$ 15,000	\$ 15,000	\$ -	\$ -	\$ -	\$ -	\$ 30,000

Annual Operations & Maintenance Costs (if any)	2023	2024	2025	2026	2027	2028	TOTAL
CRA Fund	\$ -	\$ -	\$ -	\$ -	\$ -	\$ -	\$ -

Cost Assumptions

Total Estimated Cost of Project: \$30,000 **Date of Cost Estimate:** 2/17/2022

Scope of Estimate:

Estimate prepared from input with City Street Department.

FY 2023 CAPITAL IMPROVEMENT PROJECT REQUEST FORM

COMMUNITY REDEVELOPMENT AGENCY (CRA FUND)

Project Name: Downtown Pavers, Walkability & Enhancements

Epic! Goal

2. Create a visual sense of place.

At A Glance

Project Type:	<u>Improvement</u>	Project Number:	<u>172001</u>
Department:	<u>Economic & Housing Dev.</u>	Project Manager:	<u>Robert Ironsmith</u>
Service Life:	<u>15 years</u>	Project Status:	<u>Existing</u>
Year Project Began:	<u>2020</u>		
Is this project associated with a Master Plan?	<u>Yes - CRA Downtown Master Plan 2033</u>		

Project Description

The Phase 1 initiative will improve walkability and overall aesthetics on the south section of Main Street from Douglas Avenue to the Pinellas Trail. As well as streetscape improvements on the north section of Main Street in conjunction with proposed hotel. Future phases from 2024 will continue pavers enhancements. Carryforward any funds left from FY2022 due to delay in construction.

Project Justification

Improved walkability consisting of wider sidewalks, with enhanced landscaping.

If there has been a change from prior year please explain:

Phase 1 - includes Main from Dougals to the Trail. Phase 2 includes Main and Douglas to Monroe. Phase 3 & 4 are TBD and are dependent on available funding (FY24-26).

Expenditure Plan	2023	2024	2025	2026	2027	2028	TOTAL
Project Costs	\$ 300,000	\$ 125,000	\$ 100,000	\$ 200,000	\$ -	\$ -	\$ 725,000

Funding Plan	2023	2024	2025	2026	2027	2028	TOTAL
CRA Fund	\$ 300,000	\$ 125,000	\$ 100,000	\$ 200,000	\$ -	\$ -	\$ 725,000
Total	\$ 300,000	\$ 125,000	\$ 100,000	\$ 200,000	\$ -	\$ -	\$ 725,000

Annual Operations & Maintenance Costs (if any)

	2023	2024	2025	2026	2027	2028	TOTAL
CRA Fund	\$ -	\$ -	\$ -	\$ -	\$ -	\$ -	\$ -

Cost Assumptions

Total Estimated Cost of Project: \$725,000 **Date of Cost Estimate:** 2/15/2022

Scope of Estimate:

Estimate determined from input of consultant and past history.

FY 2023 CAPITAL IMPROVEMENT PROJECT REQUEST FORM

COMMUNITY REDEVELOPMENT AGENCY (CRA FUND)

Project Name: Existing City Hall Adaptive Reuse

Epic! Goal

1. Create a vibrant, cultural experience that touches the lives of our community and visitors.

At A Glance

Project Type:	<u>Improvement</u>	Project Number:	<u>172204</u>
Department:	<u>Economic & Housing Dev.</u>	Project Manager:	<u>Robert Ironsmith</u>
Service Life:	<u></u>	Project Status:	<u>Existing</u>
Year Project Began:	<u>2021</u>		
Is this project associated with a Master Plan?	<u>Yes - CRA Downtown Master Plan 2033</u>		

Project Description

Future re-positioning of the existing City Hall site. Actual use of property to be determined at a late date.

Project Justification

Re-positioning of the former City Hall is an important element of the DEEP.

If there has been a change from prior year please explain:

Expenditure Plan	2023	2024	2025	2026	2027	2028	TOTAL
Project Costs	\$ 20,000		\$ -	\$ -	\$ -	\$ -	\$ 20,000

Funding Plan	2023	2024	2025	2026	2027	2028	TOTAL
CRA Fund	\$ 20,000		\$ -	\$ -	\$ -	\$ -	\$ 20,000
Total	\$ 20,000	\$ -	\$ -	\$ -	\$ -	\$ -	\$ 20,000

Annual Operations & Maintenance Costs (if any)	2023	2024	2025	2026	2027	2028	TOTAL
CRA Fund	\$ -	\$ -	\$ -	\$ -	\$ -	\$ -	\$ -

Cost Assumptions

Total Estimated Cost of Project: \$20,000 **Date of Cost Estimate:** 2/17/2022

Scope of Estimate:

FY 2023 CAPITAL IMPROVEMENT PROJECT REQUEST FORM

COMMUNITY REDEVELOPMENT AGENCY (CRA FUND)

Project Name: Highland Streetscape

Epic! Goal

1. Create a vibrant, cultural experience that touches the lives of our community and visitors.

At A Glance

Project Type: <u>Infrastructure</u>	Project Number: <u>TBD</u>
Department: <u>Economic & Housing Dev.</u>	Project Manager: <u>Robert Ironsmith</u>
Service Life: _____	Project Status: <u>Existing</u>
Year Project Began: <u>2022</u>	
Is this project associated with a Master Plan? <u>Yes - CRA Downtown Master Plan 2033</u>	

Project Description

Streetscaping of Highland Avenue to include entryway feature and art work.

Project Justification

Reduce traffic speeds, enhance walkability, create a defined entryway.

If there has been a change from prior year please explain:

Moved project moved out to FY 2028-2030.

Expenditure Plan	2023	2024	2025	2026	2027	2028	TOTAL
Project Costs	\$ -		\$ -		\$ -	\$ 200,000	\$ 200,000

Funding Plan	2023	2024	2025	2026	2027	2028	TOTAL
CRA Fund	\$ -		\$ -		\$ -	\$ 200,000	\$ 200,000
Total	\$ -	\$ -	\$ -	\$ -	\$ -	\$ 200,000	\$ 200,000

Annual Operations & Maintenance Costs (if any)	2023	2024	2025	2026	2027	2028	TOTAL
CRA Fund	\$ -	\$ -	\$ -	\$ -	\$ -	\$ -	\$ -

Cost Assumptions

Total Estimated Cost of Project: \$900,000 **Date of Cost Estimate:** 5/2/2022

Scope of Estimate:

Estimate from similar projects to be further defined when concept is developed.

FY 2023 CAPITAL IMPROVEMENT PROJECT REQUEST FORM

COMMUNITY REDEVELOPMENT AGENCY (CRA FUND)

Project Name: Highland/Louden/Virginia Streetscape

Epic! Goal

1. Create a vibrant, cultural experience that touches the lives of our community and visitors.

At A Glance

Project Type: <u>Improvement</u>	Project Number: <u>172104</u>
Department: <u>Economic & Housing Dev.</u>	Project Manager: <u>Robert Ironsmith</u>
Service Life: _____	Project Status: <u>Existing</u>
Year Project Began: <u>2021</u>	
Is this project associated with a Master Plan? <u>Yes - CRA Downtown Master Plan 2033</u>	

Project Description

Streetscape enhancements on Highland, Virginia and Louden as part of Downtown East End Plan initiative. Improvements to include wider brick sidewalks, angled and parallel parking and landscaping.

Project Justification

Provide additional user friendly Downtown parking spaces along with improving Downtown walkability and aesthetics.

If there has been a change from prior year please explain:

Expenditure Plan	2023	2024	2025	2026	2027	2028	TOTAL
Project Costs	\$ 125,000	\$ -	\$ -	\$ -	\$ -	\$ -	\$ 125,000

Funding Plan	2023	2024	2025	2026	2027	2028	TOTAL
Prior Year Carryforward	\$ 125,000	\$ -	\$ -	\$ -	\$ -	\$ -	\$ 125,000
Total	\$ 125,000	\$ -	\$ -	\$ -	\$ -	\$ -	\$ 125,000

Annual Operations & Maintenance Costs (if any)	2023	2024	2025	2026	2027	2028	TOTAL
CRA Fund	\$ -	\$ -	\$ -	\$ -	\$ -	\$ -	\$ -

Cost Assumptions

Total Estimated Cost of Project: \$125,000 **Date of Cost Estimate:** 2.17.22

Scope of Estimate:

Very preliminary estimates from past projects, does not include undergrounding.

FY 2023 CAPITAL IMPROVEMENT PROJECT REQUEST FORM

COMMUNITY REDEVELOPMENT AGENCY (CRA FUND)

Project Name: Mast Arm Bass and Main

Epic! Goal

1. Create a vibrant, cultural experience that touches the lives of our community and visitors.

At A Glance

Project Type: <u>Infrastructure</u>	Project Number: <u>TBD</u>
Department: <u>Economic & Housing Dev.</u>	Project Manager: _____
Service Life: _____	Project Status: <u>Existing</u>
Year Project Began: <u>2021</u>	
Is this project associated with a Master Plan? <u>Yes - CRA Downtown Master Plan 2033</u>	

Project Description

Replacement of dated overhead span wires at Main and Bass with a Mast Arm traffic signal. The new Mast Arm will be both resilient for storms as well as serve as an enhancement to the Downtown entry way.

Project Justification

Existing overhead traffic signals are dated span wires and strain poles and are susceptible to storms. In addition the existing signal system is archaic and is moving toward obsolescence.

If there has been a change from prior year please explain:

This project has been moved to FY 2024 as matching funds with FDOT. Work to be performed as part of the Skinner Blvd Complete Streets Project.

Expenditure Plan	2023	2024	2025	2026	2027	2028	TOTAL
Project Costs	\$ -	\$ 300,000	\$ -	\$ -	\$ -	\$ -	\$ 300,000

Funding Plan	2023	2024	2025	2026	2027	2028	TOTAL
CRA Fund	\$ -	\$ 300,000	\$ -	\$ -	\$ -	\$ -	\$ 300,000
Total	\$ -	\$ 300,000	\$ -	\$ -	\$ -	\$ -	\$ 300,000

Annual Operations & Maintenance Costs (if any)	2023	2024	2025	2026	2027	2028	TOTAL
CRA Fund	\$ -	\$ -	\$ -	\$ -	\$ -	\$ -	\$ -

Cost Assumptions

Total Estimated Cost of Project: \$300,000 **Date of Cost Estimate:** 2/16/2021

Scope of Estimate:

Preliminary estimate formulated from input with Director of Public Works. Consultant retained to analyze signal and provide analysis to DOT as part of DOT's review for a matching grant.

FY 2023 CAPITAL IMPROVEMENT PROJECT REQUEST FORM

COMMUNITY REDEVELOPMENT AGENCY (CRA FUND)

Project Name: Parking Garage

Epic! Goal

1. Create a vibrant, cultural experience that touches the lives of our community and visitors.

At A Glance

Project Type:	<u>Infrastructure</u>	Project Number:	<u>112001</u>
Department:	<u>Economic & Housing Dev.</u>	Project Manager:	<u>Robert Ironsmith</u>
Service Life:	<u>30 years</u>	Project Status:	<u>Existing</u>
Year Project Began:	<u>2022</u>		
Is this project associated with a Master Plan?	<u>Yes - CRA Downtown Master Plan 2033</u>		

Project Description

Funds to provide additional downtown parking. In addition the Downtown Caretaker Yard will be relocated from the leased Douglas Avenue Art Incubator site.

Project Justification

Provide additional downtown parking. To respond to an unmet need in the City of Dunedin, the City Commission recently approved purchasing a vacant lot, "Dunedin Station", located at the corner of Douglas Avenue and Scotland Street on October 19, 2021 to maintain and increase parking availability for downtown businesses, visitors, and residents. Prior to purchase of the lot, the City leased the lot for surface parking through the Community Redevelopment Agency. To date, the lot currently remains a surface parking with future plans being discussed to build a parking garage and/or increase the usability of the lot for parking purposes.

If there has been a change from prior year please explain:

Additional Parking Project was changed to Parking Garage in FY 2022 \$4,000,000 was used for the purchase of the property. \$1,200,000 is needed for design and \$5,000,000 for construction and \$45,000 per year for maintenance (General Fund). Operations and maintenance would become a part of the annual operational budget of City owned and operated facilities, funded as an annual operation expense. Based on standard operating practices for parking garages, annual maintenance is estimated between \$150-\$175 per parking space. Total estimated project cost of \$6.2 million of which \$4.2 million is budgeted and the remaining is unfunded with the expectation of grant funding opportunities covering the shortfall.

Expenditure Plan	2023	2024	2025	2026	2027	2028	TOTAL
Project Costs	\$ 1,200,000	\$ 5,000,000	\$ -	\$ -	\$ -	\$ -	\$ 6,200,000

Funding Plan	2023	2024	2025	2026	2027	2028	TOTAL
Penny Fund	\$ 1,200,000	\$ 1,500,000	\$ -	\$ -	\$ -	\$ -	\$ 2,700,000
CRA Fund	\$ -	\$ 1,500,000	\$ -	\$ -	\$ -	\$ -	\$ 1,500,000
Unfunded	\$ -	\$ 2,000,000	\$ -	\$ -	\$ -	\$ -	\$ 2,000,000
Total	\$ 1,200,000	\$ 5,000,000	\$ -	\$ -	\$ -	\$ -	\$ 6,200,000

Annual Operations & Maintenance Costs (if any)

	2023	2024	2025	2026	2027	2028	TOTAL
General Fund	\$ -	\$ 45,000	\$ 45,000	\$ 45,000	\$ 45,000	\$ 45,000	\$ 225,000

Cost Assumptions

Total Estimated Cost of Project: \$6,200,000 **Date of Cost Estimate:** 5/9/2022

Scope of Estimate:

Estimate for Parking Garage based on preliminary concept which is subject to change. The City has applied for a federal grant to fully fund the remaining \$2.0 million needed to complete the project. This would provide a City Contribution of \$4.2 million in total and federal grant contribution of \$2.0 million.

FY 2023 CAPITAL IMPROVEMENT PROJECT REQUEST FORM

COMMUNITY REDEVELOPMENT AGENCY (CRA FUND)

Project Name: Skinner Boulevard Improvements

Epic! Goal

2. Create a visual sense of place.

At A Glance

Project Type: <u>Improvement</u>	Project Number: <u>171801</u>
Department: <u>Economic & Housing Dev.</u>	Project Manager: <u>Robert Ironsmith</u>
Service Life: <u>20 years</u>	Project Status: <u>Existing</u>
Year Project Began: <u>2019</u>	
Is this project associated with a Master Plan? <u>Yes - CRA Downtown Master Plan 2033</u>	

Project Description

Skinner Blvd Complete Streets Project, the scope of this project includes lane reduction and roundabouts. Design & construction will be managed by FDOT. Design will occur in 2022 an 2023, Construction programmed for 2024. Waiting on estimate from Duke to underground utilities.

Project Justification

A complete street make over for Skinner Boulevard will address vehicular safety issues arising from high motorist speeds. The planned improvements will improve roadway aesthetics and will also stimulate redevelopment.

If there has been a change from prior year please explain:

Costs have been updated - Total Design \$1,300,000 -\$600,000 from CRA - \$400,000 in FY 2022 and \$200,000 in FY 2023 and \$700,000 from FDOT
 Project Funding for Construction:
 \$1,000,000 Penny
 \$1,000,000 Forward Pinellas
 \$1,500,000 ARPA
 \$500,000 HSIP safety grant
 \$2,500,000 CRA

Expenditure Plan	2023	2024	2025	2026	2027	2028	TOTAL
Project Costs							
Design	\$ 200,000	\$ -	\$ -	\$ -	\$ -	\$ -	\$ 200,000
Construction	\$ -	\$ 5,000,000	\$ -	\$ -	\$ -	\$ -	\$ 5,000,000
Total	\$ 200,000	\$ 5,000,000	\$ -	\$ -	\$ -	\$ -	\$ 5,200,000

Funding Plan	2023	2024	2025	2026	2027	2028	TOTAL
CRA Fund	\$ 200,000	\$ 2,500,000	\$ -	\$ -	\$ -	\$ -	\$ 2,700,000
ARPA Fund	\$ -	\$ 1,500,000	\$ -	\$ -	\$ -	\$ -	\$ 1,500,000
Penny Fund	\$ -	\$ 1,000,000	\$ -	\$ -	\$ -	\$ -	\$ 1,000,000
Total	\$ 200,000	\$ 5,000,000	\$ -	\$ -	\$ -	\$ -	\$ 5,200,000

Annual Operations & Maintenance Costs (if any)							
	2023	2024	2025	2026	2027	2028	TOTAL
CRA Fund	\$ -	\$ -	\$ -	\$ -	\$ -	\$ -	\$ -

Cost Assumptions

Total Estimated Cost of Project: \$7,800,000 **Date of Cost Estimate:** 2/15/2022

Scope of Estimate:

FDOT will be managing this project.

FY 2023 CAPITAL IMPROVEMENT PROJECT REQUEST FORM

COMMUNITY REDEVELOPMENT AGENCY (CRA FUND)

Project Name: Skinner Blvd, New York Avenue Entry Way

Epic! Goal

1. Create a vibrant, cultural experience that touches the lives of our community and visitors.

At A Glance

Project Type: <u>Infrastructure</u>	Project Number: <u>TBD</u>
Department: <u>Economic & Housing Dev.</u>	Project Manager: <u>Robert Ironsmith</u>
Service Life: _____	Project Status: <u>Existing</u>
Year Project Began: <u>2022</u>	
Is this project associated with a Master Plan? <u>Yes - CRA Downtown Master Plan 2033</u>	

Project Description

Lane/Median modification to facilitate entryway feature.

Project Justification

Slow traffic, entryway demarcation, aesthetics.

If there has been a change from prior year please explain:

Expenditure Plan	2023	2024	2025	2026	2027	2028	TOTAL
Project Costs	\$ -	\$ -		\$ -	\$ -	\$ 200,000	\$ 200,000

Funding Plan	2023	2024	2025	2026	2027	2028	TOTAL
CRA Fund	\$ -	\$ -		\$ -	\$ -	\$ 200,000	\$ 200,000
Total	\$ -	\$ -	\$ -	\$ -	\$ -	\$ 200,000	\$ 200,000

Annual Operations & Maintenance Costs (if any)	2023	2024	2025	2026	2027	2028	TOTAL
CRA Fund	\$ -	\$ -	\$ -	\$ -	\$ -	\$ -	\$ -

Cost Assumptions

Total Estimated Cost of Project: \$200,000 **Date of Cost Estimate:** 2/15/2022

Scope of Estimate:

Based on past entryway/median projects.

FY 2023 CAPITAL IMPROVEMENT PROJECT REQUEST FORM

COMMUNITY REDEVELOPMENT AGENCY (CRA FUND)

Project Name: Underground Utilities in Downtown

Epic! Goal

1. Create a vibrant, cultural experience that touches the lives of our community and visitors.

At A Glance

Project Type:	<u>Infrastructure</u>	Project Number:	<u>172007</u>
Department:	<u>Economic & Housing Dev.</u>	Project Manager:	<u>Robert Ironsmith</u>
Service Life:	<u>20 years</u>	Project Status:	<u>Existing</u>
Year Project Began:	<u>2020</u>		
Is this project associated with a Master Plan?	<u>Yes - CRA Downtown Master Plan 2033</u>		

Project Description

Undergrounding of overhead wires in the downtown.

Project Justification

Undergrounding overhead wires removes visual blight and improves overall ambience downtown. In addition, wires and lines stands up to storms increasing resiliency.

If there has been a change from prior year please explain:

Expenditure Plan	2023	2024	2025	2026	2027	2028	TOTAL
Project Costs	\$ -	\$ 75,000		\$ -	\$ 200,000	\$ -	\$ 275,000

Funding Plan	2023	2024	2025	2026	2027	2028	TOTAL
CRA Fund	\$ -	\$ 75,000	\$ -	\$ -	\$ 200,000	\$ -	\$ 275,000
Total	\$ -	\$ 75,000	\$ -	\$ -	\$ 200,000	\$ -	\$ 275,000

Annual Operations & Maintenance Costs (if any)	2023	2024	2025	2026	2027	2028	TOTAL
CRA Fund	\$ -	\$ -	\$ -	\$ -	\$ -	\$ -	\$ -

Cost Assumptions

Total Estimated Cost of Project: \$275,000 **Date of Cost Estimate:** 2/15/2022

Scope of Estimate:

Cost determined from an estimate obtained from Duke on a similar project.

FY 2023 CAPITAL IMPROVEMENT PROJECT REQUEST FORM

SOLID WASTE FUND

Project Name: Citywide HVAC Replacements

Epic! Goal

4. Be the statewide model for environmental sustainability stewardship.

At A Glance

Project Type: <u>Repair & Maintenance</u>	Project Number: <u>641801</u>
Department: <u>PW-Facilities</u>	Project Manager: <u>Keith Fogarty</u>
Service Life: <u>12 years</u>	Project Status: <u>Existing</u>
Year Project Began: _____	
Is this project associated with a Master Plan? <u>No</u>	

Project Description

This project provides for the programmed replacement of HVAC systems that have met or exceeded their life expectancy.

Project Justification

Review of existing units and current expectant life, as well as efficiencies have led to the recommended FY22 revisions.

If there has been a change from prior year please explain:

FY23- Solid Waste, Fire Station 60 & Fire Admin. FY 24 - Fire Station 62. FY23 will provide a revised comprehensive review of energy-saving replacement units for FY24 and forward.

Expenditure Plan	2023	2024	2025	2026	2027	2028	TOTAL
Project Costs							
Solid Waste	\$ 30,000	\$ -	\$ -	\$ -	\$ -	\$ -	\$ 30,000
Fire Station 60 Dayro	\$ 18,000	\$ -	\$ -	\$ -	\$ -	\$ -	\$ 18,000
Fire Admin	\$ 35,000	\$ -	\$ -	\$ -	\$ -	\$ -	\$ 35,000
Fire Station 62 Dayro	\$ -	\$ 25,000	\$ -	\$ -	\$ -	\$ -	\$ 25,000
Total	\$ 83,000	\$ 25,000	\$ -	\$ -	\$ -	\$ -	\$ 108,000

Funding Plan	2023	2024	2025	2026	2027	2028	TOTAL
General Fund	\$ 53,000	\$ 25,000	\$ -	\$ -	\$ -	\$ -	\$ 78,000
Solid Waste Fund	\$ 30,000	\$ -	\$ -	\$ -	\$ -	\$ -	\$ 30,000
Total	\$ 83,000	\$ 25,000	\$ -	\$ -	\$ -	\$ -	\$ 108,000

Annual Operations & Maintenance Costs (if any)

	2023	2024	2025	2026	2027	2028	TOTAL
General Fund	\$ -	\$ -	\$ -	\$ -	\$ -	\$ -	\$ -

Cost Assumptions

Total Estimated Cost of Project: \$108,000 **Date of Cost Estimate:** 3/1/2022

Scope of Estimate:

FY 2023 CAPITAL IMPROVEMENT PROJECT REQUEST FORM

SOLID WASTE FUND

Project Name: Fleet Replacements - Solid Waste Collection Trucks

Epic! Goal

4. Be the statewide model for environmental sustainability stewardship.

At A Glance

Project Type:	<u>Equipment</u>	Project Number:	<u>To be assigned</u>
Department:	<u>PW-Solid Waste</u>	Project Manager:	<u>William Pickrum</u>
Service Life:	<u>7-15 years</u>	Project Status:	<u>Existing</u>
Year Project Began:	<u></u>		
Is this project associated with a Master Plan?	<u>No</u>		

Project Description

Solid Waste collection trucks are not part of the City's Fleet Division Vehicle Replacement Program, but funded by the Solid Waste Division's own proprietary funds as an enterprise Division.

All new truck purchases will be finance with short term debt, as adopted in Ordinance 21-02

Project Justification

Fleet staff project replacement based on a set life cycle, which varies by type of vehicle or piece of equipment, from 7-15 years. Significant overall focus is placed on preventative maintenance and timely repair in order to keep downtime at a minimum and maximize utilization. As the replacement year approaches, vehicles and equipment are evaluated based on hours of use and condition to determine if replacement is cost-effective. The schedule is flexible to ensure that the active fleet is effective in meeting Citywide operational needs.

If there has been a change from prior year please explain:

The capital costs and the timing of vehicle replacements are reviewed & adjusted yearly, each vehicle cost is based on 5% yearly indexing, due to inflation and cost spikes triggered by ongoing pandemic supply chain issues.

Expenditure Plan	2023	2024	2025	2026	2027	2028	TOTAL
Project Costs							
441- Kenworth / E-Z Pack REL	\$ 221,994	\$ -	\$ -	\$ -	\$ -	\$ -	\$ 221,994
442- Kenworth / E-Z Pack REL	\$ -	\$ 245,474	\$ -	\$ -	\$ -	\$ -	\$ 245,474
443- Kenworth / E-Z Pack REL	\$ -	\$ -	\$ 257,748	\$ -	\$ -	\$ -	\$ 257,748
492-Freightliner / New Way REL	\$ -	\$ -	\$ -	\$ -	\$ -	\$ 298,375	\$ 298,375
452-Claw Truck / Freightliner Route Asst	\$ -	\$ -	\$ -	\$ -	\$ 284,167	\$ -	\$ 284,167
460- Autocar / New Way ASL	\$ -	\$ 412,636	\$ -	\$ -	\$ -	\$ -	\$ 412,636
461- Autocar / New Way ASL	\$ 392,874	\$ -	\$ -	\$ -	\$ -	\$ -	\$ 392,874
R-472 AutoCar / E-Z Pack ASL (due FY2029)	\$ -	\$ -	\$ -	\$ -	\$ -	\$ -	\$ -
489- AutoCar / E-Z Pack FEL	\$ 361,674	\$ -	\$ -	\$ -	\$ -	\$ -	\$ 361,674
490- AutoCar / E-Z Pack FEL	\$ -	\$ -	\$ 398,745	\$ -	\$ -	\$ -	\$ 398,745
491-AutoCar / E-Z Pack FEL	\$ -	\$ -	\$ -	\$ -	\$ 439,616	\$ -	\$ 439,616
409-Rolloff / Kenworth	\$ -	\$ -	\$ -	\$ 321,988	\$ -	\$ -	\$ 321,988
Total	\$ 976,542	\$ 658,110	\$ 656,493	\$ 321,988	\$ 723,783	\$ 298,375	\$ 3,635,291

Funding Plan	2023	2024	2025	2026	2027	2028	TOTAL
Solid Waste Fund	\$ 976,542	\$ 658,110	\$ 656,493	\$ 321,988	\$ 723,783	\$ 298,375	\$ 3,635,291
Total	\$ 976,542	\$ 658,110	\$ 656,493	\$ 321,988	\$ 723,783	\$ 298,375	\$ 3,635,291

Annual Operations & Maintenance Costs (if any)	2023	2024	2025	2026	2027	2028	TOTAL
Solid Waste Fund	\$ -	\$ -	\$ -	\$ -	\$ -	\$ -	\$ -

Cost Assumptions

Total Estimated Cost of Project: \$3,635,291 **Date of Cost Estimate:** 2/15/2022

Scope of Estimate:

FY 2023 CAPITAL IMPROVEMENT PROJECT REQUEST FORM

WATER / WASTEWATER FUND

Project Name: Curlew Road Water Main Replacement

Epic! Goal

4. Be the statewide model for environmental sustainability stewardship.

At A Glance

Project Type: <u>Replacement</u>	Project Number: <u>511902</u>
Department: <u>PW-Water/WW</u>	Project Manager: <u>Dan Chislock / Matthew Woodham, P.E.</u>
Service Life: <u>25 years</u>	Project Status: <u>Existing</u>
Year Project Began: _____	
Is this project associated with a Master Plan? <u>No</u>	

Project Description

The 50 year old, 16" piping, west of St. Mark's Drive was replaced due to water main breaks. Investigation of the pipe revealed most of the line is in excellent condition and does not require replacement. Design and work will be bid out to a construction contractor and no operating impacts are expected.

Project Justification

The existing 16" ductile iron water main on Curlew Road, on the east side of Alt US 19, from St. Mark's Drive to County Road 1 (CR1) is more than 50 years old. A portion of this water main suffered from a failure. Recent investigations by City staff indicates the portions tested are in excellent condition. A pipe investigation firm will be outsourced to investigate the condition of the entire pipeline so that only sections in poor condition shall be replaced.

If there has been a change from prior year please explain:

Project has been postponed indefinitely following site investigation of pipe condition. Project shall be revisited at a future date.

Expenditure Plan	2023	2024	2025	2026	2027	2028	TOTAL
Project Costs	\$ -	\$ -	\$ -	\$ -	\$ -	\$ 100,000	\$ 100,000

Funding Plan	2023	2024	2025	2026	2027	2028	TOTAL
Water/WW Fund	\$ -	\$ -	\$ -	\$ -	\$ -	\$ 100,000	\$ 100,000
Total	\$ -	\$ -	\$ -	\$ -	\$ -	\$ 100,000	\$ 100,000

Annual Operations & Maintenance Costs (if any)

	2023	2024	2025	2026	2027	2028	TOTAL
Water/WW Fund	\$ -	\$ -	\$ -	\$ -	\$ -	\$ -	\$ -

Cost Assumptions

Total Estimated Cost of Project: \$100,000 **Date of Cost Estimate:** 2/6/2019

Scope of Estimate:

Estimate includes consultant services and inspection services to determine the condition of the pipe and the extent the pipe needs to be replaced. Pipe shall be re-inspected at a future date and needs determined at that time.

FY 2023 CAPITAL IMPROVEMENT PROJECT REQUEST FORM

WATER / WASTEWATER FUND

Project Name: Lift Station #20 Repair/Replacement

Epic! Goal

4. Be the statewide model for environmental sustainability stewardship.

At A Glance

Project Type:	<u>Replacement</u>	Project Number:	<u>522002</u>
Department:	<u>PW-Water/WW</u>	Project Manager:	<u>Matthew Woodham / Rodney Rainey</u>
Service Life:	<u>25 years</u>	Project Status:	<u>Existing</u>
Year Project Began:	<u></u>		
Is this project associated with a Master Plan?	<u>No</u>		

Project Description

Lift Station 20 was originally built in 1972 and rehabbed in 1989. Average flows range from 275,000 - 300,000 gpd. This project reconstructs the lift station, including relocating the wet well, installing new equipment and replacing the aged, undersized gravity line from the terminal manhole to the lift station with an appropriately sized line constructed of PVC. This project has qualified for approximately \$975,000 of Tier 2 FEMA funds through the Local Mitigation Strategy (LMS) group. Tier 2 funds may be available from remaining funds after all Tier 1 projects are funded.

Project Justification

This lift station is undersized and the area suffers from high amounts of inflow and infiltration (I/I). This project will consist of design and construction of a new lift station and equipment and change the old lift station into a manhole. In addition, emergency backup pumps shall be installed to meet regulatory requirements enforced by the Florida Department of Environmental Protection. This project will include consulting/engineering services and investigation of alternate locations. Service life of the lift station is expected to be 50+ years, and internal mechanical equipment is expected to be 20 years.

If there has been a change from prior year please explain:

This project is still pending grant funding release. Project will be postponed until funding is released.

Expenditure Plan	2023	2024	2025	2026	2027	2028	TOTAL
Project Costs	\$ 178,452	\$ -	\$ -	\$ -	\$ -	\$ -	\$ 178,452

Funding Plan	2023	2024	2025	2026	2027	2028	TOTAL
Water/WW Fund	\$ 178,452	\$ -	\$ -	\$ -	\$ -	\$ -	\$ 178,452
Total	\$ 178,452	\$ -	\$ -	\$ -	\$ -	\$ -	\$ 178,452

Annual Operations & Maintenance Costs (if any)	2023	2024	2025	2026	2027	2028	TOTAL
Water/WW Fund	\$ -	\$ -	\$ -	\$ -	\$ -	\$ -	\$ -

Cost Assumptions

Total Estimated Cost of Project: \$1,300,000 **Date of Cost Estimate:** 7/30/2018

Scope of Estimate:

Estimate includes construction of the replacement lift station at a relocated site, all piping, modification to the existing lift station to convert it into a manhole, and all required bypass pumping. Does not include electrical or controls as these are covered under an alternate project.

Note: cost estimate will be revised once the detailed estimate is received from the consultant.

Note: The project has been approved to receive a 75% match from grant funding. Actual funding will be updated once contract has been awarded.

It is anticipated that all funds will be encumbered in FY22. This shall be updated if funding is delayed to FY23.

FY 2023 CAPITAL IMPROVEMENT PROJECT REQUEST FORM

WATER / WASTEWATER FUND

Project Name: Lift Station #32 Repair/Replacement

Epic! Goal

4. Be the statewide model for environmental sustainability stewardship.

At A Glance

Project Type:	<u>Replacement</u>	Project Number:	<u>522003</u>
Department:	<u>PW-Water/WW</u>	Project Manager:	<u>Matthew Woodham 007 / Paul Stanek</u>
Service Life:	<u>25 years</u>	Project Status:	<u>Existing</u>
Year Project Began:	<u></u>		
Is this project associated with a Master Plan?	<u>No</u>		

Project Description

Lift Station 32 was originally part of the Greenbriar Utility service area and taken over by the City in 1982/1983. Average flows range from 165,000 GPD and can double during rain events. This project reconstructs the lift station, including relocating the wet well, installing new equipment and replacing the aged, undersized VCP gravity line from the terminal manhole to the lift station with an appropriately sized line constructed of PVC. This project has qualified for approximately \$512,322 of Tier 1 FEMA funds through the Local Mitigation Strategy (LMS) group. Tier 1 funds are top priority projects.

Project Justification

This lift station is undersized and the area suffers from high amounts of inflow and infiltration (I/I). This project will consist of design and construction of a new lift station and equipment and change the old lift station into a manhole. In addition, emergency backup pumps shall be installed to meet regulatory requirements enforced by the Florida Department of Environmental Protection. This project will include consulting/engineering services and investigation of alternate locations. Service life of the lift station is expected to be 50+ years, and internal mechanical equipment is expected to be 20 years.

If there has been a change from prior year please explain:

This project is still pending grant funding release. Project will be postponed until funding is released.

Expenditure Plan	2023	2024	2025	2026	2027	2028	TOTAL
Project Costs	\$ -	\$ -	\$ -	\$ -	\$ -	\$ -	\$ -

Funding Plan	2023	2024	2025	2026	2027	2028	TOTAL
Prior Year Carryforward	\$ -	\$ -	\$ -	\$ -	\$ -	\$ -	\$ -
Total	\$ -	\$ -	\$ -	\$ -	\$ -	\$ -	\$ -

Annual Operations & Maintenance Costs (if any)

	2023	2024	2025	2026	2027	2028	TOTAL
Water/WW Fund	\$ -	\$ -	\$ -	\$ -	\$ -	\$ -	\$ -

Cost Assumptions

Total Estimated Cost of Project: \$750,000 **Date of Cost Estimate:** 2/1/2021

Scope of Estimate:

Estimate includes construction of the replacement lift station at a relocated site, all piping, modification to the existing lift station to convert it into a manhole, and all required bypass pumping. Does not include electrical or controls as these are covered under an alternate project.

Note: cost estimate will be revised once the detailed estimate is received from the consultant.

Note: The project is expected to receive 68.3% match from grant funding. Actual funding will be updated once contract has been awarded.

It is anticipated that all funds will be encumbered in FY22. This shall be updated if funding is delayed to FY23.

FY 2023 CAPITAL IMPROVEMENT PROJECT REQUEST FORM

WATER / WASTEWATER FUND

Project Name: Lofty Pine Estates - Septic to Sewer Project

Epic! Goal

4. Be the statewide model for environmental sustainability stewardship.

At A Glance

Project Type: <u>Infrastructure</u>	Project Number: <u>522006</u>
Department: <u>PW-Water/WW</u>	Project Manager: <u>Matthew Woodham / Paul Stanek</u>
Service Life: <u>25 years</u>	Project Status: <u>Existing</u>
Year Project Began: _____	
Is this project associated with a Master Plan? <u>No</u>	

Project Description

The City of Dunedin, Pinellas County, and the State Legislature (funding pending) are working together to construct a sanitary sewer system for approximately 120 homes in the Lofty Pine Estates subdivision and permanently remove or abandon all of the septic tanks within the subdivision as well.

Project Justification

This project is to remove septic tanks that are located within the Curlew Creek Watershed and within the City of Dunedin Wastewater Collection System boundary. The overall project estimate is \$2,500,000.

If there has been a change from prior year please explain:

The City of Dunedin has programmed \$850,000 in FY2020 to help with the funding of this project. Pinellas County applied for and was awarded a \$500,000 grant from the State to help fund this project. The balance of the project will be paid with Water/WW Impact fee monies.

Expenditure Plan	2023	2024	2025	2026	2027	2028	TOTAL
Project Costs	\$ 850,000	\$ -	\$ -	\$ -	\$ -	\$ -	\$ 850,000

Funding Plan	2023	2024	2025	2026	2027	2028	TOTAL
Water/WW Fund	\$ 850,000	\$ -	\$ -	\$ -	\$ -	\$ -	\$ 850,000
Total	\$ 850,000	\$ -	\$ -	\$ -	\$ -	\$ -	\$ 850,000

Annual Operations & Maintenance Costs (if any)

	2023	2024	2025	2026	2027	2028	TOTAL
Water/WW Fund	\$ -	\$ -	\$ -	\$ -	\$ -	\$ -	\$ -

Cost Assumptions

Total Estimated Cost of Project: \$2,500,000 **Date of Cost Estimate:** 10/30/2019

Scope of Estimate:

Estimate includes construction of a new sanitary sewer collection system in the Lofty Pine subdivision. This includes all piping, manholes, lateral, and restoration costs associated with the project.

Note: estimate may be updated based on any requirements for potential grant funds.

Note: Funding for 2022 assumes \$500,000 of grant money received.

It is assumed all funds for this project will be encumbered in FY22

FY 2023 CAPITAL IMPROVEMENT PROJECT REQUEST FORM

WATER / WASTEWATER FUND

Project Name: Manhole Lining Project

Epic! Goal

4. Be the statewide model for environmental sustainability stewardship.

At A Glance

Project Type: <u>Rehabilitation</u>	Project Number: <u>529502</u>
Department: <u>PW-Water/WW</u>	Project Manager: <u>Rodney Rainey</u>
Service Life: <u>50 years</u>	Project Status: <u>Existing</u>
Year Project Began: <u>2017</u>	
Is this project associated with a Master Plan? <u>No</u>	

Project Description

Project #529502, the installation of a liner into existing sewer manholes for the Wastewater Division's collection system.

Project Justification

This is a continuation of our increased efforts in rehabilitating our aging infrastructure and addressing the impact of I & I (inflow and infiltration - groundwater and rain water) that is entering into our sewer system. This recommended lining avoids any excavation and only requires the contractor to be on site for 1-2 days, at each location.

If there has been a change from prior year please explain:

Expenditure Plan	2023	2024	2025	2026	2027	2028	TOTAL
Project Costs	\$ 100,000	\$ 100,000	\$ 100,000	\$ 100,000	\$ 100,000	\$ 100,000	\$ 600,000

Funding Plan	2023	2024	2025	2026	2027	2028	TOTAL
Water/WW Fund	\$ 100,000	\$ 100,000	\$ 100,000	\$ 100,000	\$ 100,000	\$ 100,000	\$ 600,000
Total	\$ 100,000	\$ 100,000	\$ 100,000	\$ 100,000	\$ 100,000	\$ 100,000	\$ 600,000

Annual Operations & Maintenance Costs (if any)	2023	2024	2025	2026	2027	2028	TOTAL
Water/WW Fund	\$ -	\$ -	\$ -	\$ -	\$ -	\$ -	\$ -

Cost Assumptions

Total Estimated Cost of Project: \$100,000 annually **Date of Cost Estimate:** 4/2020

Scope of Estimate:

Recurring funding to add liners to sewer manholes throughout the City in order to reduce or eliminate Sanitary Sewer Overflows (SSOs) due to Inflow and Infiltration (I&I) issues plaguing the Collections system.

FY 2023 CAPITAL IMPROVEMENT PROJECT REQUEST FORM

WATER / WASTEWATER FUND

Project Name: Offsite Potable Water Storage Site Valve Replacement

Epic! Goal

4. Be the statewide model for environmental sustainability stewardship.

At A Glance

Project Type:	<u>Replacement</u>	Project Number:	<u>512201</u>
Department:	<u>PW-Water/WW</u>	Project Manager:	<u>Matthew Woodham / Mike Costa</u>
Service Life:	<u>30 years</u>	Project Status:	<u>Existing</u>
Year Project Began:	<u>2022</u>		
Is this project associated with a Master Plan?		<u>No</u>	

Project Description

Replacement of in ground valves, check valves, and fill valves at offsite Potable Water Storage sites. The offsite storage sites are located at 2878 Belcher Rd and adjacent to the Jerry Lake Soccer complex. Each site has a 2 million gallon drinking water storage tank and pumps to distribute the water to the City.

Project Justification

The valves have been in the ground for many years. Some are broken closed and others could possible break if they were operated.

If there has been a change from prior year please explain:

Additional monies were added due to the increase in number of valves to be replaced.

Expenditure Plan	2023	2024	2025	2026	2027	2028	TOTAL
Project Costs	\$ 75,000	\$ -	\$ -	\$ -	\$ -	\$ -	\$ 75,000

Funding Plan	2023	2024	2025	2026	2027	2028	TOTAL
Water/WW Fund	\$ 75,000	\$ -	\$ -	\$ -	\$ -	\$ -	\$ 75,000
Total	\$ 75,000	\$ -	\$ -	\$ -	\$ -	\$ -	\$ 75,000

Annual Operations & Maintenance Costs (if any)	2023	2024	2025	2026	2027	2028	TOTAL
Water/WW Fund	\$ -	\$ -	\$ -	\$ -	\$ -	\$ -	\$ -

Cost Assumptions

Total Estimated Cost of Project: \$150,000 **Date of Cost Estimate:** 4/2020

Scope of Estimate:

Bidding, purchase of valves, mobilization, and installation costs.
It is assumed this work will be completed in FY22. If required, the work will be pushed to FY23.

FY 2023 CAPITAL IMPROVEMENT PROJECT REQUEST FORM

WATER / WASTEWATER FUND

Project Name: Pipe Lining Project

Epic! Goal

4. Be the statewide model for environmental sustainability stewardship.

At A Glance

Project Type:	<u>Rehabilitation</u>	Project Number:	<u>529904</u>
Department:	<u>PW-Water/WW</u>	Project Manager:	<u>Rodney Rainey</u>
Service Life:	<u>50 years</u>	Project Status:	<u>Existing</u>
Year Project Began:	<u>2017</u>		
Is this project associated with a Master Plan?		<u>No</u>	

Project Description

Project #529904, the installation of a liner (Cured - In Place Pipe) into existing sewer mains for the Wastewater Division's collection system.

Project Justification

This is a continuation of our increased efforts in rehabilitating our aging infrastructure and addressing the impact of I & I (inflow and infiltration - groundwater and rain water) that is entering into our sewer system. This recommended lining (cured - In Place Pipe) avoids any excavation and only requires the contractor to be on site for 1-2 days, at each location.

If there has been a change from prior year please explain:

Annual budget increased due to the increases in material and labor costs

Expenditure Plan	2023	2024	2025	2026	2027	2028	TOTAL
Project Costs	\$ 1,000,000	\$ 1,000,000	\$ 1,000,000	\$ 1,000,000	\$ 1,000,000	\$ 1,000,000	\$ 6,000,000

Funding Plan	2023	2024	2025	2026	2027	2028	TOTAL
Water/WW Fund	\$ 1,000,000	\$ 1,000,000	\$ 1,000,000	\$ 1,000,000	\$ 1,000,000	\$ 1,000,000	\$ 6,000,000
Total	\$ 1,000,000	\$ 1,000,000	\$ 1,000,000	\$ 1,000,000	\$ 1,000,000	\$ 1,000,000	\$ 6,000,000

Annual Operations & Maintenance Costs (if any)

	2023	2024	2025	2026	2027	2028	TOTAL
Water/WW Fund	\$ -	\$ -	\$ -	\$ -	\$ -	\$ -	\$ -

Cost Assumptions

Total Estimated Cost of Project: \$1,000,000 annually **Date of Cost Estimate:** 4/2020

Scope of Estimate:

Recurring funding to add liners to sewer pipes throughout the City in order to reduce or eliminate Sanitary Sewer Overflows (SSOs) due to Inflow and Infiltration (I&I) issues plaguing the Collections system.

FY 2023 CAPITAL IMPROVEMENT PROJECT REQUEST FORM

WATER / WASTEWATER FUND

Project Name: Ranchwood Drive S & Hitching Post Lane Water Main Replacement

Epic! Goal

4. Be the statewide model for environmental sustainability stewardship.

At A Glance

Project Type:	<u>Replacement</u>	Project Number:	<u>512101</u>
Department:	<u>PW-Water/WW</u>	Project Manager:	<u>Dan Chislock / Russell Ferlita, PhD, PE</u>
Service Life:	<u>25 years</u>	Project Status:	<u>Existing</u>
Year Project Began:	<u></u>		
Is this project associated with a Master Plan?	<u>No</u>		

Project Description

This project will replace the cast iron pipe it with approximately 1600 feet of 6" PVC pipe. The installation of approximately 2100 lineal feet of new underdrain on Ranchwood, Hitching and Country Lane will be included in this project. This project will be designed in house and bid out to a construction contractor and no operating impacts are expected.

Project Justification

The existing 4" water mains on Ranchwood Drive South and Hitching Post Lane are constructed of universal cast iron, which is old and brittle and is subject to breaking.

If there has been a change from prior year please explain:

The installation of a new underdrain on Ranchwood, Hitching and Country Lane has been added to this project.

Expenditure Plan	2023	2024	2025	2026	2027	2028	TOTAL
Project Costs	\$ 675,000	\$ -	\$ -	\$ -	\$ -	\$ -	\$ 675,000

Funding Plan	2023	2024	2025	2026	2027	2028	TOTAL
Water/WW Fund	\$ 325,000	\$ -	\$ -	\$ -	\$ -	\$ -	\$ 325,000
Stormwater Fund	\$ 350,000	\$ -	\$ -	\$ -	\$ -	\$ -	\$ 350,000
Total	\$ 675,000	\$ -	\$ -	\$ -	\$ -	\$ -	\$ 675,000

Annual Operations & Maintenance Costs (if any)	2023	2024	2025	2026	2027	2028	TOTAL
Water/WW Fund	\$ -	\$ -	\$ -	\$ -	\$ -	\$ -	\$ -

Cost Assumptions

Total Estimated Cost of Project: \$675,000 **Date of Cost Estimate:** 3/2/2022

Scope of Estimate:

Estimate includes the installation of a new potable water line and new underdrain in the right of way, abandonment of the old water line, survey, and all restoration costs required to complete the project.

FY 2023 CAPITAL IMPROVEMENT PROJECT REQUEST FORM

WATER / WASTEWATER FUND

Project Name: Raw Water Transmission Line Pigging

Epic! Goal

4. Be the statewide model for environmental sustainability stewardship.

At A Glance

Project Type:	Infrastructure	Project Number:	Not Assigned
Department:	PW-Water/WW	Project Manager:	Mike Moschenik / M. Woodham
Service Life:	15 Years	Project Status:	New
Year Project Began:	N/A		

Is this project associated with a Master Plan? No

Project Description

This project will include cleaning all the raw water transmission lines for the City's well field. This includes pigging the lines, either with a physical water pipe pig, or by ice pigging.

Project Justification

The City's raw water transmission piping is subject to accumulation of soils, silts, deposition of organic matter, and precipitation of materials. Over time, this material leads to increased pumping costs and can lead to water quality disruptions at the water treatment plant.

If there has been a change from prior year please explain:

N/A

Expenditure Plan	2023	2024	2025	2026	2027	2028	TOTAL
Project Costs	\$ 200,000	\$ -	\$ -	\$ -	\$ -	\$ -	\$ 200,000

Funding Plan	2023	2024	2025	2026	2027	2028	TOTAL
Water/WW Fund	\$ 200,000	\$ -	\$ -	\$ -	\$ -	\$ -	\$ 200,000
Total	\$ 200,000	\$ -	\$ -	\$ -	\$ -	\$ -	\$ 200,000

Annual Operations & Maintenance Costs (if any)

Fund Name	2023	2024	2025	2026	2027	2028	TOTAL
Fund Name	\$ -	\$ -	\$ -	\$ -	\$ -	\$ -	\$ -

Cost Assumptions

Total Estimated Cost of Project: \$200,000 **Date of Cost Estimate:** 3/2/2022

Scope of Estimate:

Cost estimate based on information relayed from contractor that performed previous pipe pigging project.

FY 2023 CAPITAL IMPROVEMENT PROJECT REQUEST FORM

WATER / WASTEWATER FUND

Project Name: Reclaimed Water Distribution System Master Plan

Epic! Goal

4. Be the statewide model for environmental sustainability stewardship.

At A Glance

Project Type:	<u>Infrastructure</u>	Project Number:	<u>522004</u>
Department:	<u>PW-Water/WW</u>	Project Manager:	<u>Paul Stanek / Mike Moschenik</u>
Service Life:	<u>25 years</u>	Project Status:	<u>Existing</u>
Year Project Began:	<u>2023</u>		
Is this project associated with a Master Plan?	<u>No</u>		

Project Description

Review and evaluate the existing reclaimed water system. Create a Reclaimed Water Distribution System Master Plan to facilitate the future of the system and possible expansion.

Project Justification

This project will maximize and identify efficiencies in addition to providing a road map for the future.

If there has been a change from prior year please explain:

Expenditure Plan	2023	2024	2025	2026	2027	2028	TOTAL
Project Costs	\$ -	\$ -	\$ -	\$ 50,000	\$ -	\$ -	\$ 50,000

Funding Plan	2023	2024	2025	2026	2027	2028	TOTAL
Water/WW Fund	\$ -	\$ -	\$ -	\$ 50,000	\$ -	\$ -	\$ 50,000
Total	\$ -	\$ -	\$ -	\$ 50,000	\$ -	\$ -	\$ 50,000

Annual Operations & Maintenance Costs (if any)	2023	2024	2025	2026	2027	2028	TOTAL
Water/WW Fund	\$ -	\$ -	\$ -	\$ -	\$ -	\$ -	\$ -

Cost Assumptions

Total Estimated Cost of Project: \$50,000 **Date of Cost Estimate:** 2/1/2020

Scope of Estimate:

Consultant to review existing data and working with staff, formulate a plan moving ahead.

FY 2023 CAPITAL IMPROVEMENT PROJECT REQUEST FORM

WATER / WASTEWATER FUND

Project Name: San Christopher Reclaim Storage Tanks

Epic! Goal

4. Be the statewide model for environmental sustainability stewardship.

At A Glance

Project Type:	Infrastructure	Project Number:	Not Assigned
Department:	PW-Water/WW	Project Manager:	Russell Ferlita/Matthew Woodham
Service Life:	50 Years	Project Status:	New
Year Project Began:	N/A		
Is this project associated with a Master Plan?		No	

Project Description

This project will install two (2) 1.0 MG prestressed concrete ground storage tanks located at 845 San Christopher Drive. The Project includes remediation of anomalies identified in the March 18, 2014 report from Driggers Engineering Services, pumping station, engineering, and construction. Project unfunded until FY29.

Project Justification

The Florida Legislature passed Senate Bill 64, which was enacted into law on June 29, 2021. This bill requires every municipality in the state of Florida to generate a plan to eliminate nonbeneficial surface water discharges, including an ocean outfall, by January 1, 2032. By executing this project, the City will gain storage capacity, thus reducing the requirement of an ocean outfall. Additionally, this project will provide for direct storage of RO concentrate from the City's RO water treatment plant and meter into the reclaimed system. This will allow for a complete disconnect of wastewater treatment from the water plant process.

If there has been a change from prior year please explain:

N/A

Expenditure Plan	2023	2024	2025	2026	2027	2028	TOTAL
Project Costs	Unfunded	\$ -	\$ -	\$ -	\$ -	\$ -	\$ -

Funding Plan	2023	2024	2025	2026	2027	2028	TOTAL
Water/WW Fund	Unfunded	\$ -	\$ -	\$ -	\$ -	\$ -	\$ -
Total	\$ -	\$ -	\$ -	\$ -	\$ -	\$ -	\$ -

Annual Operations & Maintenance Costs (if any)							
Fund Name	2023	2024	2025	2026	2027	2028	TOTAL
	\$ -	\$ -	\$ -	\$ -	\$ -	\$ -	\$ -

Cost Assumptions

Total Estimated Cost of Project: \$6,000,000 **Date of Cost Estimate:** 2/9/2022

Scope of Estimate:

Cost estimate includes the following: ground remediation - at \$ 1,000,000.00; Engineering - \$250,000.00; Installation of 2ea 1.0 MG prestressed concrete ground storage tanks - \$2,500,000.00; . Re-pumping station - \$750,000.00; and Construction costs - \$1,500,000.00. Total cost estimate \$6,000,000.00.

FY 2023 CAPITAL IMPROVEMENT PROJECT REQUEST FORM

WATER / WASTEWATER FUND

Project Name: Wastewater Collections Bypass Pump

Epic! Goal

4. Be the statewide model for environmental sustainability stewardship.

At A Glance

Project Type: Infrastructure	Project Number: Not Assigned
Department: PW-Water/WW	Project Manager: Mike Moschenik / M. Woodham
Service Life: 15 Years	Project Status: New
Year Project Began: N/A	
Is this project associated with a Master Plan? No	

Project Description

This project includes the purchase of a new, trailer-mounted 4" bypass pump. This pump will be used by Collections within the Wastewater division for emergency and storm operations.

Project Justification

The existing pumps that the City owns are aging and require frequent repairs.

If there has been a change from prior year please explain:

N/A

Expenditure Plan	2023	2024	2025	2026	2027	2028	TOTAL
Project Costs	\$ 50,000	\$ -	\$ -	\$ -	\$ -	\$ -	\$ 50,000

Funding Plan	2023	2024	2025	2026	2027	2028	TOTAL
Water/WW Fund	\$ 50,000	\$ -	\$ -	\$ -	\$ -	\$ -	\$ 50,000
Total	\$ 50,000	\$ -	\$ -	\$ -	\$ -	\$ -	\$ 50,000

Annual Operations & Maintenance Costs (if any)							
Fund Name	2023	2024	2025	2026	2027	2028	TOTAL
Fund Name	\$ 300	\$ 300	\$ 300	\$ 300	\$ 300	\$ 300	\$ 1,800

Cost Assumptions

Total Estimated Cost of Project: \$50,000 **Date of Cost Estimate:** 2/19/2022

Scope of Estimate:

Cost estimate based on quote from vendor

FY 2023 CAPITAL IMPROVEMENT PROJECT REQUEST FORM

WATER / WASTEWATER FUND

Project Name: WW Lift Station Force Main Replacements

Epic! Goal

4. Be the statewide model for environmental sustainability stewardship.

At A Glance

Project Type: <u>Replacement</u>	Project Number: <u>521707</u>
Department: <u>PW-Water/WW</u>	Project Manager: <u>Matthew Woodham / Rodney Rainey</u>
Service Life: <u>25 years</u>	Project Status: <u>Existing</u>
Year Project Began: _____	
Is this project associated with a Master Plan? <u>No</u>	

Project Description

Hundreds of thousands of gallons of raw sewage flow by gravity into the City's lift stations each day. Lift stations then pump the collected sewage through a force main (FM) to a downstream manhole, after which the sewage continues to flow by gravity to the wastewater treatment plant. The City has identified a number of these force mains that are aged and in need of replacement.

Project Justification

Most force mains are the original cast iron pipes installed in 1949, a few were installed in the early 1960's, and one, installed in 1972, is PVC. Failure of these aged pipelines (either by a pipe break or leak) will result in an unauthorized raw sewage discharge and present a public health hazard. The replacement force mains will all be HDPE and/or PVC pipe (upsized by a factor of 2") installed using horizontal direction drilling and/or open cut methods to minimize disturbance to surface features such as pavement and landscaping. No changes to the existing operating budget are anticipated. FM replacement for FM#3 is expected to be complete FY19.

If there has been a change from prior year please explain:

All force mains were moved up to FY2021. This is due to the inclusion of the City in the State Revolving Fund (SRF) loan program, which enables the City to complete all force mains in a more timely manner. FM#20 may be constructed outside the SRF loan.

Expenditure Plan	2023	2024	2025	2026	2027	2028	TOTAL
Project Costs	\$ -	\$ -	\$ -	\$ -	\$ -	\$ -	\$ -

Funding Plan	2023	2024	2025	2026	2027	2028	TOTAL
Prior Year Carryforward	\$ -	\$ -	\$ -	\$ -	\$ -	\$ -	\$ -
Total	\$ -	\$ -	\$ -	\$ -	\$ -	\$ -	\$ -

Annual Operations & Maintenance Costs (if any)	2023	2024	2025	2026	2027	2028	TOTAL
Water/WW Fund	\$ -	\$ -	\$ -	\$ -	\$ -	\$ -	\$ -

Cost Assumptions

Total Estimated Cost of Project: \$3,005,000 **Date of Cost Estimate:** 6/10/2021

Scope of Estimate:

Estimate includes the replacement of 7 force mains. Includes all piping, drilling, and restoration services for the pipe.

Note: estimate will be updated once a detailed cost estimate is received from the consultant.

This project will be funded from a SRF loan.

It is assumed all funds for this project will be encumbered in FY22

FY 2023 CAPITAL IMPROVEMENT PROJECT REQUEST FORM

WATER / WASTEWATER FUND

Project Name: Wastewater Lift Stations Pump Replacement

Epic! Goal

4. Be the statewide model for environmental sustainability stewardship.

At A Glance

Project Type: <u>Replacement</u>	Project Number: _____
Department: <u>PW-Water/WW</u>	Project Manager: <u>Rodney Rainey</u>
Service Life: <u>15 years</u>	Project Status: <u>New</u>
Year Project Began: <u>2023</u>	
Is this project associated with a Master Plan? <u>No</u>	

Project Description

The pumps at the City's lift stations require rehabilitation every 5 years, and replacement every 15 years.

Project Justification

To ensure continued reliable operation in order to minimize potential sanitary overflows and the integrity of the sanitary collections system.

If there has been a change from prior year please explain:

Expenditure Plan	2023	2024	2025	2026	2027	2028	TOTAL
Project Costs	\$ 150,000	\$ 150,000	\$ 150,000	\$ 150,000	\$ 150,000	\$ 150,000	\$ 900,000

Funding Plan	2023	2024	2025	2026	2027	2028	TOTAL
Water/WW Fund	\$ 150,000	\$ 150,000	\$ 150,000	\$ 150,000	\$ 150,000	\$ 150,000	\$ 900,000
Total	\$ 150,000	\$ 150,000	\$ 150,000	\$ 150,000	\$ 150,000	\$ 150,000	\$ 900,000

Annual Operations & Maintenance Costs (if any)

	2023	2024	2025	2026	2027	2028	TOTAL
Water/WW Fund	\$ -	\$ -	\$ -	\$ -	\$ -	\$ -	\$ -

Cost Assumptions

Total Estimated Cost of Project: \$150,000 Annually **Date of Cost Estimate:** 2/17/2022

Scope of Estimate:

This estimate includes rehabilitation of lift station pumps at year 5 and year 10 and replacement at year 15. All lift station pumps are included in this estimate.

FY 2023 CAPITAL IMPROVEMENT PROJECT REQUEST FORM

WATER / WASTEWATER FUND

Project Name: Wastewater Lift Stations Rehabilitation

Epic! Goal

4. Be the statewide model for environmental sustainability stewardship.

At A Glance

Project Type:	<u>Rehabilitation</u>	Project Number:	<u>522102</u>
Department:	<u>PW-Water/WW</u>	Project Manager:	<u></u>
Service Life:	<u></u>	Project Status:	<u>Existing</u>
Year Project Began:	<u></u>		
Is this project associated with a Master Plan?	<u>No</u>		

Project Description

The rehabilitation of the City's aging lift stations (total of 41 requiring rehabilitation under this project).

Project Justification

To ensure continued reliable operation in order to minimize potential sanitary overflows and the integrity of the sanitary collections system.

If there has been a change from prior year please explain:

Expenditure Plan	2023	2024	2025	2026	2027	2028	TOTAL
Project Costs	\$ 500,000	\$ 500,000	\$ 500,000	\$ 500,000	\$ 500,000	\$ 500,000	\$ 3,000,000

Funding Plan	2023	2024	2025	2026	2027	2028	TOTAL
Water/WW Fund	\$ 500,000	\$ 500,000	\$ 500,000	\$ 500,000	\$ 500,000	\$ 500,000	\$ 3,000,000
Total	\$ 500,000	\$ 500,000	\$ 500,000	\$ 500,000	\$ 500,000	\$ 500,000	\$ 3,000,000

Annual Operations & Maintenance Costs (if any)	2023	2024	2025	2026	2027	2028	TOTAL
Water/WW Fund	\$ -	\$ -	\$ -	\$ -	\$ -	\$ -	\$ -

Cost Assumptions

Total Estimated Cost of Project: \$500,000 Annually **Date of Cost Estimate:** 2/14/2020

Scope of Estimate:

Includes the rehabilitation of approximately 7 lift stations per year over a 6 year period.

FY 2023 CAPITAL IMPROVEMENT PROJECT REQUEST FORM

WATER / WASTEWATER FUND

Project Name: Wastewater Plant Admin Building Hardening / Renovation

Epic! Goal

4. Be the statewide model for environmental sustainability stewardship.

At A Glance

Project Type:	<u>Repair & Maintenance</u>	Project Number:	<u>511699</u>
Department:	<u>PW-Water/WW</u>	Project Manager:	<u>Paul Stanek / Keith Fogarty</u>
Service Life:	<u>20 years</u>	Project Status:	<u>Existing</u>
Year Project Began:	<u></u>		
Is this project associated with a Master Plan?	<u>No</u>		

Project Description

An evaluation of the Wastewater Plant Administration Building will be performed by a structural engineer to estimate the vulnerability of the building to hurricane damage and make recommendations on any modifications that are required

Project Justification

Hardening of the building will help to protect the City's Wastewater plant investments and allow the facility to treat sanitary sewer after a higher category storm event because of the fortified construction. In addition, the interior of the administration building is approximately 30 years old and requires renovation.

If there has been a change from prior year please explain:

N/A

Expenditure Plan	2023	2024	2025	2026	2027	2028	TOTAL
Project Costs	\$ 50,000	\$ -	\$ -	\$ -	\$ -	\$ -	\$ 50,000

Funding Plan	2023	2024	2025	2026	2027	2028	TOTAL
Water/WW Fund	\$ 50,000	\$ -	\$ -	\$ -	\$ -	\$ -	\$ 50,000
Total	\$ 50,000	\$ -	\$ -	\$ -	\$ -	\$ -	\$ 50,000

Annual Operations & Maintenance Costs (if any)	2023	2024	2025	2026	2027	2028	TOTAL
Water/WW Fund	\$ -	\$ -	\$ -	\$ -	\$ -	\$ -	\$ -

Cost Assumptions

Total Estimated Cost of Project: \$50,000 **Date of Cost Estimate:** 3/1/2022

Scope of Estimate:

See project report.
It is assumed this project will be awarded in FY23

FY 2023 CAPITAL IMPROVEMENT PROJECT REQUEST FORM

WATER / WASTEWATER FUND

Project Name: Wastewater Treatment Plant 10,000 Gallon Diesel Fuel Storage Tank On site

Epic! Goal

4. Be the statewide model for environmental sustainability stewardship.

At A Glance

Project Type: Infrastructure	Project Number: Not assigned
Department: PW-Water/WW	Project Manager: Matthew Woodham/Brian Antonian
Service Life: 50 Years	Project Status: New
Year Project Began: _____	
Is this project associated with a Master Plan? No	

Project Description

Public Works/Wastewater requesting to install a new 10,000 gallon Convault tank for diesel fuel storage located at the City's Wastewater Treatment Plant (1140 MLK Jr Avenue). The existing tank has reached the end of its useful life and needs to be replaced. The project will consist of removal of the existing tank and reinstallation of the new Convault diesel fuel storage tank. Cost estimate for the project is \$275,000.00.

Project Justification

The 10,000 gallon diesel tank provides fuel storage for the 2000kw emergency generator for the entire Wastewater treatment plant. The existing tank is severely corroded and is leaking water into the tank during storm events.

If there has been a change from prior year please explain:

N/A

Expenditure Plan	2023	2024	2025	2026	2027	2028	TOTAL
Project Costs	\$ 275,000	\$ -	\$ -	\$ -	\$ -	\$ -	\$ 275,000

Funding Plan	2023	2024	2025	2026	2027	2028	TOTAL
Water/WW Fund	\$ 275,000	\$ -	\$ -	\$ -	\$ -	\$ -	\$ 275,000
Total	\$ 275,000	\$ -	\$ -	\$ -	\$ -	\$ -	\$ 275,000

Annual Operations & Maintenance Costs (if any)	2023	2024	2025	2026	2027	2028	TOTAL
Water/WW Fund	\$ -	\$ -	\$ -	\$ -	\$ -	\$ -	\$ -

Cost Assumptions

Total Estimated Cost of Project: \$275,000 **Date of Cost Estimate:** 4/14/2022

Scope of Estimate:

Removal and disposal of the existing tank; purchase, delivery and installation of new tank, installation of new face piping, startup and warranty

FY 2023 CAPITAL IMPROVEMENT PROJECT REQUEST FORM

WATER / WASTEWATER FUND

Project Name: WWTP Chlorine Contact Basin Rehabilitation & Cover Project

Epic! Goal

4. Be the statewide model for environmental sustainability stewardship.

At A Glance

Project Type: <u>Improvement</u>	Project Number: <u>522103</u>
Department: <u>PW-Water/WW</u>	Project Manager: <u>Russell Ferlita, PhD, PE / Brian Antonian</u>
Service Life: <u>20 years</u>	Project Status: <u>Existing</u>
Year Project Began: _____	
Is this project associated with a Master Plan? <u>No</u>	

Project Description

The chlorine contact basins at the City's wastewater treatment plant have a failing coating system and suffers from algae growth, which increases operation and maintenance burden and increases chlorine demand of the treatment process. This project will remove all existing coatings, repair the basin concrete surfaces, add a chemical and UV resistant coating, and install a sun cover over the basin area to block sunlight. Additionally, the City will look into the addition of solar panels on the basin cover.

Project Justification

The basin coating have reached end of design life and require removal and replacement to extend the useful life of the basins. The addition of the basin cover will reduce the operational and maintenance burden on City staff. This project will be funded with a State Revolving Fund (SRF) loan.

If there has been a change from prior year please explain:

N/A

Expenditure Plan	2023	2024	2025	2026	2027	2028	TOTAL
Project Costs	\$ -	\$ -	\$ -	\$ -	\$ -	\$ -	\$ -

Funding Plan	2023	2024	2025	2026	2027	2028	TOTAL
Prior Year Carryforward	\$ -	\$ -	\$ -	\$ -	\$ -	\$ -	\$ -
Total	\$ -	\$ -	\$ -	\$ -	\$ -	\$ -	\$ -

Annual Operations & Maintenance Costs (if any)	2023	2024	2025	2026	2027	2028	TOTAL
Water/WW Fund	\$ -	\$ -	\$ -	\$ -	\$ -	\$ -	\$ -

Cost Assumptions

Total Estimated Cost of Project: \$1,830,000 **Date of Cost Estimate:** 6/9/2021

Scope of Estimate:

Estimate includes consultant fees and construction fees for the removal of the existing coatings, repair and recoating the basin walls, and installation of a new basin cover. In addition, estimate includes required bypass pumping. This project will be funded from a SRF loan. It is assumed this project will be encumbered in FY22

FY 2023 CAPITAL IMPROVEMENT PROJECT REQUEST FORM

WATER / WASTEWATER FUND

Project Name: Wastewater Treatment Plant Electrical System Upgrade

Epic! Goal

4. Be the statewide model for environmental sustainability stewardship.

At A Glance

Project Type: <u>Infrastructure</u>	Project Number: <u>521902</u>
Department: <u>PW-Water/WW</u>	Project Manager: <u>Russell Ferlita, PhD, PE / Brian Antonian</u>
Service Life: <u>20 years</u>	Project Status: <u>Existing</u>
Year Project Began: _____	
Is this project associated with a Master Plan? <u>No</u>	

Project Description

This project needs to coincide with similar work at the water plant in order to have comparable equipment. This project will replace existing electrical main switch gear and install back-up switch gear, upgrade all motor control centers and add dual feeds to each motor control center throughout WWTP. Being that this project is a replacement to the existing electrical system, no operating impact is expected. Without the project, future plant repair & maintenance expenditures will steadily increase. Project cost includes consulting/engineering services. Project scope increased to Arc Flash resistant equipment at the WWTP and to incorporate replacement of all the electrical equipment at the City's lift stations.

Project Justification

The original Wastewater Treatment Plant (WWTP) electrical equipment is over 24 years old and most equipment is no longer supported by the vendor. Electrical improvements detailed in the Water & Wastewater Treatment Facilities Master Plan Study will restore the system's reliability, redundancy and safety. The City's lift stations' electrical equipment is of various ages, typically >20yrs and most equipment is no longer supported by the vendor. Electrical upgrades will occur concurrently with improvements at the Plant and will be integrated with the updated controls equipment.

If there has been a change from prior year please explain:

Costs were updated December 2019 based on the cost estimate received by the City's consultant. Additional funds added to include revised construction costs and consultant costs for design and construction services. Funds will be available from a State Revolving Fund (SRF) loan.

Expenditure Plan	2023	2024	2025	2026	2027	2028	TOTAL
Project Costs	\$ 4,118,000	\$ -	\$ -	\$ -	\$ -	\$ -	\$ 4,118,000

Funding Plan	2023	2024	2025	2026	2027	2028	TOTAL
Water/WW Fund	\$ 4,118,000	\$ -	\$ -	\$ -	\$ -	\$ -	\$ 4,118,000
Total	\$ 4,118,000	\$ -	\$ -	\$ -	\$ -	\$ -	\$ 4,118,000

Annual Operations & Maintenance Costs (if any)

	2023	2024	2025	2026	2027	2028	TOTAL
Water/WW Fund	\$ -	\$ -	\$ -	\$ -	\$ -	\$ -	\$ -

Cost Assumptions

Total Estimated Cost of Project: \$14,000,000 **Date of Cost Estimate:** 4/2022

Scope of Estimate:

Estimate includes all required gear, equipment, temporary controls and equipment, wiring and conduit, etc. required to complete the work at the City's Wastewater treatment plant and all the City's 44 lift stations. In addition, the estimate includes design, construction, and inspection services from the City's consultant.

Note: estimate may be revised as design progresses to completion.

Note: This project will be funded from a SRF loan.

It is assumed funds for this project will be encumbered in FY22.

Project funding may need to be updated due to current cost escalations

FY 2023 CAPITAL IMPROVEMENT PROJECT REQUEST FORM

WATER / WASTEWATER FUND

Project Name: Wastewater Treatment Plant Facility 8, Filter Media and Basin Rehabilitation Project

Epic! Goal

4. Be the statewide model for environmental sustainability stewardship.

At A Glance

Project Type: <u>Improvement</u>	Project Number: <u>TBD</u>
Department: <u>PW-Water/WW</u>	Project Manager: <u>Russell Ferlita, PhD, PE / Brian Antonian</u>
Service Life: <u>20 years</u>	Project Status: <u>Existing</u>
Year Project Began: _____	
Is this project associated with a Master Plan? <u>No</u>	

Project Description

Facility 8, also known as the "Filter Building", incorporates four denitrification filters (Tetra Filters) that remove excess nitrogen from wastewater. This project includes removal and disposal of existing filter media, cleaning filter walls and resurfacing concrete inside filter, repair of concrete, repair/replacement of filter underdrains, and replacement of filter media.

Project Justification

The filters have reached end of design life and require rehabilitation to extend useful life. In addition, the underdrains of the filters are of an obsolete design and will require replacement if investigation unveils damaged units.

If there has been a change from prior year please explain:

Expenditure Plan	2023	2024	2025	2026	2027	2028	TOTAL
Project Costs	\$ -	\$ 1,650,000	\$ -	\$ -	\$ -	\$ -	\$ 1,650,000

Funding Plan	2023	2024	2025	2026	2027	2028	TOTAL
Water/WW Fund	\$ -	\$ 1,650,000	\$ -	\$ -	\$ -	\$ -	\$ 1,650,000
Total	\$ -	\$ 1,650,000	\$ -	\$ -	\$ -	\$ -	\$ 1,650,000

Annual Operations & Maintenance Costs (if any)

	2023	2024	2025	2026	2027	2028	TOTAL
Water/WW Fund	\$ -	\$ -	\$ -	\$ -	\$ -	\$ -	\$ -

Cost Assumptions

Total Estimated Cost of Project: \$1,650,000 **Date of Cost Estimate:** 2/18/2020

Scope of Estimate:

Estimate includes consultant fees for design, removal and disposal of filter media, rehabilitation of filter interior concrete surfaces and underdrain, and replacement of filter media. Additionally, includes startup and ripening of filters. It is expected this project will be advertised as a Design-Build

FY 2023 CAPITAL IMPROVEMENT PROJECT REQUEST FORM

WATER / WASTEWATER FUND

Project Name: Wastewater Treatment Plant Outfall Piping Repair

Epic! Goal

4. Be the statewide model for environmental sustainability stewardship.

At A Glance

Project Type:	<u>Replacement</u>	Project Number:	<u>521802</u>
Department:	<u>PW-Water/WW</u>	Project Manager:	<u>Russell Ferlita/ Brian Antonian/Rodney Rainey</u>
Service Life:	<u>10 years</u>	Project Status:	<u>Existing</u>
Year Project Began:	<u></u>		
Is this project associated with a Master Plan?	<u>No</u>		

Project Description

This project will restore the system's reliability, redundancy and safety. Being that this project is a repair to the existing outfall piping system, no operating impact is expected. Project deferred. City staff investigated and cleaned pipe up to final manhole. Investigation of the pipe condition beyond the final manhole will be performed by a contractor.

Project Justification

Original Wastewater Treatment Plant (WWTP) 36" final outfall piping is over 27 years old. The original piping is in need of cleaning, televising and potential of lining the ductile iron portion beyond the final manhole and into the St. Joseph's Sound.

If there has been a change from prior year please explain:

Project carried forward to be completed in FY23. Pending potential grant funding for a portion of the project cost (approximately \$30,000)

Expenditure Plan	2023	2024	2025	2026	2027	2028	TOTAL
Project Costs	\$ 500,000	\$ -	\$ -	\$ -	\$ -	\$ -	\$ 500,000

Funding Plan	2023	2024	2025	2026	2027	2028	TOTAL
Prior Year Carryforward	\$ 500,000	\$ -	\$ -	\$ -	\$ -	\$ -	\$ 500,000
Total	\$ 500,000	\$ -	\$ -	\$ -	\$ -	\$ -	\$ 500,000

Annual Operations & Maintenance Costs (if any)

	2023	2024	2025	2026	2027	2028	TOTAL
Water/WW Fund	\$ -	\$ -	\$ -	\$ -	\$ -	\$ -	\$ -

Cost Assumptions

Total Estimated Cost of Project: \$500,000 **Date of Cost Estimate:** 4/1/2020

Scope of Estimate:

Estimate includes cleaning of pipe, internal inspection, and lining.

FY 2023 CAPITAL IMPROVEMENT PROJECT REQUEST FORM

WATER / WASTEWATER FUND

Project Name: Wastewater Treatment Plant Re-Aeration Basin Renovation

Epic! Goal

4. Be the statewide model for environmental sustainability stewardship.

At A Glance

Project Type: <u>Rehabilitation</u>	Project Number: <u>512202</u>
Department: <u>PW-Water/WW</u>	Project Manager: <u>Russell Ferlita/ Brian Antonian</u>
Service Life: <u>10 years</u>	Project Status: <u>Existing</u>
Year Project Began: _____	
Is this project associated with a Master Plan? <u>No</u>	

Project Description

This project will modify the re-aeration basin at the wastewater treatment plant. This modification will improve the efficiency of the system and reduce maintenance requirements.

Project Justification

The re-aeration basin design has inefficiencies and presents opportunities to be improved for infusion of oxygen and removal of disinfection byproducts.

If there has been a change from prior year please explain:

N/A

Expenditure Plan	2023	2024	2025	2026	2027	2028	TOTAL
Project Costs	\$ 50,000	\$ -	\$ -	\$ -	\$ -	\$ -	\$ 50,000

Funding Plan	2023	2024	2025	2026	2027	2028	TOTAL
Water/WW Fund	\$ 50,000	\$ -	\$ -	\$ -	\$ -	\$ -	\$ 50,000
Total	\$ 50,000	\$ -	\$ -	\$ -	\$ -	\$ -	\$ 50,000

Annual Operations & Maintenance Costs (if any)	2023	2024	2025	2026	2027	2028	TOTAL
Water/WW Fund	\$ -	\$ -	\$ -	\$ -	\$ -	\$ -	\$ -

Cost Assumptions

Total Estimated Cost of Project: \$100,000 **Date of Cost Estimate:** 4/1/2020

Scope of Estimate:

Estimate includes filling of basins, installation of a new bottom slab, installation of new course bubble aerators with anchors, and coating of basin interior walls.

Note: Engineering and plant staff to complete pilot testing in FY22 to test increase in efficiency.

FY 2023 CAPITAL IMPROVEMENT PROJECT REQUEST FORM

WATER / WASTEWATER FUND

Project Name: Wastewater Treatment Plant Reclaim Storage Tank On Site

Epic! Goal

4. Be the statewide model for environmental sustainability stewardship.

At A Glance

Project Type:	Infrastructure	Project Number:	Not assigned
Department:	PW-Water/WW	Project Manager:	Russell Ferlita/Matthew Woodham
Service Life:	50 Years	Project Status:	New
Year Project Began:	N/A		

Is this project associated with a Master Plan? No

Project Description

This project will install one (1) 5.0 MG prestressed concrete storage tank located at the City's wastewater treatment plant (located at 1140 MLK Jr Avenue) following Land purchase from Coca-Cola. The project includes ground remediation due to unknowns below grade and raising the elevation of the property above the flood plain. Project unfunded until FY29.

Project Justification

The Florida Legislature passed Senate Bill 64, which was enacted into law on June 29, 2021. This bill requires every municipality in the state of Florida to generate a plan to eliminate nonbeneficial surface water discharges, including an ocean outfall, by January 1, 2032. By executing this project, the City will gain storage capacity, thus reducing the requirement of an ocean outfall.

If there has been a change from prior year please explain:

Expenditure Plan	2023	2024	2025	2026	2027	2028	TOTAL
Project Costs	Unfunded	\$ -	\$ -	\$ -	\$ -	\$ -	\$ -

Funding Plan	2023	2024	2025	2026	2027	2028	TOTAL
Water/WW Fund	Unfunded	\$ -	\$ -	\$ -	\$ -	\$ -	\$ -
Total	\$ -	\$ -	\$ -	\$ -	\$ -	\$ -	\$ -

Annual Operations & Maintenance Costs (if any)

Fund Name	2023	2024	2025	2026	2027	2028	TOTAL
	\$ -	\$ -	\$ -	\$ -	\$ -	\$ -	\$ -

Cost Assumptions

Total Estimated Cost of Project: \$6,700,000 **Date of Cost Estimate:** 2/9/2022

Scope of Estimate:

Cost estimate includes the following: ground remediation and grading - \$1,500,000.00; Engineering - \$ 200,000.00; 5.0 MG prestressed concrete ground storage tank - \$ 3,000,000.00; Re-pumping station - \$500,000.00; and Construction \$1,500,000.00. Total cost estimate \$ 6,700,000.00. Ad additional \$500,000 was added in FY24 for the purchase of the property from Coca Cola

FY 2023 CAPITAL IMPROVEMENT PROJECT REQUEST FORM

WATER / WASTEWATER FUND

Project Name: Wastewater Treatment Plant SCADA System Upgrade

Epic! Goal

4. Be the statewide model for environmental sustainability stewardship.

At A Glance

Project Type: <u>Infrastructure</u>	Project Number: <u>521706</u>
Department: <u>PW-Water/WW</u>	Project Manager: <u>Russell Ferlita/ Brian Antonian/Rodney Rainey</u>
Service Life: <u>20 years</u>	Project Status: <u>Existing</u>
Year Project Began: _____	
Is this project associated with a Master Plan? <u>No</u>	

Project Description

This project needs to coincide with similar work at the water plant in order to have comparable equipment. This project will replace existing communication and controls and SCADA system throughout WWTP and all the City's 44 lift stations. Being that this project is a replacement to the existing system, no operating impact is expected. Without the project, future plant repair & maintenance expenditures will steadily increase and availability of replacement parts will become increasingly more limited. Project cost includes consulting/engineering services.

Project Justification

The original Wastewater Treatment Plant (WWTP) electrical equipment is over 24 years old and most equipment is no longer supported by the vendor. Controls improvements detailed in the Water & Wastewater Treatment Facilities Master Plan Study will restore the system's reliability and redundancy. The City's lift stations' controls equipment is of various ages, typically >20yrs and most equipment is no longer supported by the vendor. Controls upgrades will occur concurrently with improvements at the Plant and will be integrated with the updated electrical equipment.

If there has been a change from prior year please explain:

This project was pushed to coincide with the electrical work that will be taking place at the City's wastewater treatment plant and lift stations. Funds will be available from a State Revolving Fund (SRF) loan.

Expenditure Plan	2023	2024	2025	2026	2027	2028	TOTAL
Project Costs	\$ 419,000	\$ -	\$ -	\$ -	\$ -	\$ -	\$ 419,000

Funding Plan	2023	2024	2025	2026	2027	2028	TOTAL
Water/WW Fund	\$ 419,000	\$ -	\$ -	\$ -	\$ -	\$ -	\$ 419,000
Total	\$ 419,000	\$ -	\$ -	\$ -	\$ -	\$ -	\$ 419,000

Annual Operations & Maintenance Costs (if any)

	2023	2024	2025	2026	2027	2028	TOTAL
Water/WW Fund	\$ -	\$ -	\$ -	\$ -	\$ -	\$ -	\$ -

Cost Assumptions

Total Estimated Cost of Project: \$1,736,600 **Date of Cost Estimate:** 4/2022

Scope of Estimate:

Estimate includes all required equipment, temporary controls and equipment, wiring and conduit, etc. required to complete the work at the City's Wastewater treatment plant and all the City's 44 lift stations.
 This project will be funded from a SRF loan.
 It is assumed this project will be encumbered in FY22

FY 2023 CAPITAL IMPROVEMENT PROJECT REQUEST FORM

WATER / WASTEWATER FUND

Project Name: Water Plant Admin Building Hardening / Renovation

Epic! Goal

4. Be the statewide model for environmental sustainability stewardship.

At A Glance

Project Type: <u>Repair & Maintenance</u>	Project Number: <u>511699</u>
Department: <u>PW-Water/WW</u>	Project Manager: <u>Paul Stanek / Keith Fogarty</u>
Service Life: <u>20 years</u>	Project Status: <u>Existing</u>
Year Project Began: _____	
Is this project associated with a Master Plan? <u>No</u>	

Project Description

An evaluation of the Water Plant Administration Building was performed by a structural engineer to estimate the vulnerability of the building to hurricane damage. Based on a review of the drawings, the building was designed for 105 mph “fastest mile” per the 1988 (revised 1990) SBC, which is equivalent to a Category 2 storm on the Safir Simpson Hurricane Intensity Scale. The engineer determined that hardening certain areas of the building would increase the strength of the building to a category 3 storm equivalent.

Project Justification

Hardening of the building will help to protect the City's Water Production investment and allow the facility to produce drinking water after a higher category storm event because of the fortified construction. In addition, the interior of the administration building is approximately 30 years old and requires renovation.

If there has been a change from prior year please explain:

The administration building requires renovation and impact rated windows. The renovation of the plant process will be complete in FY21. Following completion, the administration building interior will be renovated.

Expenditure Plan	2023	2024	2025	2026	2027	2028	TOTAL
Project Costs	\$ -	\$ -	\$ -	\$ -	\$ -	\$ -	\$ -

Funding Plan	2023	2024	2025	2026	2027	2028	TOTAL
Prior Year Carryforward	\$ -	\$ -	\$ -	\$ -	\$ -	\$ -	\$ -
Total	\$ -	\$ -	\$ -	\$ -	\$ -	\$ -	\$ -

Annual Operations & Maintenance Costs (if any)	2023	2024	2025	2026	2027	2028	TOTAL
Water/WW Fund	\$ -	\$ -	\$ -	\$ -	\$ -	\$ -	\$ -

Cost Assumptions

Total Estimated Cost of Project: \$450,000 **Date of Cost Estimate:** 2/1/2020

Scope of Estimate:

See project report.
It is assumed this project will be awarded in FY22

FY 2023 CAPITAL IMPROVEMENT PROJECT REQUEST FORM

WATER / WASTEWATER FUND

Project Name: Water Production Well Facilities

Epic! Goal

4. Be the statewide model for environmental sustainability stewardship.

At A Glance

Project Type: <u>Replacement</u>	Project Number: <u>511801</u>
Department: <u>PW-Water/WW</u>	Project Manager: <u>Mike Moschenik / Russell Ferlita, Ph.D., P.E.</u>
Service Life: <u>25 years</u>	Project Status: <u>Existing</u>
Year Project Began: <u>1899</u>	
Is this project associated with a Master Plan? <u>No</u>	

Project Description

The project scope includes installing the pump, motor, discharge piping, electrical panels, and controls for two new production wells in FY 2023. In FY23, the two new production wells will be drilled. The location of the wells are yet to be determined; however, the City has the option of six possible locations. Costs include construction of new pumps, motors, discharge piping, electrical panels and controls that will be constructed for each. The added well capacity created through this project will increase the reliability of the water supply system. The City already operates production wells to supply raw water to the water treatment plant for treatment so no net operating impact is anticipated. Project has been deferred while parcel dedication coincided with Dunedin Commons Platting. In FY 25, 26 and 27 cleaning and rehabilitative activities will be performed on Wells 83, 85, 87, 88, 90 and 91.

Project Justification

The City continues to add new production wells to supply raw water to the Water Treatment Plant (WTP). Many of the existing production wells have pumps, motors, transmission piping, electrical panels and controls that have deteriorated due to age and are no longer functional. Management of the underground water supply (the City's only source of water for drinking) requires that pumping be limited to a rate that can be supported by the underground aquifer.

If there has been a change from prior year please explain:

Programmed amounts were increased by 20% to reflect increases in construction costs observed. Well cleanings will be performed as part of this CIP.

Expenditure Plan	2023	2024	2025	2026	2027	2028	TOTAL
Project Costs	\$ 500,000	\$ 930,000	\$ 930,000	\$ 500,000	\$ 500,000	\$ -	\$ 3,360,000

Funding Plan	2023	2024	2025	2026	2027	2028	TOTAL
Water/WW Fund	\$ 500,000	\$ 930,000	\$ 930,000	\$ 500,000	\$ 500,000	\$ -	\$ 3,360,000
Total	\$ 500,000	\$ 930,000	\$ 930,000	\$ 500,000	\$ 500,000	\$ -	\$ 3,360,000

Annual Operations & Maintenance Costs (if any)

	2023	2024	2025	2026	2027	2028	TOTAL
Water/WW Fund	\$ -	\$ -	\$ -	\$ -	\$ -	\$ -	\$ -

Cost Assumptions

Total Estimated Cost of Project: \$3,720,000 **Date of Cost Estimate:** 3/3/2021

Scope of Estimate:

Based on current cost with CPI escalators in future years. 3.3.2021.
Costs will be updated as work commences and the effect of well cleanings on overall budget is assessed

FY 2023 CAPITAL IMPROVEMENT PROJECT REQUEST FORM

WATER / WASTEWATER FUND

Project Name: Water Treatment Plant Standby / Emergency Generator Replacement

Epic! Goal

4. Be the statewide model for environmental sustainability stewardship.

At A Glance

Project Type: <u>Replacement</u>	Project Number: <u>TBD</u>
Department: <u>PW-Water/WW</u>	Project Manager: <u>Russell Ferlita / Mike Costa / Andy Shaffer</u>
Service Life: <u>30 years</u>	Project Status: <u>Existing</u>
Year Project Began: _____	
Is this project associated with a Master Plan? <u>No</u>	

Project Description

Replacement of the existing, original equipment, Standby Generator at the Water Treatment plant. The installation of an additional feeder from a different electric substation is also included.

Project Justification

The existing generator has been in use since the plant began operation in 1992. An emergency or standby plant generator is required per 62-555, F.A.C.

If there has been a change from prior year please explain:

The installation of an additional feeder from a different electric substation was added to this project.

Expenditure Plan	2023	2024	2025	2026	2027	2028	TOTAL
Project Costs	\$ -	\$ -	\$ -	\$ 750,000	\$ -	\$ -	\$ 750,000

Funding Plan	2023	2024	2025	2026	2027	2028	TOTAL
Water/WW Fund	\$ -	\$ -	\$ -	\$ 750,000	\$ -	\$ -	\$ 750,000
Total	\$ -	\$ -	\$ -	\$ 750,000	\$ -	\$ -	\$ 750,000

Annual Operations & Maintenance Costs (if any)

	2023	2024	2025	2026	2027	2028	TOTAL
Water/WW Fund	\$ -	\$ -	\$ -	\$ -	\$ -	\$ -	\$ -

Cost Assumptions

Total Estimated Cost of Project: \$750,000 **Date of Cost Estimate:** February 2020

Scope of Estimate:

Generator replacement to include generator and all materials and labor costs.
 Estimate will be updated when the project gets closer
 Staff evaluating potential project alternatives for cost effectiveness and reliability

FY 2023 CAPITAL IMPROVEMENT PROJECT REQUEST FORM

WATER / WASTEWATER FUND

Project Name: Willow Wood Village Water Main Replacement

Epic! Goal

4. Be the statewide model for environmental sustainability stewardship.

At A Glance

Project Type: <u>Replacement</u>	Project Number: <u>TBD</u>
Department: <u>PW-Water/WW</u>	Project Manager: <u>Dan Chislock / Russell Ferlita, PhD, PE</u>
Service Life: <u>25 years</u>	Project Status: <u>Existing</u>
Year Project Began: _____	
Is this project associated with a Master Plan? <u>No</u>	

Project Description

This project will replace the cast iron pipe with approximately 600 feet of 6" and 4" PVC pipe; this project will be designed in house and bid out to a construction contractor and no operating impacts are expected.

Project Justification

The existing 2" and 4" water mains on Somerset Circle North and South are constructed of universal cast iron, which is old and brittle and is subject to breaking. Replacement will increase the reliability of the line and help avoid future main breaks.

If there has been a change from prior year please explain:

Expenditure Plan	2023	2024	2025	2026	2027	2028	TOTAL
Project Costs	\$ 200,000	\$ -	\$ -	\$ -	\$ -	\$ -	\$ 200,000

Funding Plan	2023	2024	2025	2026	2027	2028	TOTAL
Water/WW Fund	\$ 200,000	\$ -	\$ -	\$ -	\$ -	\$ -	\$ 200,000
Total	\$ 200,000	\$ -	\$ -	\$ -	\$ -	\$ -	\$ 200,000

Annual Operations & Maintenance Costs (if any)	2023	2024	2025	2026	2027	2028	TOTAL
Water/WW Fund	\$ -	\$ -	\$ -	\$ -	\$ -	\$ -	\$ -

Cost Assumptions

Total Estimated Cost of Project: \$200,000 **Date of Cost Estimate:** 2/19/2020

Scope of Estimate:

Estimate includes the installation of a new potable water line in the right of way, abandonment of the old line, survey, and all restoration costs required to complete the project.

FY 2023 CAPITAL IMPROVEMENT PROJECT REQUEST FORM

STORMWATER FUND

Project Name: Brady Box Culvert

Epic! Goal

3. Promote Dunedin as The Premier Coastal Community, protecting and improving our natural resources for the enjoyment of all.

At A Glance

Project Type:	<u>Improvement</u>	Project Number:	<u>531902</u>
Department:	<u>PW-Stormwater</u>	Project Manager:	<u>Bruce Wirth, PE</u>
Service Life:	<u>40 years</u>	Project Status:	<u>Existing</u>
Year Project Began:	<u></u>		
Is this project associated with a Master Plan?	<u>No</u>		

Project Description

The project will replace the existing road section and structure, which consists of pipes and headwalls that convey water under Brady Drive within Jerry Branch Creek. This crossing provides the only access to several properties to the east on Brady Dr. The stability of this crossing is important as the road is overtopped, beginning at the 2.33 year flood event. The project will replace the pipes and headwalls, add creek armoring downstream and slightly widen the pavement over the structure. It will not increase the level of service (LOS) (elevate the road) because of the costs and inability to get easements from adjoining private properties. The project will also make improvements to Brady Drive east of the structure to provide emergency access during times when the road is overtopped. That emergency access would be to Indian Creek Ct., A Preliminary Engineering Report (PER) was completed in FY20 to determine LOS benefits and associated costs. At the 30% plan development stage, the consultant provided plans and cost estimates. The plans required easements from private property owners to elevate the road and construct the headwalls. The property owners did not want to grant easements and the cost of modifying the design to fit within the existing ROW was not deemed cost beneficial. Therefore the structure will be replaced in-kind and the emergency access improved. The project design is expected to be complete in FY22 and constructed in FY23.

Project Justification

This project will replace the aging pipes and headwalls of the conveyance structure over Jerry Branch, improve the emergency access for properties east of the structure and armor the creek immediately downstream to address ongoing bank erosion.

If there has been a change from prior year please explain:

The elevation and widening of the road was deleted from the original scope based on the above explanation. The project will go forward with replacing the structure in-kind and adding improvements to the emergency access. Carryforward any unused funds in FY22 to FY23. Add \$65,000 to FY23 budget for increased project costs.

Expenditure Plan	2023	2024	2025	2026	2027	2028	TOTAL
Project Costs	\$ 65,000	\$ -	\$ -	\$ -	\$ -	\$ -	\$ 65,000

Funding Plan	2023	2024	2025	2026	2027	2028	TOTAL
Stormwater Fund	\$ 65,000	\$ -	\$ -	\$ -	\$ -	\$ -	\$ 65,000
Total	\$ 65,000	\$ -	\$ -	\$ -	\$ -	\$ -	\$ 65,000

Annual Operations & Maintenance Costs (if any)

	2023	2024	2025	2026	2027	2028	TOTAL
Stormwater Fund	\$ -	\$ -	\$ -	\$ -	\$ -	\$ -	\$ -

Cost Assumptions

Total Estimated Cost of Project: \$745,000 **Date of Cost Estimate:** 2/28/2022

Scope of Estimate:

Estimate based on Consultant's Estimate of Probable Cost. Additional monies added due to increases in materials and construction costs.

FY 2023 CAPITAL IMPROVEMENT PROJECT REQUEST FORM

STORMWATER FUND

Project Name: Brick Streets Program

Epic! Goal

2. Create a visual sense of place.

At A Glance

Project Type:	<u>Replacement</u>	Project Number:	<u>631801</u>
Department:	<u>PW-Streets</u>	Project Manager:	<u>Bruce Wirth, PE</u>
Service Life:	<u>50 years</u>	Project Status:	<u>New</u>
Year Project Began:	<u></u>		
Is this project associated with a Master Plan?	<u>No</u>		

Project Description

The City has an established Pavement Asset Management Software Program for the systematic analysis of roadway paving projects throughout the City, from rehabilitation to reconstruction. In FY 2016, a consultant evaluated all the roadways throughout the City, including brick streets. The entire network of City roadways was organized in a database for program planning. The model provides data driven direction to staff as to the planning of roadway preservation and reconstruction projects throughout the City. The level of reconstruction / rehabilitation of the brick streets is based on a study performed by one of the City's consultants. Compliance with ADA will be incorporated into the project plans as required. These typically include replacement of sidewalk ramps, gutters and crosswalks.

Project Justification

Brick streets were reviewed and discussed by staff and City Commission. Brick streets are considered an asset by the City which have historical value. In addition, the life cycle of brick streets, when compared to asphalt equivalents, is considered to have an approximate equivalent cost. This makes brick streets appropriate in certain applications and preservation was a directive from Commission.

If there has been a change from prior year please explain:

Expenditure Plan	2023	2024	2025	2026	2027	2028	TOTAL
Project Costs	\$ 652,000	\$ 352,000	\$ 352,000	\$ 352,000	\$ 352,000	\$ -	\$ 2,060,000

Funding Plan	2023	2024	2025	2026	2027	2028	TOTAL
Penny Fund	\$ 602,000	\$ 302,000	\$ 302,000	\$ 302,000	\$ 302,000	\$ -	\$ 1,810,000
Stormwater Fund	\$ 50,000	\$ 50,000	\$ 50,000	\$ 50,000	\$ 50,000	\$ -	\$ 250,000
Total	\$ 652,000	\$ 352,000	\$ 352,000	\$ 352,000	\$ 352,000	\$ -	\$ 2,060,000

Annual Operations & Maintenance Costs (if any)

	2023	2024	2025	2026	2027	2028	TOTAL
CGT Fund	\$ -	\$ -	\$ -	\$ -	\$ -	\$ -	\$ -

Cost Assumptions

Total Estimated Cost of Project: \$2,060,000 **Date of Cost Estimate:** 3/1/2022

Scope of Estimate:

Scope includes restoration of brick streets based on deterioration level of roadway. Concrete and gutter work to come from stormwater fund.

FY 2023 CAPITAL IMPROVEMENT PROJECT REQUEST FORM

STORMWATER FUND

Project Name: Buena Vista Drive Drainage Improvements

Epic! Goal

3. Promote Dunedin as The Premier Coastal Community, protecting and improving our natural resources for the enjoyment of all.

At A Glance

Project Type:	<u>Improvement</u>	Project Number:	<u>532103</u>
Department:	<u>PW-Stormwater</u>	Project Manager:	<u>Andy Padgett</u>
Service Life:	<u>40 years</u>	Project Status:	<u>Existing</u>
Year Project Began:	<u></u>		
Is this project associated with a Master Plan?	<u>Yes - Stormwater Master Plan</u>		

Project Description

The City approved the Stormwater Master Plan in FY20. In addition to generating floodplains and the simulation model, the Plan identified and evaluated eight (8) Best Management Projects (BMPs) for their benefits in the areas of flood protection, water quality and natural systems improvements. These BMPs were ranked based on the total estimated cost divided by the total benefit score (sum of flooding, water quality and natural system scores). The Buena Vista Drive Drainage Improvement project was the #1 ranked project. The project seeks to reduce flooding in the area generally encompassed by S. Buena Vista Dr. and N. Buena Vista Dr. west of, and including Santa Barbara Dr. This area receives runoff from approximately 15 acres. Streets flood below the target 10 year flood Level of Service (LOS) and residential structures are in the 100 yr. floodplain.

Project Justification

The project proposes to install new drainage pipe and upsize existing outfall pipes along Buena Vista Dr., including adding backflow devices. The project benefits are lowering the 100 yr. floodplain about 0.3 foot which will remove eight structures from the floodplain and lowers the 10 yr. floodplain below the streets, thus meeting the street LOS.

If there has been a change from prior year please explain:

Project carried forward to FY23. Design to be completed in FY22 and bid for construction in FY23.

Expenditure Plan	2023	2024	2025	2026	2027	2028	TOTAL
Project Costs	\$ 71,300	\$ -	\$ -	\$ -	\$ -	\$ -	\$ 71,300

Funding Plan	2023	2024	2025	2026	2027	2028	TOTAL
Stormwater Fund	\$ 71,300	\$ -	\$ -	\$ -	\$ -	\$ -	\$ 71,300
Total	\$ 71,300	\$ -	\$ -	\$ -	\$ -	\$ -	\$ 71,300

Annual Operations & Maintenance Costs (if any)

	2023	2024	2025	2026	2027	2028	TOTAL
Stormwater Fund	\$ -	\$ -	\$ -	\$ -	\$ -	\$ -	\$ -

Cost Assumptions

Total Estimated Cost of Project: \$360,000 **Date of Cost Estimate:** 2/22/2021

Scope of Estimate:

Design started in FY22 at an estimated cost of 15% of the total project. Construction is expected to begin in FY22. Additional monies added due to increases in materials and construction costs.

FY 2023 CAPITAL IMPROVEMENT PROJECT REQUEST FORM

STORMWATER FUND

Project Name: Citywide Exterior Facilities Painting

Epic! Goal

2. Create a visual sense of place.

At A Glance

Project Type:	<u>Repair & Maintenance</u>	Project Number:	<u>641803</u>
Department:	<u>PW-Facilities</u>	Project Manager:	<u>Keith Fogarty</u>
Service Life:	<u>12 years</u>	Project Status:	<u>Existing</u>
Year Project Began:	<u></u>		
Is this project associated with a Master Plan?	<u>No</u>		

Project Description

Peeling paint and discoloration on public facilities takes away from the aesthetics of the neighborhood and can lead to costly repairs in the future. City buildings have been scheduled for pressure washing and/or sand blasting, repair of cracks or defects, and sealing prior to painting.

Project Justification

The paint/sealant serves as a protective barrier to keep moisture from intruding into the stucco and block work, which in return will cause damage to progress into the interior of the building. Regularly scheduled painting will prolong the life and integrity of City buildings.

If there has been a change from prior year please explain:

Fire Station 60 will be added to FY22. FY24 will provide a projection on FY25 and forward projects.

Expenditure Plan	2023	2024	2025	2026	2027	2028	TOTAL
Project Costs							
Public Services	\$ -	\$ 40,000	\$ -	\$ -	\$ -	\$ -	\$ 40,000
Hale Center	\$ 60,000	\$ -	\$ -	\$ -	\$ -	\$ -	\$ 60,000
Total	\$ 60,000	\$ 40,000	\$ -	\$ -	\$ -	\$ -	\$ 100,000

Funding Plan	2023	2024	2025	2026	2027	2028	TOTAL
General Fund	\$ 60,000	\$ -	\$ -	\$ -	\$ -	\$ -	\$ 60,000
Stormwater Fund	\$ -	\$ 40,000	\$ -	\$ -	\$ -	\$ -	\$ 40,000
Total	\$ 60,000	\$ 40,000	\$ -	\$ -	\$ -	\$ -	\$ 100,000

Annual Operations & Maintenance Costs (if any)

	2023	2024	2025	2026	2027	2028	TOTAL
General Fund	\$ -	\$ -	\$ -	\$ -	\$ -	\$ -	\$ -

Cost Assumptions

Total Estimated Cost of Project: \$100,000 **Date of Cost Estimate:** 3/1/2022

Scope of Estimate:

FY 2023 CAPITAL IMPROVEMENT PROJECT REQUEST FORM

STORMWATER FUND

Project Name: Gabion Repair & Replacement Program

Epic! Goal

3. Promote Dunedin as The Premier Coastal Community, protecting and improving our natural resources for the enjoyment of all.

At A Glance

Project Type:	<u>Repair & Maintenance</u>	Project Number:	<u>531701</u>
Department:	<u>PW-Stormwater</u>	Project Manager:	<u>Keith Fogarty / Andy Padgett</u>
Service Life:	<u>10-35 years</u>	Project Status:	<u>Existing</u>
Year Project Began:	<u></u>		
Is this project associated with a Master Plan?	<u>Yes - Stormwater Master Plan</u>		

Project Description

The City's existing Stormwater canal system throughout the heart of many neighborhoods, consisting of Gabion Wired Baskets, are coming to the end of their useful life (+30 yrs); as is apparent due to the increasing instances of emergency repairs and replacement costs being incurred. Similar to the deterioration of aging corrugated metal pipe (CMP), these wire baskets containing existing stone are starting to break or fall apart. Failing baskets create two problems: (1) the eroded soil and rocks fill the drainage canal, creating a drainage problem for facilities upstream; and: (2) as the side bank erodes, the soil loss and rock migrates downstream.

Project Justification

The recently completed Master Drainage Plan, provides the City with 50-year, 100-year, and 500-year storm elevations along our open drainage canals. Engineering and Public Services staff have identified some of the areas within the drainage system that are requiring repairs commencing in FY22.

If there has been a change from prior year please explain:

The City has advertised a RFQ to select a consultant from its approved list to provide engineering services. The initial consultant effort will be to perform a comprehensive assessment of the gabion system through structural inspections to access conditions, provide cost estimates for repairs with the intent to provide a multi year prioritized construction/repair plan based on need. Once the ranking of projects (sections of the system) is complete, permitting and design will begin with construction in order of ranking.

Expenditure Plan	2023	2024	2025	2026	2027	2028	TOTAL
Project Costs	\$ 730,000	\$ 250,000	\$ 250,000	\$ 250,000	\$ 250,000	\$ 320,000	\$ 2,050,000

Funding Plan	2023	2024	2025	2026	2027	2028	TOTAL
Stormwater Fund	\$ 730,000	\$ 250,000	\$ 250,000	\$ 250,000	\$ 250,000	\$ 320,000	\$ 2,050,000
Total	\$ 730,000	\$ 250,000	\$ 250,000	\$ 250,000	\$ 250,000	\$ 320,000	\$ 2,050,000

Annual Operations & Maintenance Costs (if any)

	2023	2024	2025	2026	2027	2028	TOTAL
Stormwater Fund	\$ -	\$ -	\$ -	\$ -	\$ -	\$ -	\$ -

Cost Assumptions

Total Estimated Cost of Project: \$2,500,000 **Date of Cost Estimate:** 2/1/2022

Scope of Estimate:

Estimate based on Consultant's Estimate of Probable Cost. Costs increased based on estimate of required work as proposed by the City's consultant.

FY 2023 CAPITAL IMPROVEMENT PROJECT REQUEST FORM

STORMWATER FUND

Project Name: Pavement Management Program

Epic! Goal

2. Create a visual sense of place.

At A Glance

Project Type:	<u>Replacement</u>	Project Number:	<u>631801</u>
Department:	<u>PW-Streets</u>	Project Manager:	<u>Bruce Wirth, PE</u>
Service Life:	<u>15 years</u>	Project Status:	<u>Existing</u>
Year Project Began:	<u></u>		
Is this project associated with a Master Plan?	<u>No</u>		

Project Description

The City has an established Pavement Asset Management Software Program for the systematic analysis of roadway paving projects throughout the City, from rehabilitation to reconstruction. In FY 2016, a consultant evaluated all the roadways throughout the City. The entire network of City roadways was organized in a database for program planning. The model provides data driven direction to staff as to the planning of roadway preservation and reconstruction projects throughout the City. The model considers various pavement treatment options and available funding in order to maximize cost efficiency for the development of annual paving contracts. Compliance with ADA will be incorporated into the project plans as required. These typically include replacement of sidewalk ramps, gutters and crosswalks. No operating impacts are anticipated from this project.

Project Justification

Road resurfacing and maintenance projects are developed utilizing the City's Pavement Asset Management Software Program to achieve the desired level of service. The maintenance and repair of the City's brick roads have previously been included in this program. Going into FY23, a new CIP for Brick Street Repairs has been submitted for Commission approval.

If there has been a change from prior year please explain:

Cost share starting in FY24 has been updated based on estimated fund availability. On average, based on history, approximately 2/3 of funding comes from the Penny, with 1/3 from the County Gas Tax Fund. Additional funds added from stormwater to cover costs for underdrain and curb & gutter as needed for the pavement management program

Expenditure Plan	2023	2024	2025	2026	2027	2028	TOTAL
Project Costs	\$ 1,200,000	\$ 1,200,000	\$ 1,200,000	\$ 1,200,000	\$ 1,200,000	\$ 1,200,000	\$ 7,200,000

Funding Plan	2023	2024	2025	2026	2027	2028	TOTAL
CGT Fund	\$ 310,000	\$ 290,000	\$ 270,000	\$ 270,000	\$ 270,000	\$ 270,000	\$ 1,680,000
Penny Fund	\$ 690,000	\$ 710,000	\$ 730,000	\$ 730,000	\$ 730,000	\$ 730,000	\$ 4,320,000
Stormwater Fund	\$ 200,000	\$ 200,000	\$ 200,000	\$ 200,000	\$ 200,000	\$ 200,000	\$ 1,200,000
Total	\$ 1,200,000	\$ 1,200,000	\$ 1,200,000	\$ 1,200,000	\$ 1,200,000	\$ 1,200,000	\$ 7,200,000

Annual Operations & Maintenance Costs (if any)

	2023	2024	2025	2026	2027	2028	TOTAL
CGT Fund	\$ -	\$ -	\$ -	\$ -	\$ -	\$ -	\$ -

Cost Assumptions

Total Estimated Cost of Project: \$1,200,000 per year **Date of Cost Estimate:** 2/28/2022

Scope of Estimate: _____

FY 2023 CAPITAL IMPROVEMENT PROJECT REQUEST FORM

STORMWATER FUND

Project Name: Ranchwood Drive S & Hitching Post Lane Water Main Replacement

Epic! Goal

4. Be the statewide model for environmental sustainability stewardship.

At A Glance

Project Type:	<u>Replacement</u>	Project Number:	<u>512101</u>
Department:	<u>PW-Water/WW</u>	Project Manager:	<u>Dan Chislock / Russell Ferlita, PhD, PE</u>
Service Life:	<u>25 years</u>	Project Status:	<u>Existing</u>
Year Project Began:	<u></u>		
Is this project associated with a Master Plan?	<u>No</u>		

Project Description

This project will replace the cast iron pipe it with approximately 1600 feet of 6" PVC pipe. The installation of approximately 2100 lineal feet of new underdrain on Ranchwood, Hitching and Country Lane will be included in this project. This project will be designed in house and bid out to a construction contractor and no operating impacts are expected.

Project Justification

The existing 4" water mains on Ranchwood Drive South and Hitching Post Lane are constructed of universal cast iron, which is old and brittle and is subject to breaking.

If there has been a change from prior year please explain:

The installation of a new underdrain on Ranchwood, Hitching and Country Lane has been added to this project.

Expenditure Plan	2023	2024	2025	2026	2027	2028	TOTAL
Project Costs	\$ 675,000	\$ -	\$ -	\$ -	\$ -	\$ -	\$ 675,000

Funding Plan	2023	2024	2025	2026	2027	2028	TOTAL
Water/WW Fund	\$ 325,000	\$ -	\$ -	\$ -	\$ -	\$ -	\$ 325,000
Stormwater Fund	\$ 350,000	\$ -	\$ -	\$ -	\$ -	\$ -	\$ 350,000
Total	\$ 675,000	\$ -	\$ -	\$ -	\$ -	\$ -	\$ 675,000

Annual Operations & Maintenance Costs (if any)

	2023	2024	2025	2026	2027	2028	TOTAL
Water/WW Fund	\$ -	\$ -	\$ -	\$ -	\$ -	\$ -	\$ -

Cost Assumptions

Total Estimated Cost of Project: \$675,000 **Date of Cost Estimate:** 3/2/2022

Scope of Estimate:

Estimate includes the installation of a new potable water line and new underdrain in the right of way, abandonment of the old water line, survey, and all restoration costs required to complete the project.

FY 2023 CAPITAL IMPROVEMENT PROJECT REQUEST FORM

STORMWATER FUND

Project Name: San Charles Drive Drainage Improvements

Epic! Goal

3. Promote Dunedin as The Premier Coastal Community, protecting and improving our natural resources for the enjoyment of all.

At A Glance

Project Type:	<u>Improvement</u>	Project Number:	<u>532104</u>
Department:	<u>PW-Stormwater</u>	Project Manager:	<u>Andy Padgett</u>
Service Life:	<u>40 years</u>	Project Status:	<u>Existing</u>
Year Project Began:	<u></u>		
Is this project associated with a Master Plan?	<u>Yes - Stormwater Master Plan</u>		

Project Description

The City approved the Stormwater Master Plan in FY20. In addition to generating floodplains and the simulation model, the Plan identified and evaluated eight (8) Best Management Projects (BMPs) for their benefits in the areas of flood protection, water quality and natural systems improvements. These BMPs were ranked based on the total estimated cost divided by the total benefit score (sum of flooding, water quality and natural system scores). The San Charles Drive Drainage Improvement project was the #2 ranked project. The project seeks to reduce street flooding in the vicinity of the San Charles Dr. and San Roy Dr. S. intersection. This area receives runoff from approximately 13 acres and as the outfall pipe is undersized at 15-inch, the streets do not meet the 10 yr. flood level of Service (LOS).

Project Justification

The project proposes to replace the existing 15 inch outfall pipe with a 24 inch pipe which will lower the 10 yr. floodplain by about 0.8 foot. This will allow the street to meet the 10 yr. LOS.

If there has been a change from prior year please explain:

N/A

Expenditure Plan	2023	2024	2025	2026	2027	2028	TOTAL
Project Costs	\$ -	\$ -	\$ -	\$ -	\$ -	\$ -	\$ -

Funding Plan	2023	2024	2025	2026	2027	2028	TOTAL
Prior Year Carryforward	\$ -	\$ -	\$ -	\$ -	\$ -	\$ -	\$ -
Total	\$ -	\$ -	\$ -	\$ -	\$ -	\$ -	\$ -

Annual Operations & Maintenance Costs (if any)	2023	2024	2025	2026	2027	2028	TOTAL
Stormwater Fund	\$ -	\$ -	\$ -	\$ -	\$ -	\$ -	\$ -

Cost Assumptions

Total Estimated Cost of Project: \$103,000 **Date of Cost Estimate:** 2/22/2021

Scope of Estimate:

Design started in FY22 at an estimated cost of 15% of the total project. Construction is expected to begin in FY22.

FY 2023 CAPITAL IMPROVEMENT PROJECT REQUEST FORM

STORMWATER FUND

Project Name: Santa Barbara Drive Drainage Improvements

Epic! Goal

3. Promote Dunedin as The Premier Coastal Community, protecting and improving our natural resources for the enjoyment of all.

At A Glance

Project Type:	<u>Improvement</u>	Project Number:	<u>532102</u>
Department:	<u>PW-Stormwater</u>	Project Manager:	<u>Andy Padgett</u>
Service Life:	<u>40 years</u>	Project Status:	<u>Existing</u>
Year Project Began:	<u></u>		
Is this project associated with a Master Plan?	<u>Yes - Stormwater Master Plan</u>		

Project Description

The City approved the Stormwater Master Plan in FY20. In addition to generating floodplains and the simulation model, the Plan identified and evaluated eight (8) Best Management Projects (BMPs) for their benefits in the areas of flood protection, water quality and natural systems improvements. These BMPs were ranked based on the total estimated cost divided by the total benefit score (sum of flooding, water quality and natural system scores). The Santa Barbara Drive Drainage Improvement project was the #3 ranked project. The project seeks to reduce street flooding in the project area and remove residential structures from the 100 yr. floodplain. The project will install new pipes, upsize existing pipes and outfalls and install backflow devices. This area receives runoff from approximately 34 acres and the streets do not meet the 10 yr. flood level of Service (LOS).

Project Justification

The project proposes to replace the existing undersized pipes, install new pipes and install backflow devices to lower flood stages. This will result in lower flood stages along Santa Barbara Dr. and adjacent areas by 0.1 foot to 1.26 feet and remove three (3) structures from the 100 yr. floodplain and enough to meet the 10 yr. LOS for all local roads in the project area.

If there has been a change from prior year please explain:

Project carried forward to FY23. Design to be completed in FY23 and bid for construction in FY24.

Expenditure Plan	2023	2024	2025	2026	2027	2028	TOTAL
Project Costs	\$ 200,000	\$ 1,000,000	\$ -	\$ -	\$ -	\$ -	\$ 1,200,000

Funding Plan	2023	2024	2025	2026	2027	2028	TOTAL
Stormwater Fund	\$ 200,000	\$ 1,000,000	\$ -	\$ -	\$ -	\$ -	\$ 1,200,000
Total	\$ 200,000	\$ 1,000,000	\$ -	\$ -	\$ -	\$ -	\$ 1,200,000

Annual Operations & Maintenance Costs (if any)							
	2023	2024	2025	2026	2027	2028	TOTAL
Stormwater Fund	\$ -	\$ -	\$ -	\$ -	\$ -	\$ -	\$ -

Cost Assumptions

Total Estimated Cost of Project: \$1,200,000 **Date of Cost Estimate:** 2/22/2021

Scope of Estimate:

Design during FY22 and FY23 is at an estimated cost of 15% of the total project. Construction is expected to begin in FY24. Additional monies added due to increases in materials and construction costs.

FY 2023 CAPITAL IMPROVEMENT PROJECT REQUEST FORM

STORMWATER FUND

Project Name: Stormwater Pipe Lining

Epic! Goal

3. Promote Dunedin as The Premier Coastal Community, protecting and improving our natural resources for the enjoyment of all.

At A Glance

Project Type:	<u>Repair & Maintenance</u>	Project Number:	<u>530203</u>
Department:	<u>PW-Stormwater</u>	Project Manager:	<u>Keith Fogarty</u>
Service Life:	<u>20 years</u>	Project Status:	<u>Existing</u>
Year Project Began:	<u></u>		
Is this project associated with a Master Plan?	<u>No</u>		

Project Description

Stormwater pipe relining is part of a continued effort to identify corrugated metal pipe (CMP) or other failing stormwater pipes that are or will be near the end of their expected life. The process of relining pipes began in FY 2000, remaining major pipe relining will be revisited in FY 2025. Pipe relining prioritization is based on annual pipe cleaning & inspections. Relining offers a no-dig approach with minimal traffic congestion and disruption to residents.

Project Justification

Pipe lining of the stormwater pipes extends useful life of the pipelines and reduces and/or eliminates further deterioration

If there has been a change from prior year please explain:

<i>Expenditure Plan</i>	<i>2023</i>	<i>2024</i>	<i>2025</i>	<i>2026</i>	<i>2027</i>	<i>2028</i>	<i>TOTAL</i>
Project Costs	TBD	\$ 380,000	\$ 300,000	\$ 100,000	\$ 100,000	\$ 100,000	\$ 980,000

<i>Funding Plan</i>	<i>2023</i>	<i>2024</i>	<i>2025</i>	<i>2026</i>	<i>2027</i>	<i>2028</i>	<i>TOTAL</i>
Prior Year Carryforward	TBD	\$ -	\$ -	\$ -	\$ -	\$ -	\$ -
Stormwater Fund	\$ -	\$ 380,000	\$ 300,000	\$ 100,000	\$ 100,000	\$ 100,000	\$ 980,000
Total	\$ -	\$ 380,000	\$ 300,000	\$ 100,000	\$ 100,000	\$ 100,000	\$ 980,000

Annual Operations & Maintenance Costs (if any)

	<i>2023</i>	<i>2024</i>	<i>2025</i>	<i>2026</i>	<i>2027</i>	<i>2028</i>	<i>TOTAL</i>
Stormwater Fund	\$ -	\$ -	\$ -	\$ -	\$ -	\$ -	\$ -

Cost Assumptions

Total Estimated Cost of Project: \$1,680,000 **Date of Cost Estimate:** 3/8/2022

Scope of Estimate:

Based on Pinellas County contract

FY 2023 CAPITAL IMPROVEMENT PROJECT REQUEST FORM

MARINA FUND

Project Name: Citywide Parking Lot Resurfacing - Marina

Epic! Goal

4. Be the statewide model for environmental sustainability stewardship.

At A Glance

Project Type: <u>Repair & Maintenance</u>	Project Number: <u>641904</u>
Department: <u>PW-Engineering</u>	Project Manager: <u>Andy Padgett, Lanie Sheets</u>
Service Life: <u>15 years</u>	Project Status: <u>Existing</u>
Year Project Began: _____	
Is this project associated with a Master Plan? <u>No</u>	

Project Description

Several facilities have been identified to have their parking lots resurfaced within the next several years due to frequent repairs or life expectancy. The paving of City Facilities is initiated by the department/City entity for which the facility is assigned. Engineering is called upon to provide an assessment and projected budget. The City department provides schedule and funding. Generally, the work will be done as part of the annual paving program. Exceptions to this may be a result of additional work outside the routine paving that needs to be done in association of the pavement work.

In FY 2023, the Marina will receive 1" mill and resurface of the lots adjacent to Edgewater Park including in front of the harbormaster's office and boat trailer parking. Marina lot funding split 40% Marina Fund and 60% Penny Fund.

Project Justification

If there has been a change from prior year please explain:

Costs updated for current prices.

Expenditure Plan	2023	2024	2025	2026	2027	2028	TOTAL
Project Costs	\$ 260,600	\$ -	\$ -	\$ -	\$ -	\$ -	\$ 260,600

Funding Plan	2023	2024	2025	2026	2027	2028	TOTAL
Penny Fund	\$ 156,360	\$ -	\$ -	\$ -	\$ -	\$ -	\$ 156,360
Marina Fund	\$ 104,240	\$ -	\$ -	\$ -	\$ -	\$ -	\$ 104,240
Total	\$ 260,600	\$ -	\$ -	\$ -	\$ -	\$ -	\$ 260,600

Annual Operations & Maintenance Costs (if any)

	2023	2024	2025	2026	2027	2028	TOTAL
General Fund	\$ -	\$ -	\$ -	\$ -	\$ -	\$ -	\$ -

Cost Assumptions

Total Estimated Cost of Project: \$260,600 **Date of Cost Estimate:** 2/14/2020

Scope of Estimate:

FY 2023 CAPITAL IMPROVEMENT PROJECT REQUEST FORM

MARINA FUND

Project Name: Dock A Repair & Replacement

Epic! Goal

3. Promote Dunedin as The Premier Coastal Community, protecting and improving our natural resources for the enjoyment of all.

At A Glance

Project Type: <u>Rehabilitation</u>	Project Number: <u>491501</u>
Department: <u>Parks & Recreation</u>	Project Manager: <u>Lanie Sheets / Bruce Wirth, PE</u>
Service Life: <u>15 years</u>	Project Status: <u>Existing</u>
Year Project Began: _____	
Is this project associated with a Master Plan? <u>No</u>	

Project Description

The Marina's major dock area, Dock A, needs to be replaced. The project is comprised of replacement of the wooden docks and pilings for the main pier (not including finger piers), electrical and potable water services.

Project Justification

The existing dock structure has outlived it's useful life.

If there has been a change from prior year please explain:

Project and cost estimate will be contingent on Marina Master Plan and estimate for floating docks.

<i>Expenditure Plan</i>	2023	2024	2025	2026	2027	2028	TOTAL
Project Costs	\$ -	\$ 635,000	\$ -	\$ -	\$ -	\$ -	\$ 635,000

<i>Funding Plan</i>	2023	2024	2025	2026	2027	2028	TOTAL
Marina Fund	\$ -	\$ 635,000	\$ -	\$ -	\$ -	\$ -	\$ 635,000
Total	\$ -	\$ 635,000	\$ -	\$ -	\$ -	\$ -	\$ 635,000

<i>Annual Operations & Maintenance Costs (if any)</i>	2023	2024	2025	2026	2027	2028	TOTAL
Marina Fund	\$ -	\$ -	\$ -	\$ -	\$ -	\$ -	\$ -

Cost Assumptions

Total Estimated Cost of Project: \$635,000 **Date of Cost Estimate:** 3/2020

Scope of Estimate:

FY 2023 CAPITAL IMPROVEMENT PROJECT REQUEST FORM

MARINA FUND

Project Name: Harbormaster Building Replacement

Epic! Goal

3. Promote Dunedin as The Premier Coastal Community, protecting and improving our natural resources for the enjoyment of all.

At A Glance

Project Type: <u>Infrastructure</u>	Project Number: <u>TBD</u>
Department: <u>Parks & Recreation</u>	Project Manager: <u>Jorge Quintas</u>
Service Life: <u>30 years</u>	Project Status: <u>Existing</u>
Year Project Began: _____	
Is this project associated with a Master Plan? <u>No</u>	

Project Description

This building has been identified as beyond its useful life through the FASNA.

Project Justification

If there has been a change from prior year please explain:

Project is expected to be completed in FY 2026 however the scope may change with the Marina Master Plan. This "placeholder" will not cover the entire costs of the project and other funding sources may need to be identified.

Expenditure Plan	2023	2024	2025	2026	2027	2028	TOTAL
Project Costs	\$ -	\$ -	\$ -	\$ 1,000,000	\$ -	\$ -	\$ 1,000,000

Funding Plan	2023	2024	2025	2026	2027	2028	TOTAL
Marina Fund	\$ -	\$ -	\$ -	\$ 1,000,000	\$ -	\$ -	\$ 1,000,000
Total	\$ -	\$ -	\$ -	\$ 1,000,000	\$ -	\$ -	\$ 1,000,000

Annual Operations & Maintenance Costs (if any)	2023	2024	2025	2026	2027	2028	TOTAL
Marina Fund	\$ -	\$ -	\$ -	\$ -	\$ -	\$ -	\$ -

Cost Assumptions

Total Estimated Cost of Project: TBD **Date of Cost Estimate:** _____

Scope of Estimate:

FY 2023 CAPITAL IMPROVEMENT PROJECT REQUEST FORM

GOLF OPERATIONS FUND

Project Name: Dunedin Golf Club Renovation and Transition Plan

Epic! Goal

1. Create a vibrant, cultural experience that touches the lives of our community and visitors.

At A Glance

Project Type:	<u>Rehabilitation</u>	Project Number:	<u>New</u>
Department:	<u>City Manager</u>	Project Manager:	<u>Vince Gizzi / Bruce Wirth</u>
Service Life:	<u>30 years</u>	Project Status:	<u>New</u>
Year Project Began:	<u>2022</u>		
Is this project associated with a Master Plan?		<u>No</u>	

Project Description

Renovations of the Dunedin Golf Club as outlined by the Sustainability Study by the National Golf Foundation including greens, tees, irrigation, drainage improvements, cart path repair, bridge resurfacing, clubhouse enhancements, maintenance building, patio expansion, range expansion, and clubhouse upgrades.

Project Justification

If there has been a change from prior year please explain:

Expenditure Plan	2023	2024	2025	2026	2027	2028	TOTAL
Project Costs	\$ 2,000,000	\$ 2,000,000	\$ -	\$ -	\$ -	\$ -	\$ 4,000,000

Funding Plan	2023	2024	2025	2026	2027	2028	TOTAL
ARPA Fund	\$ 2,000,000	\$ -	\$ -	\$ -	\$ -	\$ -	\$ 2,000,000
Golf Operations Fund	\$ -	\$ 2,000,000	\$ -	\$ -	\$ -	\$ -	\$ 2,000,000
Total	\$ 2,000,000	\$ 2,000,000	\$ -	\$ -	\$ -	\$ -	\$ 4,000,000

Annual Operations & Maintenance Costs (if any)

	2023	2024	2025	2026	2027	2028	TOTAL
Golf Operations Fund	\$ -	\$ -	\$ -	\$ -	\$ -	\$ -	\$ -

Cost Assumptions

Total Estimated Cost of Project: \$4,000,000 **Date of Cost Estimate:** 8/6/2021

Scope of Estimate:

Per NGF Sustainability Study

FY 2023 CAPITAL IMPROVEMENT PROJECT REQUEST FORM

FLEET FUND

Project Name: Fleet Replacements

Epic! Goal

4. Be the statewide model for environmental sustainability stewardship.

At A Glance

Project Type:	<u>Equipment</u>	Project Number:	<u>N/A</u>
Department:	<u>PW-Fleet</u>	Project Manager:	<u>Scott Caterson</u>
Service Life:	<u>7-15 years</u>	Project Status:	<u>Existing</u>
Year Project Began:	<u></u>		
Is this project associated with a Master Plan?	<u>No</u>		

Project Description

The City's fleet consists of over 325 items valued at approximately \$15 million. Items range from small trailer mounted equipment to heavy trucks and include passenger vehicles, garbage trucks, heavy construction equipment and fire trucks.

Project Justification

The fleet staff projects replacement based on a useful life cycle, which varies by the type of vehicle or equipment ranging from 7-15 years. Significant focus is placed on preventative maintenance and timely repairs which minimizes downtime and maximizes utilization. As the replacement year approaches, vehicles and equipment are evaluated based on hours of use and condition to determine if replacement is cost-effective. The schedule is flexible to ensure that the active fleet is effective in meeting Citywide operational needs.

If there has been a change from prior year please explain:

Expenditure Plan	2023	2024	2025	2026	2027	2028	TOTAL
Library							
12- Ford Escape /EV Repl.	-	36,000	-	-	-	-	36,000
Deputy City Manager							
2- Ford Escape / EV Repl.	-	36,000	-	-	-	-	36,000
City Clerk							
19 Ford Escape / EV Repl.	-	-	-	39,400	-	-	39,400
Marina							
16- John Deere TS Gator	9,400	-	-	-	-	-	9,400
Fire / Rescue							
103 - Fire Engine	-	-	DEBT SERVICE	-	-	-	-
104 - Fire Engine	-	-	-	-	856,500	-	856,500
109 - John Deere Gator XUG	-	-	-	-	18,800	-	18,800
116 - Ford Expedition	-	40,600	-	-	-	-	40,600
153 - Ford F250 Pick-up	-	-	35,800	-	-	-	35,800
155- Ford F150 Pick-up	-	-	-	27,200	-	-	27,200
157- Ford Expedition	-	-	-	49,200	-	-	49,200
158- Ford F250 Crew-cab	-	-	-	42,500	-	-	42,500
County Funded EMS Vehicle	-	-	-	-	-	-	-
Parks & Recreation							
603- Ford F250 Crew Cab PU	-	30,300	-	-	-	-	30,300
605- John Deere Gator	-	-	-	-	-	-	-
606- John Deere HPX 4x4	-	-	-	-	-	-	-
607- John Deere Gator	-	-	-	-	-	-	-
612- Ford F250 Utility Truck	-	34,500	-	-	-	-	34,500
614- John Deere Mower	10,800	-	-	-	-	-	10,800
615- John Deere Mower	10,800	-	-	-	-	-	10,800
620 - Toro Versa Vac	32,000	-	-	-	-	-	32,000

FLEET FUND CONTINUED

Expenditure Plan	2023	2024	2025	2026	2027	2028	TOTAL
627 - Ford F250 Crew-cab	-	-	-	-	38,611	-	38,611
630 - Ford F250 Pick Up	-	-	-	-	30,082	-	30,082
631 - Ford F250 Pick Up	-	-	-	-	30,082	-	30,082
634 - Hustler Mower 72"	-	-	-	-	14,953	-	14,953
634 - Hustler Mower 60"	-	-	-	-	14,659	-	14,659
638 - Gravely Mower 72"	-	-	-	-	13,342	-	13,342
645 - Ford F150 (EV Repl.)	-	-	-	-	45,000	-	45,000
646 - Ford F150 (EV Repl.)	-	-	-	-	45,000	-	45,000
621 - Hurricane Blower	12,500	-	-	-	-	-	12,500
624- John Deere Mower	-	-	-	-	-	-	-
625- John Deere Mower	-	-	-	-	-	-	-
626- John Deere Mower	-	-	-	-	-	-	-
628 - Kubota RTV 900	-	-	17,500	-	-	-	17,500
636- John Deere Gator	9,400	-	-	-	-	-	9,400
640 - Wright Stand-up	7,474	-	-	-	-	-	7,474
649 - GMC Topkick 5500 Dump	-	-	-	-	-	-	-
650 - Ford F150 (EV Repl.)	-	-	-	45,000	-	-	45,000
651 - Ford F150 (EV Repl.)	-	42,400	-	-	-	-	42,400
652 - Ford F150 (EV Repl.)	-	42,400	-	-	-	-	42,400
653 - Ford F150 (EV Repl.)	-	42,400	-	-	-	-	42,400
656- Toro Deck Mower	-	81,000	-	-	-	-	81,000
659 - Gravely Mower 60"	-	-	-	-	13,129	-	13,129
670 - John Deere Tractor	-	-	28,700	-	-	-	28,700
676 - Ford F150 (EV Repl.)	-	42,400	-	-	-	-	42,400
677- Toro Deck Mower	75,400	-	-	-	-	-	75,400
678- O'Dell Trailer	5,400	-	-	-	-	-	5,400
680- Cat Loader	62,100	-	-	-	-	-	62,100
681- Trail King Trailer	-	10,500	-	-	-	-	10,500
684 - Toro 5040 Sand Pro	-	-	-	-	-	13,500	13,500
Showmobile	-	-	-	180,000	-	-	180,000
Recreation							
694 - Ford T350 Transit 15 Psngr	-	-	-	-	4,175	-	4,175
695 - Ford T350 Transit 15 Psngr	-	-	-	-	4,175	-	4,175
696 - Ford T350 Transit 15 Psngr	-	-	-	-	4,175	-	4,175
693 - Ford T350 Transit 15 Psngr	-	-	3,712	-	-	-	3,712
Community Development							
800- Ford Escape / EV Repl.	36,000	-	-	-	-	-	36,000
814- Ford Escape / EV Repl.	-	-	-	39,400	-	-	39,400
815- Ford Escape / EV Repl.	-	-	-	39,400	-	-	39,400
816 - Nissan Frontier/EV Repl.	-	-	43,700	-	-	-	43,700
817 - Nissan Frontier/EV Repl.	-	-	43,700	-	-	-	43,700
818 - Nissan Frontier/EV Repl.	-	-	43,700	-	-	-	43,700
819- Ford Escape / EV Repl.	-	-	-	-	40,600	-	40,600
Public Works							
1100 - Ford Escape / EV Repl.	36,000	-	-	-	-	-	36,000
1115 - Ford Escape / EV Repl.	-	-	-	-	-	0	-
1116 - Ford Escape / EV Repl.	-	37,100	-	-	-	-	37,100
1118 - Ford F150 Pick-up	-	-	43,700	-	-	-	43,700
1119 - Ford Escape / EV Repl.	-	-	-	40,500	-	-	40,500
1120 - Nissan Leaf	-	-	-	36,600	-	-	36,600
228- Trail King HD Trailer	-	-	-	11,400	-	-	11,400
236 - Ford F450 Utility	-	-	-	-	-	49,000	49,000
238 - Ford Escape / EV Repl.	-	-	-	-	-	0	-
239 - John Deere/Alamo	-	-	-	85,300	-	-	85,300
240 - Ford F250 Crew-csb	-	-	30,300	-	-	-	30,300
241- Ford F250 Utility	-	34,500	-	-	-	-	34,500
243 - Caterpillar 277D	-	-	60,600	-	-	-	60,600

FLEET FUND CONTINUED

<i>Expenditure Plan</i>	<i>2023</i>	<i>2024</i>	<i>2025</i>	<i>2026</i>	<i>2027</i>	<i>2028</i>	<i>TOTAL</i>
248- John Deere Mower	10,800	-	-	-	-	-	10,800
250 - Freightliner/Elgin	-	-	267,300	-	-	-	267,300
253 - Argus Dirt Screener	-	-	-	59,300	-	-	59,300
301 - Escape /EV Repl.	-	37,100	-	-	-	-	37,100
307 - Ford F250 Utility	-	-	35,800	-	-	-	35,800
321 - Cat Track Loader	-	-	-	-	60,300	-	60,300
339 - Caterpillar Forklift	-	46,500	-	-	-	-	46,500
344 - Ford F450 Utility	-	47,900	-	-	-	-	47,900
357 - Trail King HD Trailer	-	-	-	-	11,400	-	11,400
358 - Ford F150 / EV Repl.	41,200	-	-	-	-	-	41,200
359 - Ford F150 Pick-up	-	42,400	-	-	-	-	42,400
378 - Mini Excavator	-	61,000	-	-	-	-	61,000
379 - HD Trailer	-	7,300	-	-	-	-	7,300
453 - Ford Escape / EV Repl.	-	-	-	40,500	-	-	40,500
451 - Ford F350 Flatbed	-	-	44,000	-	-	-	44,000
501-Ford Escape / EV Repl.	-	-	-	40,500	-	-	40,500
817 - Ford F350 Utility	-	-	-	-	-	45,000	45,000
541- Club Car Scooter	10,300	-	-	-	-	-	10,300
542 - Int./Vac-Con Truck	262,000	-	-	-	-	-	262,000
562 - Ford F250 Utility	-	34,800	-	-	-	-	34,800
563 - Ford F250 Utility	-	35,800	-	-	-	-	35,800
564 - Ford F250 Utility	-	35,800	-	-	-	-	35,800
565 - Ford F150 EV Repl.	-	-	43,700	-	-	-	43,700
566 - DP200-QZI Pump	-	-	64,000	-	-	-	64,000
567 - DP200-QZI Pump	-	-	64,000	-	-	-	64,000
568 - DP200-QZI Pump	-	-	64,000	-	-	-	64,000
569 - DP200-QZI Pump	-	-	64,000	-	-	-	64,000
570 - Ford F250 Utl.	-	-	-	40,200	-	-	40,200
708 - Freightliner/Terex 60'	-	-	-	238,500	-	-	238,500
717 - Caterpillar 924 Loader	-	-	-	204,600	-	-	204,600
732- Ford Escape /EV Repl.	-	37,100	-	-	-	-	37,100
738- Ford F250 Utility	-	35,800	-	-	-	-	35,800
746 - Freightliner 14' Dump	-	106,000	-	-	-	-	106,000
747- Freightliner 14' Dump	-	106,000	-	-	-	-	106,000
759- Ford F350 Flatbed	-	-	-	-	-	-	-
760- Ford F250 Utility	-	-	-	-	-	-	-
762- Message Board	-	-	-	-	-	-	-
763- Message Board	-	-	-	-	-	-	-
766- Stump Grinder	40,400	-	-	-	-	-	40,400
767- Vermeer Trailer	7,600	-	-	-	-	-	7,600
768 - Freightliner/Petersen	-	-	-	199,600	-	-	199,600
770 - Ver Mac Message Bd.	-	-	14,400	-	-	-	14,400
771- Ver Mac Arrow Bd.	-	-	5,900	-	-	-	5,900
772 - Ver Mac Arrow Bd.	-	-	5,900	-	-	-	5,900
773 - Ver Mac Message Bd.	-	-	14,300	-	-	-	14,300
776 -Ford F450 Crew Utl.	-	-	-	49,600	-	-	49,600
927- Mobile Generator	-	-	-	93,600	-	-	93,600
928- Ford F350 Bucket	-	77,100	-	-	-	-	77,100
929- Ford F250 Utility	-	34,800	-	-	-	-	34,800
930- Ford F250 Utility	-	34,800	-	-	-	-	34,800
999 - 6 Yr unspecified	-	-	-	-	-	500,000	500,000
933- Ford Transit Connect	-	-	-	31,500	-	-	31,500
Total	679,574	1,290,300	1,038,712	1,633,800	1,244,983	607,500	6,494,869
<i>Funding Plan</i>	<i>2023</i>	<i>2024</i>	<i>2025</i>	<i>2026</i>	<i>2027</i>	<i>2028</i>	<i>TOTAL</i>
Fleet Fund	\$ 679,574	\$ 1,290,300	\$ 1,038,712	\$ 1,633,800	\$ 1,244,983	\$ 607,500	\$ 6,494,869
Total	\$ 679,574	\$ 1,290,300	\$ 1,038,712	\$ 1,633,800	\$ 1,244,983	\$ 607,500	\$ 6,494,869

FLEET FUND CONTINUED

New Fleet Purchases entering Fleet Replacement Program in 2023 (purchased by other Departments)

	<i>2023</i>	<i>2024</i>	<i>2025</i>	<i>2026</i>	<i>2027</i>	<i>2028</i>	<i>TOTAL</i>
Fund Name	-	-	-	-	-	-	-
<i>2023 - 2028 Electric Vehicle Plan Rollout</i>							
Number of EV Replacements	3	7	6	7	3	-	26

FY 2023 CAPITAL IMPROVEMENT PROJECT REQUEST FORM

IT SERVICES FUND

Project Name: Citywide Computer Replacements

Epic! Goal

6. Be a premier employer by fostering a diverse, highly engaged workforce through employee recruitment and attraction, workforce retention, employee development and inclusion initiatives.

At A Glance

Project Type: <u>Equipment</u>	Project Number: <u>152001</u>
Department: <u>IT Services</u>	Project Manager: <u>Michael Nagy</u>
Service Life: <u>5 years</u>	Project Status: <u>Existing</u>
Year Project Began: _____	
Is this project associated with a Master Plan? <u>No</u>	

Project Description

Internal Services Fund for the annual cyclical replacement of desktop computers/laptops/tablets. For future replacements, an annual replacement cost is charged each year of the computer's lifecycle. These costs are calculated on expected life of the equipment and current vs. projected costs of the item at the time of replacement.

Project Justification

Provide funding to purchase desktop computers/laptops/tablets as per the City's five (5) year cyclical replacement schedule.

If there has been a change from prior year please explain:

Expenditure Plan	2023	2024	2025	2026	2027	2028	TOTAL
Project Costs	\$ 107,800	\$ 130,650	\$ 131,650	\$ 147,950	\$ 150,050	\$ 76,200	\$ 744,300

Funding Plan	2023	2024	2025	2026	2027	2028	TOTAL
IT Services Fund	\$ 107,800	\$ 130,650	\$ 131,650	\$ 147,950	\$ 150,050	\$ 76,200	\$ 744,300
Total	\$ 107,800	\$ 130,650	\$ 131,650	\$ 147,950	\$ 150,050	\$ 76,200	\$ 744,300

Annual Operations & Maintenance Costs (if any)	2023	2024	2025	2026	2027	2028	TOTAL
IT Services Fund	\$ -	\$ -	\$ -	\$ -	\$ -	\$ -	\$ -

Cost Assumptions

Total Estimated Cost of Project: \$744,300 **Date of Cost Estimate:** 5/11/2022

Scope of Estimate: _____

FY 2023 CAPITAL IMPROVEMENT PROJECT REQUEST FORM

IT SERVICES FUND

Project Name: Citywide Security Camera Recording Systems

Epic! Goal

5. Enhance community relationship strategies that strengthen inclusiveness, respect, transparency and collaborative engagement.

At A Glance

Project Type: <u>Improvement</u>	Project Number: <u>152002</u>
Department: <u>IT Services</u>	Project Manager: <u>Michael Nagy</u>
Service Life: <u>7 years</u>	Project Status: <u>Existing</u>
Year Project Began: <u>2021</u>	
Is this project associated with a Master Plan? <u>No</u>	

Project Description

This project includes the installation and support for new and existing security camera surveillance equipment and recording systems at numerous City facilities that include: Wastewater Plant, Belcher Road Water Tanks, Jerry Lake Tanks, Dunedin Highlander Pool & Sprayground, Dunedin Nature Center Building, Stirling Park Driving Range Building, Fire Stations 61 and 62, Parks Operation Facility, the Dr. William E. Hale Senior Activity Center, and the recycling bins behind the Fleet Services Yard.

Project Justification

The City can assist in the safeguarding of its employees and assets, as well as the public interest with updated security camera recording systems. A security camera recording system can help prevent vandalism, reduce theft/break-ins, provide citizen/employee protection, provide video documentation in legal matters, and provide identification to law enforcement. Currently the City has security camera recording systems in just a few buildings. This project would be replace select cameras and/or entire systems in the existing locations and provide entirely new camera systems in the other locations. This project would help mitigate the purchase and installation of various systems and standardize one manufacturer's devices. Once completed, all City facilities will have security camera surveillance equipment and recording devices that will provide a minimum of thirty (30) days of recordings Pursuant to FLORIDA STATUTE 119.12, public record requests requirement.

If there has been a change from prior year please explain:

Due to FY21 renovations at the Hale Sr. Center, that building was removed from the FY21 Phase-1 of the camera installations project and replaced with the Dunedin Golf Cart Barn. The Hale Sr. Center will be moved to Phase-2 that will occur in FY23.

Expenditure Plan	2023	2024	2025	2026	2027	2028	TOTAL
Project Costs	\$ 85,000	\$ -	\$ -	\$ -	\$ -	\$ -	\$ 85,000

Funding Plan	2023	2024	2025	2026	2027	2028	TOTAL
IT Services Fund	\$ 85,000	\$ -	\$ -	\$ -	\$ -	\$ -	\$ 85,000
Total	\$ 85,000	\$ -	\$ -	\$ -	\$ -	\$ -	\$ 85,000

Annual Operations & Maintenance Costs (if any)

	2023	2024	2025	2026	2027	2028	TOTAL
IT Services Fund	\$ -	\$ -	\$ -	\$ -	\$ -	\$ -	\$ -

Cost Assumptions

Total Estimated Cost of Project: \$125,000 **Date of Cost Estimate:** 2/27/2022

Scope of Estimate:

FY 2023 CAPITAL IMPROVEMENT PROJECT REQUEST FORM

IT SERVICES FUND

Project Name: ERP Phases 5 & 6 Hardware Devices

Epic! Goal

5. Enhance community relationship strategies that strengthen inclusiveness, respect, transparency and collaborative engagement.

At A Glance

Project Type: <u>Equipment</u>	Project Number: <u>152006</u>
Department: <u>IT Services</u>	Project Manager: <u>Michael Nagy</u>
Service Life: <u>5 years</u>	Project Status: <u>Existing</u>
Year Project Began: <u>2020</u>	
Is this project associated with a Master Plan? <u>No</u>	

Project Description

Purchase mobile computing devices, desktop scanners and printers for use with the Tyler ERP solution Phases 5 and 6.

Project Justification

The City has installed Phases 1 thru 4 of the Tyler ERP solution as its core financial, purchasing, payroll, permitting and building code system. The City is currently implementing Phases 5 & 6 of the Tyler ERP solution that includes work orders, asset management, fleet management, facilities management and a utility billing system. Phases 5 and 6 will integrate with the Citizen Self-Service online portal that was implemented in Phase 3 in the EnerGov module. Both ERP Phases 5 and 6 require the use of desktop scanners, high-speed printers and mobile tablet device technology for use in the field. The desktop scanners and laserjet printers allow staff to provide documentation to the public and for internal record keeping purposes. The mobile tablet devices will allow staff while working in the field to access the live ERP system, perform work order updates, update inventory and react instantly to citizen requests. The additional ERP desktop hardware is required for field workers using the EAM Work Order system starting in FY23.

If there has been a change from prior year please explain:

Expenditure Plan	2023	2024	2025	2026	2027	2028	TOTAL
Project Costs	\$ 40,000	\$ -	\$ -	\$ -	\$ -	\$ -	\$ 40,000

Funding Plan	2023	2024	2025	2026	2027	2028	TOTAL
IT Services Fund	\$ 40,000	\$ -	\$ -	\$ -	\$ -	\$ -	\$ 40,000
Total	\$ 40,000	\$ -	\$ -	\$ -	\$ -	\$ -	\$ 40,000

Annual Operations & Maintenance Costs (if any)

	2023	2024	2025	2026	2027	2028	TOTAL
IT Services Fund	\$ -	\$ -	\$ -	\$ -	\$ -	\$ -	\$ -

Cost Assumptions

Total Estimated Cost of Project: \$40,000 **Date of Cost Estimate:** 2/27/2022

Scope of Estimate:

FY 2023 CAPITAL IMPROVEMENT PROJECT REQUEST FORM

IT SERVICES FUND

Project Name: ERP Phases 5 & 6 Installation

Epic! Goal

5. Enhance community relationship strategies that strengthen inclusiveness, respect, transparency and collaborative engagement.

At A Glance

Project Type: <u>Replacement</u>	Project Number: <u>152003</u>
Department: <u>IT Services</u>	Project Manager: <u>Michael Nagy</u>
Service Life: <u>20 years</u>	Project Status: <u>Existing</u>
Year Project Began: <u>2020</u>	
Is this project associated with a Master Plan? <u>No</u>	

Project Description

Implement the Tyler ERP Phases 5 for Utility Billing and Phase 6 for Enterprise Asset Management (EAM) to replace the existing legacy system. These two ERP project modules will integrate with Phase 1 Munis Financials system that has already been installed. The Phase 5 for Utility Billing will include 20 years of historical data to be converted and imported into the new ERP system. Phase 5 for Utility Billing is funded in the Utility Billing Fund. Phase 6 for the Enterprise Asset Management module is funded in the IT Services Fund.

Project Justification

City Commission approved the purchases on December 6, 2019. Purchase requisitions were entered into Munis on December 10, 2019. Due to COVID-19, Phase 5 & 6 project implementations start dates were moved from FY20 to FY21. Phase 5 for Utility Billing start date was moved from April of 2020 to begin in January of 2021 and should be completed by July of 2022. Phase 6 for EAM start date was moved from October of 2020 to begin in September of 2021 and should be completed by October of 2022.

If there has been a change from prior year please explain:

11/25/2019 - Revised quotes received due to product changes and estimate of travel costs increased \$100,884.

Expenditure Plan	2023	2024	2025	2026	2027	2028	TOTAL
Project Costs	\$ -	\$ -	\$ -	\$ -	\$ -	\$ -	\$ -

Funding Plan	2023	2024	2025	2026	2027	2028	TOTAL
Prior Year Carryforward	\$ -	\$ -	\$ -	\$ -	\$ -	\$ -	\$ -
Total	\$ -	\$ -	\$ -	\$ -	\$ -	\$ -	\$ -

Annual Operations & Maintenance Costs (if any)							
	2023	2024	2025	2026	2027	2028	TOTAL
IT Services Fund	\$ 13,900	\$ 13,900	\$ 14,000	\$ 14,000	\$ 14,000	\$ -	\$ 69,800

Cost Assumptions

Total Estimated Cost of Project: \$285,884 **Date of Cost Estimate:** 7/1/2017

Scope of Estimate:

Vendor bids were received in July of 2017. City Commission awarded contract to Tyler Technologies in December of 2019. Vendor honored the July 2017 pricing on modules. This is a multi-year project.

FY 2023 CAPITAL IMPROVEMENT PROJECT REQUEST FORM

IT SERVICES FUND

Project Name: ERP Server Replacements

Epic! Goal

5. Enhance community relationship strategies that strengthen inclusiveness, respect, transparency and collaborative engagement.

At A Glance

Project Type: <u>Equipment</u>	Project Number: <u>TBD</u>
Department: <u>IT Services</u>	Project Manager: <u>Michael Nagy</u>
Service Life: <u>7 years</u>	Project Status: <u>Existing</u>
Year Project Began: _____	
Is this project associated with a Master Plan? <u>No</u>	

Project Description

Replace the current ERP Munis & EnerGov network server equipment to accommodate current and future data growth..

Project Justification

The City's ERP replacement solution referred to as Tyler Technologies' Munis and EnerGov systems was adopted in 2017. The original network server equipment for the ERP was configured just for the Munis Financials and HR/Payroll modules and the EnerGov databases with a five year data growth. The system will be five years old in FY22 and the City has since expanded on the ERP system to include ExecuTime which is used for time & attendance. By mid-FY22, the ERP solution will include the Utility Billing module with 20 years of converted historical data and the Enterprise Asset Management module that includes Assets, Fleet Services, Facilities Management and Work Orders data. The current ERP servers need to be upgraded to accommodate the increased data storage and to increase performance.

If there has been a change from prior year please explain:

In FY22 the project was split between IT Services Fund and Building Fund. Beginning in FY23 the split has been removed and the project resides in the IT Services Fund. For FY23 this CIP was retitled from "ERP Server Upgrades" to "ERP Server Replacements".

Expenditure Plan	2023	2024	2025	2026	2027	2028	TOTAL
Project Costs	\$ 75,000	\$ -	\$ -	\$ -	\$ -	\$ -	\$ 75,000

Funding Plan	2023	2024	2025	2026	2027	2028	TOTAL
IT Services Fund	\$ 75,000	\$ -	\$ -	\$ -	\$ -	\$ -	\$ 75,000
Total	\$ 75,000	\$ -	\$ -	\$ -	\$ -	\$ -	\$ 75,000

Annual Operations & Maintenance Costs (if any)

	2023	2024	2025	2026	2027	2028	TOTAL
IT Services Fund	\$ -	\$ -	\$ -	\$ -	\$ -	\$ -	\$ -

Cost Assumptions

Total Estimated Cost of Project: \$75,000 **Date of Cost Estimate:** 4/5/2021

Scope of Estimate:

FY 2023 CAPITAL IMPROVEMENT PROJECT REQUEST FORM

IT SERVICES FUND

Project Name: Network Equipment Replacements

Epic! Goal

5. Enhance community relationship strategies that strengthen inclusiveness, respect, transparency and collaborative engagement.

At A Glance

Project Type: <u>Equipment</u>	Project Number: <u>151902</u>
Department: <u>IT Services</u>	Project Manager: <u>Michael Nagy</u>
Service Life: <u>7 years</u>	Project Status: <u>Existing</u>
Year Project Began: _____	
Is this project associated with a Master Plan? <u>No</u>	

Project Description

Replace aging or outdated network switches, network servers, wireless access points, and battery backup/uninterrupted power supply devices throughout the City.

Project Justification

A network switch is a hardware device that connects other devices on the City's computer network to allow the sending/receiving of data, voice and video over the City's network. A network server is a hardware device that acts as a central repository for data as well as providing various resources like hardware access, disk space and printer access. A battery backup/uninterrupted power supply (aka UPS) is a hardware device that provides constant electrical power to network equipment in the event of building power failure. The UPS also protects equipment against electrical power surges and spikes.

This project will replace various network equipment with updated technology in order to protect the City's data environment. The newer equipment will also provide faster and more reliable transmission of data, voice and video over the City's computer network.

If there has been a change from prior year please explain:

For FY23 this CIP was retitled from "Network Infrastructure Upgrades" to "Network Equipment Replacements". The term infrastructure has numerous meanings that can cause confusion. Therefore the term "equipment" will be used for this CIP as it is the basis for this funding.

Expenditure Plan	2023	2024	2025	2026	2027	2028	TOTAL
Project Costs	\$ 70,000	\$ -	\$ -	\$ -	\$ -	\$ -	\$ 70,000

Funding Plan	2023	2024	2025	2026	2027	2028	TOTAL
IT Services Fund	\$ 70,000	\$ -	\$ -	\$ -	\$ -	\$ -	\$ 70,000
Total	\$ 70,000	\$ -	\$ -	\$ -	\$ -	\$ -	\$ 70,000

Annual Operations & Maintenance Costs (if any)

	2023	2024	2025	2026	2027	2028	TOTAL
IT Services Fund	\$ -	\$ -	\$ -	\$ -	\$ -	\$ -	\$ -

Cost Assumptions

Total Estimated Cost of Project: \$70,000 **Date of Cost Estimate:** 3/27/2022

Scope of Estimate:

Based on current quoted costs for FY22 equipment being purchased for the New City Hall.

FY 2023 CAPITAL IMPROVEMENT PROJECT REQUEST FORM

IT SERVICES FUND

Project Name: Parking Sensors

Epic! Goal

4. Be the statewide model for environmental sustainability stewardship.

At A Glance

Project Type: <u>Improvement</u>	Project Number: _____
Department: <u>IT Services</u>	Project Manager: <u>Michael Nagy</u>
Service Life: <u>10 years</u>	Project Status: <u>New</u>
Year Project Began: <u>2023</u>	
Is this project associated with a Master Plan? <u>No</u>	

Project Description

Installation of in-ground Wi-Fi parking sensors in downtown public street and garage parking spaces. Unfunded in FY23 at this time. There will also be ongoing annual costs associated with this project.

Project Justification

With progressing urbanisation and increasing availability of the cars and ride hailing services, inefficient parking has become a huge burden for drivers. Motorists on average spend 30% of their driving time in cities looking for free spaces and that causes much frustration and stress. INRIX studied drivers' parking behavior in 30 cities in the UK, US, and Germany and estimated that the combined cost in wasted time, fuel, and carbon emissions to the economies of these countries amounted to \$200 billion a year. In ground parking sensors allow the public to use a web app to locate available parking spaces or view an electronic display monitor to find available parking spaces.

If there has been a change from prior year please explain:

No

Expenditure Plan	2023	2024	2025	2026	2027	2028	TOTAL
Project Costs	UNFUNDED	\$ -	\$ -	\$ -	\$ -	\$ -	\$ -

Funding Plan	2023	2024	2025	2026	2027	2028	TOTAL
IT Services Fund	UNFUNDED	\$ -	\$ -	\$ -	\$ -	\$ -	\$ -
Total	\$ -	\$ -	\$ -	\$ -	\$ -	\$ -	\$ -

Annual Operations & Maintenance Costs (if any)							
Fund Name	2023	2024	2025	2026	2027	2028	TOTAL
Fund Name	\$ -	\$ -	\$ -	\$ -	\$ -	\$ -	\$ -

Cost Assumptions

Total Estimated Cost of Project: _____ **Date of Cost Estimate:** _____

Scope of Estimate:



This page intentionally left blank.



GLOSSARY

FY 2023 PROPOSED OPERATING & CAPITAL BUDGET



This Page Intentionally Left Blank

GLOSSARY

The following abbreviations are used throughout the budget book:

ARPA	American Rescue Plan Act
CAFR	Comprehensive Annual Financial Report
CIE	Capital Improvements Element
CIP	Capital Improvements Plan
CGT	County Gas Tax
CRA	Community Redevelopment Agency
CRD	Community Redevelopment District
EMS	Emergency Medical Service
FDOT	Florida Department of Transportation
FTEs	Full Time Equivalent
FY	Fiscal Year
GASB	Government Accounting Standards Board
GFOA	Government Finance Officers Association
IAFF	International Association of Fire Fighters
ISF	Internal Service Fund
PT	Part-time
RFP	Request for Proposals
RFQ	Request for Qualifications
TIF	Tax Increment Financing
TRIM	Truth in Millage
VOD	Variable/On-demand

Accrual Basis of Accounting

A method of accounting that recognizes the financial effect of transactions, events, and interfund activities when they occur, regardless of the timing of related cash flows.

Ad Valorem Tax

A tax levied on the assessed value of real property. This tax is also known as property tax.

Adjusted Final Millage

Under Florida law, the actual tax rate levied by a local government when tax bills are issued. The rate is adjusted for corrected errors in property assessments for tax purposes and for changes in assessments made by property appraisal adjustment boards in each county. Usually, changes are slight and the adjusted millage does not change from the taxing agency's levy.

Appropriation

Legal authorization granted by a legislative body (City Commission) to make expenditures and incur financial obligations for specific purposes.

Assessed Value

Dollar value given to real estate, utilities and personal property, on which taxes are levied.

Assets

Resources owned or held which have monetary value.

Audit

An independent examination of financial information of any entity, whether profit oriented or not, irrespective of size or legal form when such an examination is conducted with a view to express an opinion thereon.

Balanced Budget

A budget in which estimated revenues equal estimated expenditures.

Basis of Accounting

The timing of recognition, that is, then the effects of transactions or events should be recognized for financial reporting purposes. For example, the effects of transactions or events can be recognized on an accrual basis (that is, when the transactions or events take place), or on a cash basis (that is, when cash is received or paid). Basis of accounting is an essential part of measurement focus because a particular timing of recognition is necessary to accomplish a particular measurement focus.

Basis of Budgeting

This refers to the basis of accounting used to estimate financing sources and uses in the budget. This generally takes one of three forms: GAAP, cash, or modified accrual.

Bond (Debt Instrument)

A written promise to pay (debt) a specified sum of money (called principal or face value) at a specified future date (called the maturity date) along with periodic interest paid at a specified percentage of the principal (interest rate). Bonds are typically used for long-term debt to pay for specific capital expenditures.

Budget

An annual financial plan that identifies revenues, specifies the type and level of services to be provided, and establishes the amount of money which can be spent.

Budget Adjustment

Legal means by which an adopted expenditure authorization or limit is increased; includes publication, public hearing and Commission approval. May involve either a budget transfer or budget amendment.

Budget Amendment

A type of budget adjustment requiring City Commission authorization through a resolution.

Budget Transfer

A type of budget adjustment made administratively, not requiring Commission approval under the City's current policies.

Budget and Finance Policies

The City's policies with respect to budgeting, taxation, spending, reserve requirements, asset maintenance, and debt management as these relate to government services, programs, and capital investment. Fiscal policy provides an agreed-upon set of principles for the planning and programming of government budgets and their funding.

Budget Calendar

The schedule of key dates which a government follows in the preparation and adoption of the budget.

Business Plan

The document outlining the City's five **EPIC! Goals** and the strategies for achieving them.

Capital Equipment

Equipment in excess of \$1,000 and with an expected life of more than one year such as automobiles, computers and furniture.

Capital Improvements Plan

A financial plan for major expenses of \$25,000 or more. May include operating costs or capital outlay such as construction of buildings, streets, sewers and recreation facilities.

Cash Basis

The basis of accounting in which transactions are recognized only when cash is increased or decreased.

Charges for Services

Payment of a fee for direct receipt of a public service (recreation fees, marina fees, utility fees, etc.) by the party benefiting from the service. Also referred to as "user charges."

City Commission

Elected representatives that set policy, approve budget, determine ad valorem tax rates on property within City limits, and evaluate job performance of City Manager and City Clerk.

City Manager

The City Manager is a professional administrator appointed by the City Commission and serves as chief executive officer. The Manager carries out policies determined by the City Commission.

Community Redevelopment Agency – (CRA)

The Community Redevelopment Agency is a public agency created for the purpose of undertaking activities and projects in a designated redevelopment area. Incremental tax revenues raised in the designated area are mandated for use in the Community Redevelopment Agency district only.

Community Redevelopment District – (CRD)

The Community Redevelopment District is a designated redevelopment area under the control of a CRA.

Comprehensive Annual Financial Report – (CAFR)

An annual audit of the financial statements of the City performed by an independent certified public accounting firm.

Comprehensive Plan

A method to utilize and strengthen the existing role, processes and powers of local governments to establish and implement comprehensive planning programs which guide and control future development.

Contingency

An appropriation of funds to cover unforeseen events that occur during the fiscal year.

Contractual Services

Services rendered to a government by private firms, individuals, or other governmental agencies. Examples include utilities, rent, maintenance agreements, and professional consulting services.

Debt

An obligation resulting from the borrowing of money or the purchase of goods and services.

Debt Service

The payment of principal and interest on borrowed funds and required contributions to accumulate monies for future retirement of bonds.

Department

Organizational unit of government that is functionally unique in delivery of services.

Depreciation

The systematic allocation of the cost of an asset from the balance sheet to Depreciation Expense on the income statement over the useful life of the asset. (The depreciation journal entry includes a debit to Depreciation Expense and a credit to Accumulated Depreciation, a contra asset account). The purpose is to allocate the cost to expense in order to comply with the matching principle. It is not intended to be a valuation process. The amount allocated to expense is not indicative of the economic value being consumed. Similarly, the amount not yet allocated is not an

indication of its current market value.

Distinguished Budget Award

A voluntary awards program administered by the Government Finance Officers Association to encourage governments to prepare effective budget documents.

Encumbrance

An amount of money committed for the payment of goods and services not yet received.

Enterprise Funds

A self-supporting fund designed to account for activities supported by user charges; examples are Utility and Sanitation Collection funds.

EPIC! Goals

The Commission's goals as developed during their strategic planning session, and the principal objectives behind the development of the business plan and budget.

Expenditure

Decreases in (uses of) financial resources other than through interfund transfers.

Expense

A use of financial resources, denoted by its use in the proprietary funds, which are accounted for on a basis consistent with the business accounting model (full accrual basis).

Fiduciary Funds

A category of funds used to report assets held in a trustee or agency capacity for others and which therefore cannot be used to support the government's own programs. The fiduciary fund category includes pension (and other employee benefit) trust funds, investment trust funds, private-purpose trust funds, and agency funds.

Fiscal Year – (FY)

Any period of 12 consecutive months designated as the budget year. The City of Dunedin's budget year begins October 1 and ends September 30.

Franchise Fees

Charges levied against a corporation or individual by a local government in return for granting a privilege or permitting the use of public property, i.e. Progress Energy, Clearwater Gas.

Full Time Equivalent – (FTE)

To qualify as a full time equivalent, an employee must work a minimum of 37.5 hours per week.

Function

A major class of grouping of activities directed toward a common goal such as improvements to the public safety or improvement of the physical environment. Concerning budgetary analysis, the categories of functions have been established by the State of Florida and financial reports must be grouped according to those established functions.

Fund

A fiscal and accounting entity with a self-balancing set of accounts recording cash and other financial resources, together with all related liabilities and residual equities of balances and changes therein, which are segregated for specific activities or attaining certain objectives in accordance with special regulation, restrictions, or limitations.

Fund Balance

Fund equity for governmental and trust funds which reflect the accumulated excess of revenues and other financing sources over expenditures and other uses for general governmental functions.

General Fund

A fund used to account for the receipt and expenditure of resources traditionally associated with local government not designated by law for a special purpose. Some departments/divisions included in the General Fund are Library, Finance, and Parks and Recreation.

General Obligation Bonds

When the City pledges its full faith and credit to the repayment of the bonds it issues, than those bonds are general obligation bonds (GOB). In Florida general obligation bonds must be authorized by public referendum.

Generally Accepted Accounting Principles – (GAAP)

Uniform minimum standards for financial accounting and recording, encompassing the conventions, rules, and procedures that define accepted accounting principles.

Goal

A statement of a department/program's direction, purpose or intent based on the needs of the community. The City's established goals are specific and have a designated time for achievement.

Government Finance Officers Association – (GFOA)

An association of public finance professionals founded in 1906 as the Municipal Finance Officers Association. The GFOA has played a major role in the development and promotion of GAAP for state and local government since its inception and has sponsored the Certificate of Achievement for Excellence in Financial Reporting Program since 1946.

Governmental Fund

Funds generally used to account for tax-supported activities. There are five different types of governmental funds: the general fund, special revenue funds, debt service funds, capital projects funds, and permanent funds.

Grant

A contribution by a government or other organization to support a particular function. Grants may be classified as either operational or capital, depending upon the intended usage of the grant proceeds.

Growth Management Act of 1985

State of Florida Legislation that amends the 1975 Local Government Comprehensive Planning Act. The Amendment requires changes in local government planning procedures and gives State and Regional planning authorities more supervisory and coordinating involvement than in the past.

Homestead Exemption

Pursuant to the Florida State Constitution, the first \$25,000 of assessed value of a home, which the owner occupies as principal residence, is exempt from property tax. An additional \$25,000 shall be applied to the assessed value greater than \$50,000. In addition, qualifying senior citizens, as permitted by Section 196.075 F.S. and City of Dunedin Ordinance No. 07-09 shall be entitled to make application to the Property Tax Appraiser's Office of Pinellas County for an additional homestead exemption of \$50,000.

Infrastructure

The physical assets of a government (e.g. streets, water and sewer systems, public buildings, parks etc.).

Interfund Transfers

Transfers among funds to track items for management purposes. They represent a "double counting" and therefore, are subtracted when computing a "net" operating budget.

Intergovernmental Revenues

A major revenue category that includes all revenues received from federal, state and other local government sources in the form of grants, shared revenues, and payment in lieu of taxes.

Internal Service Funds

Proprietary type funds established to finance and account for services and commodities furnished by a designated department to other departments within the City or to other governmental entities on a cost reimbursement basis. Internal Service Funds include: Fleet Services, Facilities Maintenance, Risk Safety, Health Benefits, and IT Services.

Levy

To impose taxes for the support of government activities.

Line Item

The smallest expenditure detail provided in department budgets. The line item also is referred to as an “object”, with numerical “object codes” used to identify expenditures in the accounting system.

Long Term Debt

Debt with a maturity of more than one year including General Obligation Bonds, revenue bonds, special assessment bonds, notes, leases and contracts.

Millage Rate

The tax rate on real property based on 1 mill equals \$1.00 per \$1, 000.00 of assessed property value. The millage rate is used in computing taxes by multiplying the rate times the taxable value divided by 1,000. Example: millage rate of 4.1345 per thousand, taxable value of \$50,000.

$$\frac{50,000 \times 4.1345}{1000} = \$206.73$$

Modified Accrual

Basis of accounting used in conjunction with the current financial resources measurement focus that modifies the accrual basis of accounting in two important ways 1) revenues are not recognized until they are measurable and available, and 2) expenditures are recognized in the period in which governments in general normally liquidate the related liability rather than when that liability is first incurred (if earlier).

Net Position

For enterprise and internal service funds, the difference between (assets + deferred outflows) – (liabilities + deferred inflows) representing available cash available for spending.

Operating Budget

A budget for general expenditures such as salaries, utilities, and supplies.

Operating Expenses

These are expenses of day-to-day operations and exclude personal services and capital expenses.

Ordinance

A formal legislative enactment by the governing board of a municipality. If it is not in conflict with any higher form of law, such as a state statute or constitutional provision, it has the full force and effect of law within the boundaries of the

municipality to which it applied. The difference between an ordinance and a resolution is that the latter requires less legal formality and has a lower legal status. Ordinarily, the statutes or charter will specify or imply those legislative actions which must be by ordinance and those which may be by resolution.

Penny for Pinellas – (One Cent Optional Sales Tax)

City Commission approved an Interlocal Agreement with Pinellas County for the distribution of the net proceeds of the 1% discretionary sales tax on September 21, 1989 for a ten-year period from 1990 to 1999. Pinellas County residents have reauthorized the Penny for Pinellas through referendum three times since its original authorization. The current Penny (Penny III) expires December 31, 2019. Penny IV (2020-2029) was passed on November 7, 2017, and goes into effect on January 1, 2020. Proceeds can be used for fixed capital expenditures for the construction, reconstruction or improvements of public facilities which have a life expectancy of five years or more.

Per Capita

Cost per unit of population to provide a particular service in the community.

Permanent Fund

Governmental fund type used to report resources that are legally restricted to the extent that only earnings, not principal, may be used for purposes that support the reporting government's programs (for the benefit of the government or its citizenry).

Personnel Expenditures

Salaries, wages and fringe benefits such as pensions and insurance.

Prior Year Encumbrances

Obligations from previous fiscal years in the form of purchase orders, contracts, or salary commitments which are chargeable to an appropriation, and for which a part of the appropriation is reserved. They cease to be encumbrances when the obligations are paid or otherwise terminated.

Program

A distinct function of city government provided to the public or a function providing support to the direct services of other city departments.

Property Tax

A tax levied on the assessed value of real property. This tax is also known as ad valorem tax.

Proprietary Funds

Used to account for the City's ongoing organizations and activities which are similar to those often found in the private sector operating on a "for profit" basis. These include the Enterprise and Internal Service Funds.

Request for Proposal

A document that describes a project or need that solicits proposed solutions from qualified vendors.

Request for Qualifications

A document soliciting qualifications from vendor(s), which may be used to develop a short list of most qualified candidates to compete in an RFP.

Reserve

An account used either to set aside budgeted revenues that are not required for expenditure in the current budget year or to earmark revenues for a specific future purpose.

Resolution

A special or temporary order of a legislative body; an order of a legislative body requiring less legal formality than an ordinance or statute.

Revenue

Money that flows into the local government. It is recurring if it is received on a consistent basis (e.g. sales taxes and property taxes) and nonrecurring if it is received irregularly (e.g. federal and state grants). The four main types of local revenue are taxes, user fees, licenses and permits, and intergovernmental revenue.

Revised Budget

A department's authorized budget as modified by Council action, through appropriation transfers from contingency, or transfers from or to another department or fund.

Rollback Rate

The millage rate which, (exclusive of new construction, additions to structures, and deletions), will provide the same ad valorem tax revenue for each taxing authority as was levied during the prior year.

Save Our Homes

State constitutional amendment that limits annual growth in homesteaded residential property value for tax purposes.

Self-Insurance

The underwriting of one's own insurance rather than purchasing coverage from a private provider, by identifying specific areas of risk and assessing actuarially sound charges.

Special Revenues

A governmental fund type used to account for the proceeds of specific revenue sources (other than for major capital projects) that are legally restricted to expenditure for specified purposes. [NCGA Statement 1]

Tax Increment Financing – (TIF)

A mechanism for using property taxes to stimulate investment in economically depressed areas.

TRIM Notice – (Truth-in-Millage Notice)

A notice sent annually to property taxpayers, which explains any changes in the millage rate of each taxing authority from the prior year. The notice also includes the time and place of public hearings on Adopted millage rates.

Uniform Accounting System

The chart of accounts prescribed by the Office of the State Comptroller designed to standardize financial information to facilitate comparison and evaluation of reports.

User Charges

Payment of a fee for direct receipt of a public service (recreation fees, marina fees, utility fees, etc.) by the party benefiting from the service. Also referred to as “charges for service.”

Utility Tax

A tax levied by cities on the consumers of various utilities such as electricity, telephones, or gas.

Variable/On-demand – (VOD)

A type of employment status whereby an employee fills a temporary position, often used for seasonal staffing needs such as life guards, summer camp staffing and interns.



This page intentionally left blank.



APPENDIX A
Summary of
FY 2023 Initiatives
and CIP by EPIC!
Goal

FY 2023 PROPOSED
OPERATING &
CAPITAL BUDGET

Items that are new to the Business Plan are shown in red font.

Projects with multiple funding sources are shaded in gray.

Summary of FY 2023 - 2028 Business Plan Initiatives & Capital Improvement Projects by EPIC! Goal						
GOAL #	Project Name	Project Status	Lead Department	Fund	FY22 Carryforward	FY23
1	ADA 15 Passenger Van	Existing	Parks & Recreation	General	-	Future Year Impact
1	Art Incubator	Existing	Economic & Housing Dev	General	-	98,700
1	Art Incubator	Existing	Economic & Housing Dev	CRA	-	30,763
1	Athletic Field Renovation	Existing	Parks & Recreation	Penny	-	100,000
1	Court Resurfacing	Existing	Parks & Recreation	General	-	60,000
1	Dog Park	Existing	Parks & Recreation	Penny	-	300,000
1	Downtown Landscaping Project	Existing	Parks & Recreation	CRA	-	Prior Year Carryforward
1	Downtown Looper	Existing	Community Development	General	-	-
1	Downtown Looper	New	Community Development	ARPA	-	175,000
1	Downtown Median Removal	Existing	Economic & Housing Dev	CRA	-	15,000
1	Dunedin Golf Club Renovation and Transition Plan	New	Parks & Recreation	ARPA	-	2,000,000
1	Dunedin Golf Club Renovation and Transition Plan	New	Parks & Recreation	Golf	-	Future Year Impact
1	Dunedin Public Library Playground	Existing	Library	General	-	50,000
1	Dunedin Public Library Playground	Existing	Library	ARPA	-	50,000
1	Existing City Hall Adaptive Reuse	Existing	Economic & Housing Dev	CRA	-	20,000
1	Façade Grant Program	Existing	Economic & Housing Dev	General	-	40,000
1	Façade Grant Program	Existing	Economic & Housing Dev	CRA	-	50,000
1	Fisher Tennis Court Lights	Existing	Parks & Recreation	General	-	Future Year Impact
1	Gladys Douglas Preserve Development	Existing	Parks & Recreation	Penny	-	650,000
1	Highland Streetscape	Existing	Economic & Housing Dev	CRA	-	Future Year Impact
1	Highland/Louden/Virginia Streetscape	Existing	Economic & Housing Dev	CRA	125,000	Prior Year Carryforward
1	Highlander Pool Replacement	Existing	Parks & Recreation	Penny	-	Future Year Impact
1	Highlander Pool Replacement	Existing	Parks & Recreation	ARPA	-	2,000,000
1	Historic Landmark Plaques	Existing	Community Development	General	-	10,000
1	Historic Resources Survey	Existing	Community Development	General	50,000	Prior Year Carryforward
1	HPAC Ordinance and Resolution Amendments	New	Community Development	General	-	10,000
1	LDO Incentives	Existing	Economic & Housing Dev	CRA	-	8,058
1	Leased Parking	Existing	Economic & Housing Dev	CRA	-	255,584
1	Mast Arm Bass and Main	Existing	Economic & Housing Dev	CRA	-	Future Year Impact
1	Parking Garage	Existing	Economic & Housing Dev	Penny	-	1,200,000
1	Parking Garage	Existing	Economic & Housing Dev	CRA	-	Future Year Impact
1	Parking Garage	Existing	Economic & Housing Dev	Unfunded	-	Future Year Impact
1	Pickleball Courts	Existing	Parks & Recreation	ARPA	-	400,000
1	Public Art Master Plan and Implementation	Existing	City Manager	General	-	35,000
1	Public Art Master Plan and Implementation	Existing	City Manager	Public Art	-	25,000

Summary of FY 2023 - 2028 Business Plan Initiatives & Capital Improvement Projects by EPIC! Goal							
FY24	FY25	FY26	FY27	FY28	Six Year Planning Period	Type	Page*
-	-	-	40,000	-	40,000	CIP	134
105,054	111,927	-	-	-	315,681	BPI	52
32,917	35,222	-	-	-	98,902	BPI	52
-	-	-	100,000	100,000	300,000	CIP	135
60,000	-	25,000	25,000	25,000	195,000	CIP	136
-	-	-	-	-	300,000	CIP	137
-	-	-	-	-	-	CIP	138
-	50,000	40,000	30,000	25,000	145,000	BPI	53
125,000	-	-	-	-	300,000	BPI	53
15,000	-	-	-	-	30,000	CIP	139
-	-	-	-	-	2,000,000	CIP	140
2,000,000	-	-	-	-	2,000,000	CIP	140
-	-	-	-	-	50,000	CIP	141
-	-	-	-	-	50,000	CIP	141
-	-	-	-	-	20,000	CIP	142
40,000	40,000	40,000	40,000	40,000	240,000	BPI	54
50,000	50,000	50,000	50,000	50,000	300,000	BPI	54
125,000	-	-	-	-	125,000	CIP	143
650,000	-	-	-	-	1,300,000	CIP	144
-	-	-	-	200,000	200,000	CIP	145
-	-	-	-	-	125,000	CIP	146
4,500,000	-	-	-	-	4,500,000	CIP	147
2,000,000	-	-	-	-	4,000,000	CIP	147
10,000	10,000	10,000	10,000	10,000	60,000	BPI	55
-	-	-	-	-	50,000	BPI	56
-	-	-	-	-	10,000	BPI	57
9,851	7,936	5,303	-	-	31,148	BPI	58
256,384	161,199	162,434	165,902	169,220	1,170,723	BPI	59
300,000	-	-	-	-	300,000	CIP	148
1,500,000	-	-	-	-	2,700,000	CIP	149
1,500,000	-	-	-	-	1,500,000	CIP	149
2,000,000	-	-	-	-	2,000,000	CIP	149
-	-	-	-	-	400,000	CIP	150
35,000	35,000	35,000	35,000	35,000	210,000	BPI	60
-	-	-	-	-	25,000	BPI	60

Items that are new to the Business Plan are shown in red font.

Projects with multiple funding sources are shaded in gray.

Summary of FY 2023 - 2028 Business Plan Initiatives & Capital Improvement Projects by EPIC! Goal						
GOAL #	Project Name	Project Status	Lead Department	Fund	FY22 Carryforward	FY23
1	Sindoon/Rotary Stage	Existing	Parks & Recreation	General	-	Unfunded
1	Sister City Program	Existing	City Commission	General	-	10,500
1	Skinner Boulevard, New York Ave Entry Way	Existing	Economic & Housing Dev	CRA	-	Future Year Impact
1	Stirling Skate Park Street Course	New	Parks & Recreation	General	-	Future Year Impact
1	Underground Utilities in Downtown	Existing	Economic & Housing Dev	CRA	-	Future Year Impact
1	Weaver Pier Redecking	New	Parks & Recreation	General	-	Future Year Impact
	EPIC! GOAL #1 TOTAL				\$ 175,000	\$ 7,593,605
2	Brick Streets Program	New	PW- Streets	Penny	-	602,000
2	Brick Streets Program	New	PW- Streets	Stormwater	-	50,000
2	City Hall Art Gallery Curation	New	City Manager	General	-	Future Year Impact
2	Citywide Exterior Facilities Painting - Hale Center	Existing	PW- Facilities	General	-	60,000
2	Citywide Exterior Facilities Painting - Public Services	Existing	PW- Facilities	Stormwater	-	Future Year Impact
2	Coca-Cola Property Adaptive Reuse	Existing	Economic & Housing Dev	Penny	-	Future Year Impact
2	Community Center Floors	Existing	Parks & Recreation	General	-	110,000
2	Community Center Parking Lot	Existing	Parks & Recreation	Penny	-	Future Year Impact
2	Decorative Furniture	Existing	City Manager	General	-	-
2	Downtown Alleyway Enhancements Initiatives	Existing	Economic & Housing Dev	CRA	-	Future Year Impact
2	Downtown Pavers, Walkability & Enhancements	Existing	Economic & Housing Dev	CRA	-	300,000
2	Golf Cart (Micro-Mobility) Infrastructure Plan	New	Community Development	General	-	50,000
2	Library Back Area Carpeting	New	Library	General	-	43,000
2	Milwaukee Avenue Streetscape/Parking	Existing	Economic & Housing Dev	Penny	35,000	Prior Year Carryforward
2	Park Pavilion Replacement	Existing	Parks & Recreation	General	-	Future Year Impact
2	Patricia Corridor Enhancements	Existing	Economic & Housing Dev	General	-	Prior Year Carryforward
2	Patricia Corridor Enhancements	Existing	Economic & Housing Dev	Penny	-	155,000
2	Pavement Management Program	Existing	PW- Streets	CGT	-	310,000
2	Pavement Management Program	Existing	PW- Streets	Penny	-	690,000
2	Pavement Management Program	Existing	PW- Streets	Stormwater	-	200,000
2	Pedestrian Safety Crossing Improvements - Various Locations	Existing	PW- Engineering	Impact	-	60,000
2	Playground Equipment Replacement	Existing	Parks & Recreation	Penny	-	125,000
2	PSTA Jolley Trolley	Existing	Economic & Housing Dev	General	-	21,223
2	PSTA Jolley Trolley	Existing	Economic & Housing Dev	CRA	-	31,835
2	Purple Heart Park Renovation	New	Parks & Recreation	General	-	Future Year Impact
2	Scenic Corridor Program - Edgewater Drive	Existing	Community Development	General	-	Future Year Impact - Amount Unknown
2	Skinner Boulevard Improvements	Existing	Economic & Housing Dev	CRA	-	200,000
2	Skinner Boulevard Improvements	Existing	Economic & Housing Dev	Penny	-	Future year Impact

Summary of FY 2023 - 2028 Business Plan Initiatives & Capital Improvement Projects by EPIC! Goal							
FY24	FY25	FY26	FY27	FY28	Six Year Planning Period	Type	Page*
-	-	-	-	-	-	CIP	151
5,600	10,500	5,600	10,500	5,600	48,300	BPI	61
-	-	-	-	200,000	200,000	CIP	152
-	200,000	-	-	-	200,000	CIP	153
75,000	-	-	200,000	-	275,000	CIP	154
-	150,000	-	-	-	150,000	CIP	155
\$ 15,394,806	\$ 861,784	\$ 373,337	\$ 706,402	\$ 859,820	\$ 25,964,754		
302,000	302,000	302,000	302,000	-	1,810,000	CIP	158
50,000	50,000	50,000	50,000	-	250,000	CIP	158
20,000	20,000	20,000	-	-	60,000	BPI	64
-	-	-	-	-	60,000	CIP	159
40,000	-	-	-	-	40,000	CIP	159
300,000	300,000	-	-	-	600,000	CIP	160
-	-	-	-	-	110,000	CIP	161
-	350,000	-	-	-	350,000	CIP	162
-	-	-	-	-	-	BPI	65
-	-	-	150,000	-	150,000	CIP	163
125,000	100,000	200,000	-	-	725,000	CIP	164
-	-	-	-	-	50,000	BPI	66
-	-	-	-	-	43,000	CIP	165
-	-	-	-	-	35,000	CIP	166
250,000	-	80,000	150,000	80,000	560,000	CIP	167
20,000	-	-	-	-	20,000	CIP	168
-	-	-	-	-	155,000	CIP	168
290,000	270,000	270,000	270,000	270,000	1,680,000	CIP	169
710,000	730,000	730,000	730,000	730,000	4,320,000	CIP	169
200,000	200,000	200,000	200,000	200,000	1,200,000	CIP	169
-	-	-	-	-	60,000	CIP	170
-	60,000	100,000	200,000	200,000	685,000	CIP	171
22,581	24,026	25,564	27,200	-	120,596	BPI	67
33,872	36,040	38,347	40,801	-	180,893	BPI	67
100,000	-	-	-	-	100,000	CIP	172
-	-	-	-	-	-	BPI	68
2,500,000	-	-	-	-	2,700,000	CIP	173
1,000,000	-	-	-	-	1,000,000	CIP	173

Items that are new to the Business Plan are shown in red font.

Projects with multiple funding sources are shaded in gray.

Summary of FY 2023 - 2028 Business Plan Initiatives & Capital Improvement Projects by EPIC! Goal						
GOAL #	Project Name	Project Status	Lead Department	Fund	FY22 Carryforward	FY23
2	Skinner Boulevard Improvements	Existing	Economic & Housing Dev	ARPA	-	Future Year Impact
2	SR 580 Form-based Code	Existing	Community Development	General	-	Future Year Impact - Amount Unknown
2	SR 580 Increased Access Management Regulations	Existing	Community Development	General	-	Future Year Impact - Amount Unknown
2	SR 580 Landscaped Median Project	Existing	Community Development	General	-	Future Year Impact - Amount Unknown
2	SR 580 Mast Arm Repainting	Existing	PW- Engineering	General	-	Future Year Impact
2	SR 580 Pole to Monument Sign Ordinance	Existing	Community Development	General	-	Future Year Impact - Amount Unknown
2	Stirling Park Driving Range Lights	Existing	Parks & Recreation	General	-	Future Year Impact
2	Study and Enhance Street Lighting	Existing	PW- Streets	General	-	Future year Impact
EPIC! GOAL #2 TOTAL					\$ 35,000	\$ 3,008,058
3	Brady Box Culvert	Existing	PW- Stormwater	Stormwater	-	65,000
3	Buena Vista Drive Drainage Improvements	Existing	PW- Stormwater	Stormwater	-	71,300
3	City Sidewalk Inspection & Maintenance Program	Existing	PW- Streets	CGT	-	225,000
3	Clearwater Ferry Service Contribution	Existing	Parks & Recreation	General	-	Future Year Impact
3	Clearwater Ferry Service Contribution	Existing	Parks & Recreation	ARPA	-	55,000
3	Dock A Repair & Replacement	Existing	Parks & Recreation	Marina	-	Future Year Impact
3	Gabion Repair & Replacement Program	Existing	PW- Stormwater	Stormwater	-	730,000
3	Harbormaster Building Replacement	Existing	Parks & Recreation	Marina	-	Future Year Impact
3	Marina Master Plan	Existing	Parks & Recreation	General	-	100,000
3	Pram Shed Replacement	Existing	Parks & Recreation	Penny	-	600,000
3	San Charles Drive Drainage Improvements	Existing	PW- Stormwater	Stormwater	-	Prior Year Carryforward
3	Santa Barbara Drive Drainage Improvements	Existing	PW- Stormwater	Stormwater	-	200,000
3	Stormwater Pipe Lining	Existing	PW- Stormwater	Stormwater	-	Prior Year Carryforward
3	Weaver Park Seawall	New	Parks & Recreation	General	-	Future Year Impact
EPIC! GOAL #3 TOTAL					\$ -	\$ 2,046,300
4	Citywide HVAC Replacements - Fire Admin	Existing	PW- Facilities	General	-	35,000
4	Citywide HVAC Replacements - FS #60 Dayroom/Kitchen	Existing	PW- Facilities	General	-	18,000
4	Citywide HVAC Replacements - FS #62 Dayroom	Existing	PW- Facilities	General	-	Future year Impact
4	Citywide HVAC Replacements - Solid Waste	Existing	PW- Facilities	Solid Waste	-	30,000
4	Citywide Parking Lot Resurfacing - Marina	Existing	PW- Engineering	Penny	-	156,360
4	Citywide Parking Lot Resurfacing - Marina	Existing	PW- Engineering	Marina	-	104,240
4	Citywide Roof Replacements - Community Center	Existing	PW- Facilities	General	-	Future Year Impact
4	Citywide Roof Replacements - Fine Arts Center	Existing	PW- Facilities	General	-	Future Year Impact
4	Citywide Roof Replacements - Hale Center	Existing	PW- Facilities	General	-	270,000
4	Citywide Roof Replacements - Library	Existing	PW- Facilities	General	-	350,000
4	Curlew Road Water Main Replacement	Existing	PW- Water/WW	Water/WW	-	Future Year Impact

Summary of FY 2023 - 2028 Business Plan Initiatives & Capital Improvement Projects by EPIC! Goal							
FY24	FY25	FY26	FY27	FY28	Six Year Planning Period	Type	Page*
1,500,000	-	-	-	-	1,500,000	CIP	173
-	-	-	-	-	-	BPI	69
-	-	-	-	-	-	BPI	70
-	-	-	-	-	-	BPI	71
-	125,000	-	-	-	125,000	CIP	174
-	-	-	-	-	-	BPI	72
50,000	-	-	-	-	50,000	CIP	175
-	25,000	-	-	-	25,000	CIP	176
\$ 7,513,453	\$ 2,592,066	\$ 2,015,911	\$ 2,120,001	\$ 1,480,000	\$ 18,764,489		
-	-	-	-	-	65,000	CIP	178
-	-	-	-	-	71,300	CIP	179
75,000	75,000	75,000	75,000	75,000	600,000	CIP	180
55,000	55,000	55,000	55,000	55,000	275,000	BPI	74
-	-	-	-	-	55,000	BPI	74
635,000	-	-	-	-	635,000	CIP	181
250,000	250,000	250,000	250,000	320,000	2,050,000	CIP	182
-	-	1,000,000	-	-	1,000,000	CIP	183
-	-	-	-	-	100,000	BPI	75
-	-	-	-	-	600,000	CIP	184
-	-	-	-	-	-	CIP	185
1,000,000	-	-	-	-	1,200,000	CIP	186
380,000	300,000	100,000	100,000	100,000	980,000	CIP	187
-	150,000	TBD	-	-	150,000	CIP	188
\$ 2,395,000	\$ 830,000	\$ 1,480,000	\$ 480,000	\$ 550,000	\$ 7,781,300		
-	-	-	-	-	35,000	CIP	190
-	-	-	-	-	18,000	CIP	190
25,000	-	-	-	-	25,000	CIP	190
-	-	-	-	-	30,000	CIP	190
-	-	-	-	-	156,360	CIP	191
-	-	-	-	-	104,240	CIP	191
500,000	-	-	-	-	500,000	CIP	192
225,000	-	-	-	-	225,000	CIP	192
-	-	-	-	-	270,000	CIP	192
-	-	-	-	-	350,000	CIP	192
-	-	-	-	100,000	100,000	CIP	193

Items that are new to the Business Plan are shown in red font.

Projects with multiple funding sources are shaded in gray.

Summary of FY 2023 - 2028 Business Plan Initiatives & Capital Improvement Projects by EPIC! Goal						
GOAL #	Project Name	Project Status	Lead Department	Fund	FY22 Carryforward	FY23
4	Direct Potable Reuse Pilot Study	New	PW- Water/WW	Water/WW	-	200,000
4	DREAM: Greenhouse Gas (GHG) Assessments	New	City Manager	General	-	3,840
4	DREAM: Wildlife Corridors (National Wildlife Federation Community Certification)	New	City Manager	General	-	2,000
4	Electrical Distribution (Power Grid) Assessment	Existing	City Manager	General	-	-
4	Fleet Replacements	Existing	PW- Fleet	Fleet	-	679,574
4	Fleet Replacements- Solid Waste Collection Trucks	Existing	PW- Fleet	Solid Waste	-	976,542
4	Lift Station #20 Repair/Replacement	Existing	PW- Water/WW	Water/WW	-	178,452
4	Lift Station #32 Repair/Replacement	Existing	PW- Water/WW	Water/WW	-	Prior Year Carryforward
4	Lofty Pine estates- Septic to Sewer Project	Existing	PW- Water/WW	Water/WW	-	850,000
4	Manhole Lining Project	Existing	PW- Water/WW	Water/WW	-	100,000
4	Offsite Potable Water Storage Site Valve Replacement	Existing	PW- Water/WW	Water/WW	-	75,000
4	Parking Sensors	New	IT Services	IT Services	-	Unfunded
4	Pipe Lining Project	Existing	PW- Water/WW	Water/WW	-	1,000,000
4	Ranchwood Drive S & Hitching Post Lane Water Main Replacement	Existing	PW- Water/WW	Water/WW	-	325,000
4	Ranchwood Drive S & Hitching Post Lane Water Main Replacement	Existing	PW- Water/WW	Stormwater	-	350,000
4	Raw Water Transmission Line Piggng	New	PW- Water/WW	Water/WW	-	200,000
4	Ready for 100	Existing	City Manager	General	-	100,000
4	Reclaimed Water Distribution System Master Plan	Existing	PW- Water/WW	Water/WW	-	Future Year Impact
4	San Christopher Reclaim Storage Tanks	New	PW- Water/WW	Water/WW	-	Unfunded
4	Septic Tank Abatement Incentives	Existing	PW- Water/WW	Water/WW	-	350,000
4	Solar Energy Initiative Grant	Existing	Community Development	General	-	75,000
4	Wastewater Collections Bypass Pump	New	PW- Water/WW	Water/WW	-	50,000
4	Wastewater Lift Station Force Main Replacements	Existing	PW- Water/WW	Water/WW	-	Prior Year Carryforward
4	Wastewater Lift Stations Pump Replacement	New	PW- Water/WW	Water/WW	-	150,000
4	Wastewater Lift Stations Rehabilitation	Existing	PW- Water/WW	Water/WW	-	500,000
4	Wastewater Plant Admin Building Hardening / Renovation	New	PW- Water/WW	Water/WW	-	50,000
4	Wastewater Treatment Plant 10,000 Gallon Diesel Fuel Storage Tank On Site	New	PW- Water/WW	Water/WW	-	275,000
4	Wastewater Treatment Plant Chlorine Contact Basin Rehabilitation & Cover Project	Existing	PW- Water/WW	Water/WW	-	Prior Year Carryforward
4	Wastewater Treatment Plant Electrical System Upgrade	Existing	PW- Water/WW	Water/WW	-	4,118,000
4	Wastewater Treatment Plant Facility 8, Filter Media and Basin Rehabilitation Project	Existing	PW- Water/WW	Water/WW	-	Future Year Impact
4	Wastewater Treatment Plant Outfall Piping Repair	Existing	PW- Water/WW	Water/WW	500,000	Prior Year Carryforward
4	Wastewater Treatment Plant Re-Aeration Basin Renovation	Existing	PW- Water/WW	Water/WW	-	50,000
4	Wastewater Treatment Plant Reclaim Storage Tank On Site	New	PW- Water/WW	Water/WW	-	Unfunded
4	Wastewater Treatment Plant SCADA System Upgrade	Existing	PW- Water/WW	Water/WW	-	419,000
4	Water Plant Admin Building Hardening / Renovation	Existing	PW- Water/WW	Water/WW	-	Prior Year Carryforward

Summary of FY 2023 - 2028 Business Plan Initiatives & Capital Improvement Projects by EPIC! Goal							
FY24	FY25	FY26	FY27	FY28	Six Year Planning Period	Type	Page*
300,000	-	-	-	-	500,000	BPI	78
-	-	-	-	-	3,840	BPI	79
2,000	2,000	2,000	2,000	2,000	12,000	BPI	80
-	-	-	-	-	-	CIP	194
1,290,300	1,038,712	1,633,800	1,244,983	607,500	6,494,869	CIP	195
658,110	656,493	321,988	723,783	298,375	3,635,291	CIP	199
-	-	-	-	-	178,452	CIP	200
-	-	-	-	-	-	CIP	201
-	-	-	-	-	850,000	CIP	202
100,000	100,000	100,000	100,000	100,000	600,000	CIP	203
-	-	-	-	-	75,000	CIP	204
-	-	-	-	-	-	CIP	205
1,000,000	1,000,000	1,000,000	1,000,000	1,000,000	6,000,000	CIP	206
-	-	-	-	-	325,000	CIP	207
-	-	-	-	-	350,000	CIP	207
-	-	-	-	-	200,000	CIP	208
UNFUNDED	UNFUNDED	UNFUNDED	UNFUNDED	UNFUNDED	100,000	BPI	81
-	-	50,000	-	-	50,000	CIP	209
-	-	-	-	-	-	CIP	210
35,000	35,000	35,000	35,000	35,000	525,000	BPI	82
50,000	50,000	50,000	50,000	50,000	325,000	BPI	83
-	-	-	-	-	50,000	CIP	211
-	-	-	-	-	-	CIP	212
150,000	150,000	150,000	150,000	150,000	900,000	CIP	213
500,000	500,000	500,000	500,000	500,000	3,000,000	CIP	214
-	-	-	-	-	50,000	CIP	215
-	-	-	-	-	275,000	CIP	216
-	-	-	-	-	-	CIP	217
-	-	-	-	-	4,118,000	CIP	218
1,650,000	-	-	-	-	1,650,000	CIP	219
-	-	-	-	-	500,000	CIP	220
-	-	-	-	-	50,000	CIP	221
-	-	-	-	-	-	CIP	222
-	-	-	-	-	419,000	CIP	223
-	-	-	-	-	-	CIP	224

Items that are new to the Business Plan are shown in red font.

Projects with multiple funding sources are shaded in gray.

Summary of FY 2023 - 2028 Business Plan Initiatives & Capital Improvement Projects by EPIC! Goal						
GOAL #	Project Name	Project Status	Lead Department	Fund	FY22 Carryforward	FY23
4	Water Production Well Facilities	Existing	PW- Water/WW	Water/WW	-	500,000
4	Water Treatment Plant Standby/ Emergency Generator Replace	Existing	PW- Water/WW	Water/WW	-	Future Year Impact
4	Weybridge Woods Bridge Removal	Existing	PW- Engineering	General	-	Future Year Impact
4	Willow Wood Village Water Main Replacements	Existing	PW- Water/WW	Water/WW	-	200,000
	EPIC! GOAL #4 TOTAL				\$ 500,000	\$ 12,741,008
5	Affordable/Workforce Housing Program	Existing	Economic & Housing Dev	General	80,000	50,000
5	Affordable/Workforce Housing Program	Existing	Economic & Housing Dev	ARPA	-	650,000
5	Beltrees Street Improvement Study	New	Community Development	General	-	45,000
5	Broadband Internet Fiber Cable Infrastructure	New	IT Services	ARPA	-	1,675,000
5	Budget and Planning Cloud Based Software for Public Sector	New	Finance	IT Services	-	55,000
5	Business Taxes Equity Study	New	Community Development	General	-	10,000
5	City of Dunedin Strategic Planning	New	City Manager	General	-	65,000
5	Citywide Security Camera Recording Systems	Existing	IT Services	IT Services	-	85,000
5	Coca-Cola Dunedin Technical Analysis	Existing	Economic & Housing Dev	General	-	20,000
5	CRA Affordable/Workforce Housing Program	New	Economic & Housing Dev	CRA	100,000	50,000
5	Customer Service Program	Existing	HR & Risk Mgmt	N/A	-	No Fiscal Impact
5	Cybersecurity Training & Equipment	New	IT Services	ARPA	-	Prior Year Carryforward
5	Economic Business Summit	Existing	Economic & Housing Dev	General	-	5,000
5	ERP Phases 5 & 6 Hardware Devices	Existing	IT Services	IT Services	-	40,000
5	ERP Phases 5 & 6 Installation	Existing	IT Services	IT Services	-	Prior Year Carryforward
5	ERP Server Replacements	Existing	IT Services	IT Services	-	75,000
5	Fireboat 60 Engine Repower	New	Fire	General	-	Future Year Impact
5	Land Development Code Update	New	Community Development	General	-	125,000
5	Law Enforcement Annual Evaluation	Existing	HR & Risk Mgmt	N/A	-	No Fiscal Impact
5	Marketing Plan/Campaign for Brand Awareness	New	Communications	ARPA	-	100,000
5	Network Equipment Replacements	Existing	IT Services	IT Services	-	70,000
5	New City Hall Grand Opening Ceremony	New	City Manager	General	20,000	Prior Year Carryforward
5	New Website, Cloud Systems, Open Forms, Set Up & Training	Existing	Communications	General	-	42,500
5	Public Service Recognition Day	Existing	HR & Risk Mgmt	N/A	-	No Fiscal Impact
5	Resident/ Business Survey	Existing	City Manager	General	-	10,000
5	Short-Term Vacation Rental Enforcement Subscription	Existing	Community Development	General	-	15,000
5	Short-Term Vacation Rental Program Evaluation & Support	Existing	Community Development	General	-	Prior Year Carryforward
5	U.N.I.T.E. Dunedin Initiative	Existing	HR & Risk Mgmt	N/A	-	No Fiscal Impact
5	Zencity Community Sentiment Measurement AI Platform	Existing	Communications	General	-	13,200
	EPIC! GOAL #5 TOTAL				\$ 200,000	\$ 3,200,700

Summary of FY 2023 - 2028 Business Plan Initiatives & Capital Improvement Projects by EPIC! Goal							
FY24	FY25	FY26	FY27	FY28	Six Year Planning Period	Type	Page*
930,000	930,000	500,000	500,000	-	3,360,000	CIP	225
-	-	750,000	-	-	750,000	CIP	226
-	10,000	-	-	-	10,000	CIP	227
-	-	-	-	-	200,000	CIP	228
\$ 7,415,410	\$ 4,472,205	\$ 5,092,788	\$ 4,305,766	\$ 2,842,875	\$ 37,370,052		
-	-	-	-	-	130,000	BPI	86
-	-	-	-	-	650,000	BPI	86
-	-	-	-	-	45,000	BPI	87
1,000,000	-	-	-	-	2,675,000	CIP	230
45,000	46,350	47,750	49,200	50,700	294,000	BPI	88
-	-	-	-	-	10,000	BPI	89
20,000	-	-	-	-	85,000	BPI	90
-	-	-	-	-	85,000	CIP	231
-	-	-	-	-	20,000	BPI	91
-	-	-	-	-	150,000	BPI	92
-	-	-	-	-	-	BPI	93
-	-	-	-	-	-	CIP	232
-	-	-	-	-	5,000	BPI	94
-	-	-	-	-	40,000	CIP	233
-	-	-	-	-	-	CIP	234
-	-	-	-	-	75,000	CIP	235
-	60,000	-	-	-	60,000	CIP	236
125,000	125,000	-	-	-	375,000	BPI	95
-	-	-	-	-	-	BPI	96
-	-	-	-	-	100,000	BPI	97
-	-	-	-	-	70,000	CIP	237
-	-	-	-	-	20,000	BPI	98
36,934	38,780	40,719	-	-	158,934	CIP	238
-	-	-	-	-	-	BPI	99
15,000	10,000	15,000	10,000	15,000	75,000	BPI	100
15,000	15,000	15,000	15,000	15,000	90,000	BPI	101
-	-	-	-	-	-	BPI	102
-	-	-	-	-	-	BPI	103
18,000	18,000	18,000	-	-	67,200	BPI	104
\$ 1,274,934	\$ 313,130	\$ 136,469	\$ 74,200	\$ 80,700	\$ 5,280,134		

Items that are new to the Business Plan are shown in red font.

Projects with multiple funding sources are shaded in gray.

Summary of FY 2023 - 2028 Business Plan Initiatives & Capital Improvement Projects by EPIC! Goal						
GOAL #	Project Name	Project Status	Lead Department	Fund	FY22 Carryforward	FY23
6	Apprenticeship Program	Existing	HR & Risk Mgmt	N/A	-	No Fiscal Impact
6	Citywide Computer Replacements	Existing	IT Services	IT Services	-	107,800
6	Classification & Compensation / Organizational Study	Existing	HR & Risk Mgmt	General	-	Future Year Impact
6	CPR Mannequins	New	Fire	General	-	1,500
6	Department Succession Planning / Career Pathing Initiative	Existing	HR & Risk Mgmt	General	-	5,300
6	Employee Continuing Education	Existing	HR & Risk Mgmt	General	-	15,000
6	Employee Engagement	Existing	HR & Risk Mgmt	General	-	15,000
6	Extrication Team	New	Fire	General	-	2,650
6	Fire Training Center, Training Tower / Burn Building	Existing	Fire	General	-	Unfunded
6	Forcible Entry Door Simulator	New	Fire	General	-	8,000
6	Honor Guard Uniform Enhancements	New	Fire	General	-	5,900
6	HR Recruitment/Retention Software Initiative	New	HR & Risk Mgmt	IT Services	-	32,000
6	Leadership Development	Existing	HR & Risk Mgmt	General	-	10,000
6	Rescue 60	New	Fire	Fleet	-	250,000
6	Station 60 Kitchen Renovation	New	Fire	General	-	40,800
6	Station 62 Kitchen Renovation	New	Fire	General	-	Future Year Impact
6	Tethered Drone	New	Fire	General	-	Future Year Impact
6	Wellness Program	Existing	HR & Risk Mgmt	Health	-	5,000
	EPIC! GOAL #6 TOTAL				\$ -	\$ 498,950
FY 2023 - FY 2028 BUSINESS PLAN INITIATIVES & CAPITAL IMPROVEMENTS PLAN TOTAL COSTS					\$ 910,000	\$ 29,088,621

120 Total projects ongoing from previous year

41 Total new projects

161 Total Business Plan Initiatives

Summary of FY 2023 - 2028 Business Plan Initiatives & Capital Improvement Projects by EPIC! Goal							
FY24	FY25	FY26	FY27	FY28	Six Year Planning Period	Type	Page*
-	-	-	-	-	-	BPI	106
130,650	131,650	147,950	150,050	76,200	744,300	CIP	240
-	-	60,000	-	-	60,000	BPI	107
-	-	-	-	-	1,500	BPI	108
-	-	-	-	-	5,300	BPI	109
15,000	15,000	15,000	15,000	-	75,000	BPI	110
-	-	-	-	-	15,000	BPI	111
2,650	2,650	2,650	2,650	2,650	15,900	BPI	112
-	-	-	-	-	-	CIP	241
-	-	-	-	-	8,000	BPI	113
-	-	-	-	-	5,900	BPI	114
45,000	47,250	49,613	52,093	54,698	280,653	BPI	115
10,000	10,000	10,000	10,000	-	50,000	BPI	116
-	-	-	-	-	250,000	CIP	242
-	-	-	-	-	40,800	CIP	243
48,200	-	-	-	-	48,200	CIP	244
42,000	-	-	-	-	42,000	CIP	245
5,000	5,000	5,000	5,000	5,000	30,000	BPI	117
\$ 298,500	\$ 211,550	\$ 290,213	\$ 234,793	\$ 138,548	\$ 1,672,553		
\$ 34,292,103	\$ 9,280,735	\$ 9,388,718	\$ 7,921,162	\$ 5,951,943	\$ 96,833,282		



This page intentionally left blank.



APPENDIX B

FY 2022 Progress

on Initiatives

FY 2023 PROPOSED

OPERATING &

CAPITAL BUDGET



This Page Intentionally Left Blank

Progress on FY 2022 Business Plan Initiatives & CIP as of June 30, 2022

GOAL #	Project Name	Project Status	Lead Department	Fund	FY22	Status / Progress as of June 30, 2022	% Complete	Type
1	ADA 15 Passenger Van	Existing	Parks & Recreation	General	Future Year Impact	Planned for FY27	0%	CIP
1	Additional Downtown Parking	Existing	Economic & Housing Dev	CRA	4,050,000	Property purchased	100%	CIP
1	Art Incubator	Existing	Economic & Housing Dev	General	90,679	9 months of lease payment made	50%	BPI
1	Art Incubator	Existing	Economic & Housing Dev	CRA	27,700	9 months of lease payment made	50%	BPI
1	Athletic Field Renovation	Existing	Parks & Recreation	Penny	100,000	Irrigation and warning tracks completed with final grading ongoing.	70%	CIP
1	City Tourism Maps	Existing	Economic & Housing Dev	General	15,000	Reviewing Initiative	0%	BPI
1	Court Resurfacing	Existing	Parks & Recreation	General	30,000	Elizabeth Skinner Jackson courts, PO issued and work will begin soon.	50%	CIP
1	Dog Park	Existing	Parks & Recreation	Penny	Future Year Impact	Planned for FY 23 - Doing feasibility study and cost estimates	5%	CIP
1	Downtown Landscaping Project	Existing	Economic & Housing Dev	CRA	40,000	Parks taking lead	75%	CIP
1	Downtown Looper	New	Community Development	General	TBD	BPI modified for FY23 to include funding for pilot program	3%	BPI
1	Downtown Median Removal	Existing	Economic & Housing Dev	CRA	15,000	Future Year Impact	0%	CIP
1	Dunedin Golf Club Sustainability Plan	Existing	Parks & Recreation	General	No Fiscal Impact	Phase 2 Study outlining possible management structures has been completed. City is working on a transition plan to assume operations of the Club.	100%	BPI
1	Dunedin Public Library Playground	Existing	Library	General	100,000	\$4000 donated from the Blue Jays. Moved to FY 2023. \$50,000 ARPA funding.	54%	CIP
1	East End Public Restrooms	Existing	Economic & Housing Dev	CRA	Future Year Impact	Future Year Impact	0%	CIP
1	Existing City Hall Adaptive Reuse	Existing	Economic & Housing Dev	CRA	20,000	Structural Engineering review in progress	25%	CIP
1	Façade Grant Program	Existing	Economic & Housing Dev	General	40,000	three façade grants awarded	35%	BPI
1	Façade Grant Program	Existing	Economic & Housing Dev	CRA	50,000	three façade grants awarded	35%	BPI
1	Fisher Tennis Court Lights	Existing	Parks & Recreation	General	Future Year Impact	Planned for FY 23	0%	CIP
1	Gladys Douglas Hackworth Property	Existing	Parks & Recreation	General	TBD	Acquisition complete	100%	BPI
1	Gladys Douglas Preserve Development	New	Parks & Recreation	Penny	200,000	Staff is working to convert the site from residential to public access. Conservation fencing has been installed around the sensitive areas in collaboration with Pinellas County. Efforts are underway to remove various debris and unnecessary structures on the residential site. Parks staff is developing trails and temporary parking. Signage is being designed	10%	CIP
1	Hale Center North Restroom Replacement	Existing	Parks & Recreation	General	80,000	Working on scope of work for bid package	5%	CIP
1	Highland Streetscape	Existing	Economic & Housing Dev	CRA	-	Future Year Impact	0%	CIP
1	Highland/Louden/Virginia Streetscape	Existing	Economic & Housing Dev	CRA	150,000	Part of City Hall	50%	CIP
1	Highlander Pool Replacement	Existing	Parks & Recreation	Penny	900,000	Architectural services have been contracted with Borrelli and Partners. A kick-off and programming meeting was conducted in December and Rough-Order-of-Magnitude costs were obtained for the various potential project elements. Staff is working to finalize master plan options for presentation.	10%	CIP
1	Historic Landmark Plaques	Existing	Community Development	General	10,000	Annual Program	Ongoing	BPI
1	Historic Resources Survey	New	Community Development	General	50,000	Awaiting news on grant award from state	0%	BPI
1	LDO Incentives	Existing	Economic & Housing Dev	CRA	35,510	Ongoing	50%	BPI
1	Leased Parking	Existing	Economic & Housing Dev	CRA	180,684	Ongoing	50%	BPI
1	Mast Arm Bass and Main	Existing	Economic & Housing Dev	CRA	Future Year Impact	Future Year Impact	0%	CIP
1	Parks Maintenance Facility	Existing	Parks & Recreation	Penny	1,324,600	Project completion is expected by August	95%	CIP
1	Pickleball Courts	Existing	Parks & Recreation	General	Future Year Impact	Planned for FY 23. Performing soil evaluation to determine feasibility. Beginning design and bid specifications	2%	CIP
1	Public Art Master Plan and Implementation	Existing	City Manager	General	35,000	Public Art Master Plan Consultant; on-going	75%	BPI
1	Public Art Master Plan and Implementation	Existing	City Manager	Public Art	25,000	Public Art Master Plan projects are currently focused on the Jay Walk Mural project (a separate line item in the budget), and restoration and maintenance of existing pieces, as well as existing projects in progress (Curlew Water Tower and the New City Hall Art). Additional new public art is to be determined. To date, this fiscal year, no expenses have been incurred towards this Public Art fund.	0%	BPI

Progress on FY 2022 Business Plan Initiatives & CIP as of June 30, 2022

GOAL #	Project Name	Project Status	Lead Department	Fund	FY22	Status / Progress as of June 30, 2022	% Complete	Type
1	Sindoon/Rotary Stage	Existing	Parks & Recreation	General	Future Year Impact	Currently unfunded	10%	CIP
1	Sister City Program	Existing	City Commission	General	5,600	Sister City Program membership has been paid for the year (\$600). Completed success visit with our Sister City partner from Stirling, Scotland in late March/early April. The week long visit from Caroline Mathers, Director of the Smith Stirling Museum included city tours, events, serving as a judge for the DFAC art show, and culminating in participation of the Highland Games. Actual expenses for visit was just under \$2000.00. Remaining work will require not additional expense - only coordination with new Stirling Provost on 2023 travel.	75%	BPI
1	Skinner Boulevard, New York Ave Entry Way	Existing	Economic & Housing Dev	CRA	Future Year Impact	Future Year Impact	0%	CIP
1	Underground Utilities in Downtown	Existing	Economic & Housing Dev	CRA	100,000	Future Year Impact	0%	CIP
EPIC! GOAL #1 TOTAL					\$ 7,674,773			
2	Alt 19 Downtown Street Print Enhancement	Existing	PW- Engineering	CGT	35,000	Downtown and other street prints (Edgewater, Weaver, and the Causeway) will be completed at the same time in FY2023.	0%	CIP
2	Alt 19 Downtown Street Print Enhancement	Existing	PW- Engineering	CRA	35,000	Downtown and other street prints (Edgewater, Weaver, and the Causeway) will be completed at the same time in FY 2023.	0%	CIP
2	Character Zone Overlay or Voluntary Rezoning South of the CRA	Existing	Community Development	General	15,000	Complete	100%	BPI
2	Citywide Exterior Facilities Painting - Fine Art Center	Existing	PW- Facilities	General	55,000	Scheduled July of 2022	50%	CIP
2	Citywide Exterior Facilities Painting - Hale Center	Existing	PW- Facilities	General	Future Year Impact	Scheduled FY2023	0%	CIP
2	Citywide Exterior Facilities Painting - Public Services	Existing	PW- Facilities	Stormwater	Future Year Impact	Scheduled FY2023	0%	CIP
2	Citywide Multimodal Transportation Master Plan / Complete Streets - Implementation	Existing	Community Development	General	TBD	Complete	100%	CIP
2	Coca-Cola Property Adaptive Reuse	New	Economic & Housing Dev	Penny	300,000	Future Year Impact	0%	CIP
2	Community Center Floors	New	Parks & Recreation	General	Future Year Impact	Planned for FY 23	0%	CIP
2	Community Center Parking Lot	Existing	Parks & Recreation	Penny	Future Year Impact	Designed completed, construction planned for FY 25.	20%	CIP
2	Decorative Furniture	Existing	City Manager	General	Future Year Impact - Amount Unknown	Future Year Impact	0%	BPI
2	Downtown Alleyway Enhancements Initiatives	New	Economic & Housing Dev	CRA	Future Year Impact	Future Year Impact	0%	CIP
2	Downtown East End Plan (DEEP) - Mease Materials	Existing	Economic & Housing Dev	CRA	177,500	Structural integrity of building is being reviewed	50%	CIP
2	Downtown Pavers, Walkability & Enhancements	Existing	Economic & Housing Dev	CRA	220,000	Plans under review	50%	CIP
2	Hale Center Aluminum Rail Replacement	New	Parks & Recreation	General	30,000	Complete	100%	CIP
2	Highlander Pool Roof Replacements	New	Parks & Recreation	General	Future Year Impact	Scope of project dependent on Master Plan	0%	CIP
2	Jay Walk	Existing	PW- Engineering	Public Art	15,000	Suspended, will reissue RFP with change in scope in Q1 FY2023	10%	CIP
2	Jerry Lake Parking Lot Renovation	Existing	Parks & Recreation	Penny	420,000	Construction is underway and should be complete in July	50%	CIP
2	Lights in Tree- Main & Skinner	Existing	Parks & Recreation	General	15,000	Complete	100%	BPI
2	Lights in Tree- Master Plan	Existing	Parks & Recreation	General	10,000	The inventory has been completed and the first presentation of the findings	20%	BPI
2	Milwaukee Avenue Streetscape/Parking	New	Economic & Housing Dev	Penny	35,000	In Design	25%	CIP
2	Park Pavilion Replacement	Existing	Parks & Recreation	General	Future Year Impact	Scheduled for FY 23 starting with Sprayground shelters. Scope dependent on Pool Master Plan	0%	CIP
2	Patricia Corridor Enhancements	Existing	Economic & Housing Dev	General	50,000	Plans are out bid	50%	CIP
2	Pavement Management Program	Existing	PW- Streets	CGT	310,000	FY22 work completed	100%	CIP
2	Pavement Management Program	Existing	PW- Streets	Penny	690,000	FY22 work completed	100%	CIP
2	Pedestrian Safety Crossing Improvements - Various Locations	Existing	PW- Engineering	Impact	140,000	In preliminary planning	5%	CIP
2	Playground Equipment Replacement	Existing	Parks & Recreation	Penny	35,000	Project is to replace swing set at Highlander Park. Project on hold pending Pool Master Plan design.	0%	CIP
2	PSTA Jolley Trolley	Existing	Economic & Housing Dev	General	14,443	Ongoing	50%	BPI
2	PSTA Jolley Trolley	Existing	Economic & Housing Dev	CRA	34,178	Ongoing	50%	BPI
2	Scenic Corridor Program - Edgewater Drive	Existing	Community Development	N/A	No Fiscal Impact	Not Funded	0%	BPI

Progress on FY 2022 Business Plan Initiatives & CIP as of June 30, 2022

GOAL #	Project Name	Project Status	Lead Department	Fund	FY22	Status / Progress as of June 30, 2022	% Complete	Type
2	Skinner Boulevard Improvements	Existing	Economic & Housing Dev	CRA	200,000	FDOT Design	50%	CIP
2	Skinner Boulevard Improvements	Existing	Economic & Housing Dev	Penny	Future Year Impact	FDOT Design	50%	CIP
2	SR 580 Form-based Code	Existing	Community Development	N/A	No Fiscal Impact	Not Funded	0%	BPI
2	SR 580 Increased Access Management Regulations	Existing	Community Development	N/A	No Fiscal Impact	Not Funded	0%	BPI
2	SR 580 Landscaped Median Project	Existing	Community Development	General	Future Year Impact - Amount Unknown	Not Funded	0%	BPI
2	SR 580 Mast Arm Repainting	Existing	PW- Engineering	General	Future Year Impact	Future year project to be determined	0%	CIP
2	SR 580 Pole to Monument Sign Ordinance	Existing	Community Development	N/A	No Fiscal Impact	Not Funded	0%	BPI
2	Stirling Park & Driving Range Shade Structure	New	Parks & Recreation	General	60,000	Complete	100%	CIP
2	Stirling Park Driving Range Lights	Existing	Parks & Recreation	General	Future Year Impact	Obtained cost estimates, planned for FY 24	5%	CIP
2	Study and Enhance Street Lighting	Existing	PW- Streets	General	Future Year Impact	Planning underway.	0%	CIP
EPIC! GOAL #2 TOTAL					\$ 2,861,121			
3	Brady Box Culvert	Existing	PW- Stormwater	Stormwater	Prior Year Carryforward	Final design scheme chosen. Consultant executing final design.	5%	CIP
3	Buena Vista Drive Drainage Improvements	New	PW- Stormwater	Stormwater	256,700	Survey complete. Preliminary design and scope modification underway	5%	CIP
3	Cedarwood & Lyndhurst CMP Replacement and Ditch Stabilization	Existing	PW- Stormwater	Stormwater	Prior Year Carryforward	Construction is underway and should be complete in August	50%	CIP
3	City Sidewalk Inspection & Maintenance Program	Existing	PW- Streets	CGT	50,000	Scheduled July 2022	25%	CIP
3	Clearwater Ferry Service Contribution	New	Parks & Recreation	General	49,927	On hold	0%	BPI
3	Dock A Repair & Replacement	Existing	Parks & Recreation	Marina	Future Year Impact	Obtaining updated cost estimates, work to be done after Marina Master Plan.	5%	CIP
3	Dunedin Causeway Underground Utilities Research/Assessment	Existing	PW- Engineering	General	Future Year Impact	Will be done in conjunction with the replacement of the bridges.	0%	BPI
3	Dunedin Causeway: Environmental health, pedestrian, bicycle access, & traffic safety	Existing	PW- Engineering	General	Future Year Impact - Amount Unknown	Will be done in conjunction with the replacement of the bridges.	0%	CIP
3	Dunedin Marina Electric Panel Replacement	New	Parks & Recreation	Marina	60,000	A purchase order has been issued for the work. Should be completed in a few months time.	25%	CIP
3	Ferry Dock	New	City Manager	General	Future Year Impact - Amount Unknown	Future Year Impact	0%	BPI
3	Gabion Repair & Replacement Program	Existing	PW- Stormwater	Stormwater	500,000	Assessment of the system and prioritization of work almost complete	5%	CIP
3	Harbormaster Building Replacement	Existing	Parks & Recreation	Marina	Future Year Impact	Planning to be included with Marina Master Plan	0%	CIP
3	Marina Master Plan	Existing	Parks & Recreation	General	Future Year Impact	Planned for FY 23. Held initial discussions with the Marina Advisory Committee regarding the scope of the study.	2%	BPI
3	Pram Shed Replacement	Existing	Parks & Recreation	Penny	350,000	Bids came back significantly over budget. Engineering staff working to value engineer and put back out to bid in FY 23.	25%	CIP
3	San Charles Drive Drainage Improvements	New	PW- Stormwater	Stormwater	87,500	Survey complete. Design underway	5%	CIP
3	Santa Barbara Drive Drainage Improvements	New	PW- Stormwater	Stormwater	Future Year Impact	Survey complete. Design underway	5%	CIP
3	Sea Level Rise Initiative Implementation	Existing	PW- Stormwater	Stormwater	Future Year Impact	Future year project to be determined	0%	BPI
3	Stormwater Pipe Lining	Existing	PW- Stormwater	Stormwater	400,000	Postponed. Funds Re-Allocated to North Douglas Weir Replacement	5%	CIP
3	Underdrain Repair & Replacement	Existing	PW- Stormwater	Stormwater	45,000	Ongoing as needed	5%	CIP
EPIC! GOAL #3 TOTAL					\$ 1,799,127			
4	Citywide HVAC Replacements - Community Center	Existing	PW- Facilities	General	250,000	Scheduled FY2023	0%	CIP
4	Citywide HVAC Replacements - Fire Admin	Existing	PW- Facilities	General	Future Year Impact	Scheduled FY2023	0%	CIP
4	Citywide HVAC Replacements - FS #60 Dayroom/Kitchen	Existing	PW- Facilities	General	Future Year Impact	Scheduled FY2023	0%	CIP
4	Citywide HVAC Replacements - FS #62 Dayroom	Existing	PW- Facilities	General	Future Year Impact	Scheduled FY2024	0%	CIP
4	Citywide HVAC Replacements - Library	Existing	PW- Facilities	General	50,000	Scheduled July of 2022	50%	CIP
4	Citywide HVAC Replacements - Public Services	Existing	PW- Facilities	Stormwater	40,000	Scheduled August 2022	10%	CIP
4	Citywide HVAC Replacements - Solid Waste	Existing	PW- Facilities	Solid Waste	Future Year Impact	Scheduled FY2023	0%	CIP
4	Citywide Parking Lot Resurfacing - Marina	Existing	PW- Engineering	Penny	Future Year Impact	Preliminary design and cost estimate completed.	0%	CIP
4	Citywide Parking Lot Resurfacing - Marina	Existing	PW- Engineering	Marina	Future Year Impact	Preliminary design and cost estimate completed.	0%	CIP
4	Citywide Roof Replacements - Community Center	Existing	PW- Facilities	General	Future Year Impact	Scheduled FY2023 & FY 2024	0%	CIP
4	Citywide Roof Replacements - Hale	Existing	PW- Facilities	General	Future Year Impact	Scheduled FY2023	0%	CIP

Progress on FY 2022 Business Plan Initiatives & CIP as of June 30, 2022

GOAL #	Project Name	Project Status	Lead Department	Fund	FY22	Status / Progress as of June 30, 2022	% Complete	Type
4	Citywide Roof Replacements - Library	Existing	PW- Facilities	General	210,000	Scheduled FY2023	0%	CIP
4	Curlew Reclaimed Tank Repainting & Rehab	Existing	PW- Water/WW	Water/WW	Prior Year Carryforward	Project is currently in construction. Construction is expected to be complete Q1 FY2023	85%	CIP
4	Curlew Road Water Main Replacement	Existing	PW- Water/WW	Water/WW	Future Year Impact	Pipe investigation completed. Project postponed indefinitely due to pipe condition being better than expected.	0%	CIP
4	Dunedin's Resilient Environmental Action Master Plan (DREAM)	Existing	City Manager	N/A	No Fiscal Impact	Developed DREAM writing team: CEQ and staff task force reviewed surrounding City plans, created categories and subcategories, discussions beginning with key stakeholders. Community input has been received through Community Forums. Sections of DREAM under review by staff. Public comment was received through a series of virtual community forums and an online survey with the assistance of UF IFAS Extension staff. Methodology report complete. Final DREAM document and supplementing materials complete. Reviewed and officially adopted at the March 24, 2022 Commission Meeting.	100%	BPI
4	Electrical Distribution (Power Grid) Assessment	Existing	City Manager	General	-	Coordination meetings between City staff, Commissioner Freaney, and several Duke Energy personnel concerning the Franchise Agreement renewal and Power Grid investments / improvements by Duke have been underway since May 2021. Duke will be presenting during the Feb. 15, 2022 Workshop to the Commission to provide an update on their system and efforts thus far, in advance of the future Franchise Renewal Agreement discussions scheduled prior to July 2022.	50%	CIP
4	Fleet Replacements	Existing	PW- Fleet	Fleet	388,024	Reviewing FRP List	95%	CIP
4	Fleet Replacements- Solid Waste Collection Trucks	Existing	PW- Fleet	Solid Waste	554,200	2 of 3 Solid Waste Trucks are on order, expecting delivery in FY2023 and/or FY2024	75%	CIP
4	Lift Station #20 Repair/Replacement	Existing	PW- Water/WW	Water/WW	713,807	Project to be bid once funding from FEMA is moved to construction phase	5%	CIP
4	Lift Station #32 Repair/Replacement	Existing	PW- Water/WW	Water/WW	553,850	Project to be bid once funding from FEMA is moved to construction phase	5%	CIP
4	Lofty Pine estates- Septic to Sewer Project	Existing	PW- Water/WW	Water/WW	1,550,000	Project ready to bid. Funding determination underway	5%	CIP
4	Offsite Potable Water Storage Site Valve Replacement	Existing	PW- Water/WW	Water/WW	75,000	Partially completed by plant staff. Remaining valves to be completed by a contractor in 2022	0%	CIP
4	Pipe Lining Project	Existing	PW- Water/WW	Water/WW	800,000	Contract to be completed by end of July, 2022	90%	CIP
4	Ranchwood Drive S & Hitching Post Lane Water Main Replace	Existing	PW- Water/WW	Water/WW	Future Year Impact	Survey completed. Design underway	5%	CIP
4	Ready for 100	Existing	City Manager	N/A	No Fiscal Impact	Resolution #18-43 adopted Dec. 2018; City purchased Nissan Leaf in 2018; meetings with Duke, working with CEQ & staff taskforce; created partnership with surrounding municipalities; started DREAM writing team (completed by August 2021); signed on to the Duke Clean Energy Connection program, which will provide 40% of the City buildings with clean, renewable energy, Duke to have program up and running between 2022 - 2024. Partnered with local organizations and Duke Energy on solutions. Developed a Ready For 100 Pathway and met with Sierra Club for input and suggestions. The Pathway is highlighted within DREAM, Dunedin's Resilient Environmental Action Master Plan. Duke Energy's first solar site is online which is beginning to offset a percentage of the City's energy consumption. In addition, \$100,000 has been added to the City's FY23 Proposed Budget for an energy efficiency study.	25%	BPI
4	Reclaimed Water Distribution System Master Plan	Existing	PW- Water/WW	Water/WW	Future Year Impact	Moved out to FY2025, based on legislative and future Wastewater Treatment Permit changes.	0%	CIP
4	Septic Tank Abatement Incentives	Existing	PW- Water/WW	Water/WW	35,000	Planning Underway	5%	BPI
4	Solar Energy Initiative Grant	Existing	Community Development	General	50,000	Annual Program	Ongoing	BPI
4	Wastewater Lift Station Force Main Replacements	Existing	PW- Water/WW	Water/WW	1,387,827	Design complete. SRF Funding items underway. To be bid 2Q22	5%	CIP
4	Wastewater Lift Stations Rehabilitation	Existing	PW- Water/WW	Water/WW	500,000	FY22 work awarded and construction is underway	75%	CIP
4	Wastewater Treatment Plant Chlorine Contact Basin Rehabilitation & Cover Project	Existing	PW- Water/WW	Water/WW	1,830,000	Preliminary design underway	0%	CIP
4	Wastewater Treatment Plant Electrical System Upgrade	Existing	PW- Water/WW	Water/WW	7,686,000	Bid opening for construction in February 2022.	5%	CIP
4	Wastewater Treatment Plant Facility 8, Filter Media and Basin Rehabilitation Project	Existing	PW- Water/WW	Water/WW	Future Year Impact	Design to be awarded FY23	0%	CIP

Progress on FY 2022 Business Plan Initiatives & CIP as of June 30, 2022

GOAL #	Project Name	Project Status	Lead Department	Fund	FY22	Status / Progress as of June 30, 2022	% Complete	Type
4	Wastewater Treatment Plant Outfall Piping Repair	Existing	PW- Water/WW	Water/WW	100,000	Project planned for FY23	0%	CIP
4	Wastewater Treatment Plant Re-Aeration Basin Renovation	New	PW- Water/WW	Water/WW	50,000	One basin completed with positive results. Working on second basin.	50%	CIP
4	Wastewater Treatment Plant SCADA System Upgrade	Existing	PW- Water/WW	Water/WW	1,024,800	Project may be awarded under a change order to lift stations electrical and SCADA	5%	CIP
4	Water Plant Admin Building Hardening / Renovation	Existing	PW- Water/WW	Water/WW	200,000	Roof completed. Remaining work to be bid and awarded in FY22	0%	CIP
4	Water Production Well Facilities	Existing	PW- Water/WW	Water/WW	360,000	Completed the cleaning of Wells 11, 84, 89 and 90. The redesign and rehabilitation of Well 2 in progress.	0%	CIP
4	Water Treatment Plant Standby/ Emergency Generator Replace	Existing	PW- Water/WW	Water/WW	Future Year Impact	To be undertaken in future fiscal year	0%	CIP
4	Weybridge Woods Bridge Removal	Existing	PW- Engineering	General	Future Year Impact	\$10K in funding programmed in FY25 to conduct a 'structural review' of the existing bridge.	0%	CIP
4	Willow Wood Village Water Main Replacements	Existing	PW- Water/WW	Water/WW	Future Year Impact	To be undertaken in future fiscal year	0%	CIP
EPIC! GOAL #4 TOTAL					\$ 18,158,508			
5	Affordable/Workforce Housing Program	Existing	Economic & Housing Dev	CRA	50,000	Not started	0%	BPI
5	Affordable/Workforce Housing Program	Existing	Economic & Housing Dev	Penny	650,000	Opportunities being reviewed	35%	BPI
5	Citywide Security Camera Recording Systems	Existing	IT Services	IT Services	40,000	Met with one vendor. Scheduling walk-thru with other vendors.	5%	CIP
5	Coca-Cola Dunedin Market Analysis	Existing	Economic & Housing Dev	General	35,000	Monthly meetings w/ Coca Cola In progress	25%	BPI
5	Community/Business Marketing	New	Communications	General	10,000	Visitor/Tourism App ready to launch	90%	BPI
5	Community/Business Marketing	New	Communications	CRA	10,000	In planning phase	0%	BPI
5	Customer Service Program	Existing	HR & Risk Mgmt	N/A	No Fiscal Impact	Upcoming for Fall 2022. Refresher Courses for current employees; introductory courses for new employees	50%	BPI
5	Dedicated Fiber Cabling for New City Hall	New	IT Services	IT Services	100,000	Project not started yet. Need to post for bidding.	0%	CIP
5	Design Documents for Citywide Fiber Cabling Projects	New	IT Services	IT Services	Future Year Impact	Project not started yet. Funded by ARPA in FY22. Waiting to post for bidding in FY22.	0%	CIP
5	Dunedin Citizens' Academy	Existing	City Clerk	General	1,500	Will be scheduled for spring of 2023	Ongoing	BPI
5	Dunedin Pride Event	Existing	Parks & Recreation	General	15,000	Complete	100%	BPI
5	Economic Business Summit	Existing	Economic & Housing Dev	General	5,000	Not started	0%	BPI
5	EOC Servers & Data Storage	New	IT Services	IT Services	70,000	Project on hold. Cannot purchase until A/C unit in EOC Server Room is repaired/replaced by initial building GC.	0%	CIP
5	ERP Disaster Recovery Services	New	IT Services	IT Services	16,740	Project on hold pending implementation of EnerGov, UB and EAM phases.	0%	CIP
5	ERP Disaster Recovery Services	New	IT Services	Building	10,260	Project on hold pending implementation of EnerGov, UB and EAM phases.	0%	CIP
5	ERP Phases 5 & 6 Hardware Devices	Existing	IT Services	IT Services	25,000	Ordering equipment as needed.	75%	CIP
5	ERP Phases 5 & 6 Installation	Existing	IT Services	IT Services	Prior Year Carryforward	Continue UB & EAM implementation.	50%	CIP
5	ERP Server Upgrades	New	IT Services	IT Services	Future Year Impact	Project not started yet. Need to post for bidding in FY23	0%	CIP
5	ERP Server Upgrades	New	IT Services	Building	Future Year Impact	Project not started yet. Need to post for bidding in FY23	0%	CIP
5	Fiber Cable Audit & Survey	Existing	IT Services	IT Services	50,000	Project not started yet. Requested bids.	5%	CIP
5	Florida Business Incubator Sponsorship	Existing	Economic & Housing Dev	General	34,333	Cancelled	0%	BPI
5	Law Enforcement Annual Evaluation	Existing	HR & Risk Mgmt	N/A	No Fiscal Impact	Upcoming for FY22	25%	BPI
5	Lightning Detection System Replacement	Existing	Parks & Recreation	General	Future Year Impact	No longer needed in CIP, can be removed from business plan.	0%	CIP
5	Network Infrastructure Upgrades	Existing	IT Services	IT Services	50,000	Ordering equipment as needed.	20%	CIP
5	New City Hall	Existing	City Manager	Penny	9,592,001	Under construction.	70%	CIP
5	New City Hall	Existing	City Manager	CRA	98,000	Under construction.	70%	CIP
5	New City Hall Fiber Connection	New	IT Services	IT Services	50,000	PO cut in June 2022 for installation in July 2022	10%	CIP
5	Public Records, Roberts Rules & Sunshine Training	Existing	City Clerk	N/A	No Fiscal Impact	Ongoing	Ongoing	BPI
5	Public Service Recognition Day	Existing	HR & Risk Mgmt	N/A	No Fiscal Impact	On hold due to COVID. Upcoming for FY23	0%	BPI
5	Resident/ Business Survey	Existing	City Manager	General	15,000	Resident Survey 2022 launched February 2022 and completed in March. Presentation to Commission on findings took place in May. Action items are currently being developed.	75%	BPI
5	Semi- Annual B&C Chair Meeting Regarding EPIC! Goals	Existing	City Clerk	General	5,500	Will be scheduled for Summer 2022	Ongoing	BPI

Progress on FY 2022 Business Plan Initiatives & CIP as of June 30, 2022								
GOAL #	Project Name	Project Status	Lead Department	Fund	FY22	Status / Progress as of June 30, 2022	% Complete	Type
5	Short-Term Vacation Rental Enforcement Subscription	Existing	Community Development	General	15,000	Annual Program	Ongoing	BPI
5	Short-Term Vacation Rental Program Evaluation & Support	New	Community Development	General	75,000	Host Compliance Upgrade	10%	BPI
5	U.N.I.T.E. Dunedin Initiative	New	HR & Risk Mgmt	N/A	No Fiscal Impact	Completed the coordination and implementation of the first Juneteenth Employee In-service Day. Citizen committee placed on hold per Commission direction.	95%	BPI
5	Website Upgrade	New	Communications	General	25,000	Kick off planned for June 2022	0%	CIP
5	Zensity Community Sentiment Measurement AI Platform	New	Communications	General	-	Ongoing	100%	BPI
EPIC! GOAL #5 TOTAL					\$ 11,048,334			
6	6th EPIC! Goal	Existing	HR & Risk Mgmt	N/A	No Fiscal Impact	Completed	100%	BPI
6	Apprenticeship Program	Existing	HR & Risk Mgmt	N/A	No Fiscal Impact	Completed	100%	BPI
6	City Manager's Leadership Scholarship	Existing	City Manager	General	10,000	Not started	0%	BPI
6	Citywide Computer Replacements	Existing	IT Services	IT Services	125,500	All equipment purchased in March of 2022	100%	CIP
6	Classification & Compensation / Organizational Study	New	HR & Risk Mgmt	General	40,000	Currently working with Consultants (Bolton & Matrix)	25%	BPI
6	Department Succession Planning / Career Pathing Initiative	New	HR & Risk Mgmt	General	Amount Unknown	Upcoming for FY23	0%	BPI
6	Employee Continuing Education	Existing	HR & Risk Mgmt	General	15,000	Updated policy rollout FY23	90%	BPI
6	Employee Engagement	Existing	HR & Risk Mgmt	N/A	No Fiscal Impact	Upcoming for FY23	0%	BPI
6	ERP Onsite Training for Phases 1-4	Existing	IT Services	IT Services	17,050	Project not started yet. Will need to carry over to FY23	0%	CIP
6	ERP Onsite Training for Phases 1-4	Existing	IT Services	Building	10,450	Project not started yet. Will need to carry over to FY23	0%	CIP
6	Fire Training Center, Training Tower / Burn Building	New	Fire	General	Unfunded	No Action	-	CIP
6	Grow Your Captains Consultant	Existing	Fire	General	4,000	No Action - not planning to use	-	BPI
6	SCBA Air Pack Replacements	Existing	Fire	General	370,000	Approved by Commission on 1/4/2022. A majority of the equipment has been delivered and awaiting final items.	95%	CIP
6	Target Solutions Scheduling Program	Existing	Fire	General	4,500	Complete	100%	BPI
6	Wellness Program	Existing	HR & Risk Mgmt	Health	5,000	New initiatives upcoming for FY23	50%	BPI
EPIC! GOAL #6 TOTAL					\$ 601,500			
FY 2022 - FY 2027 BUSINESS PLAN INITIATIVES & CAPITAL IMPROVEMENTS PLAN TOTAL COSTS					\$ 42,428,363			



APPENDIX C
FY 2023 Personnel
Requests and Updates on
Prior Year Requests

FY 2023 PROPOSED
OPERATING &
CAPITAL BUDGET



This Page Intentionally Left Blank

FY 2023 PERSONNEL REQUESTS

Position	Department	FTE Change	IMPACT	FUND
Paramedic	Fire/EMS	3.00	\$ 297,000	General
Justification		Grade	Type	Status
The City has requested that Pinellas County EMS fund Rescue 60. If approved, the County will reimburse the department for one additional Paramedic for each shift, for a total of three positions. These positions are funded by Pinellas County for salaries/benefits and any EMS related items.		C16	New	Approved
Position	Department	FTE Change	IMPACT	FUND
HR Administrative Assistant	HR (75%) Communications (25%)	1.00	\$ 48,000	General
Justification		Grade	Type	Status
With the opening of the new City Hall, a full-time, regular position is needed at the front desk in the lobby, and to handle incoming/outcoming mail. The position will be assigned to HR/Risk Management; Communications will share this position for day to day administrative duties. This position replaces the two part-time mail clerks in the City Clerk's Office.		A13	New	Approved
Position	Department	FTE Change	IMPACT	FUND
Mail Clerk	City Clerk	(1.00)	\$ (35,900)	General
Justification		Grade	Type	Status
Remove two mail clerks at .5 FTE each		A7	Remove	Approved
IMPACT OF APPROVED PERSONNEL REQUESTS		3.00	\$ 309,100	

UPDATE ON FY 2022 NEW POSITIONS

Position	Department/Division	FTE	Fund
Wastewater Collections VOD	Wastewater Collections	0.63	WaterWW
Former City employee was hired in the prior budget year into a vacant service worker position. The employee was transferred into the VOD position, and a full-time service worker was hired into the vacated position.			
IT Services Network Administrator	IT Services	1.00	IT Services
The additional IT Services Network Administrator position was filled in FY22 to help support the current and future network infrastructure needs of the City.			

UPDATE ON FY 2021 NEW POSITIONS

Position	Department/Division	FTE	Fund
N/A	N/A	N/A	N/A

There were no new positions in FY 2021.

UPDATE ON FY 2020 NEW POSITIONS

Position	Department/Division	FTE	Fund
Park Attendant III	Parks & Recreation	1.00	General

The Park Attendant was approved last fiscal year in order to provide the higher level attention that was needed for both the Dunedin Causeway and Hammock Park. The position works all weekends, covering the busiest days at both facilities. The employee in the position has been an asset to the City since being selected for the position, exceeding expectations in being able to effectively monitor and maintain both facilities. Staff has received kudos on the employee's behalf from residents for the maintenance, increased responsiveness, and attention to detail, especially in regards to the restrooms and litter which historically have received the highest complaints.

Position	Department/Division	FTE	Fund
Traffic Engineer	Streets	0.70	General
Traffic Engineer	Risk Safety	0.30	Risk

The Traffic Engineer position has proven to be a difficult position to fill. It was originally approved as a Grade 25. As a result of last year's classification and compensation study, the position was recommended and approved to be reclassified to a Grade 28 and reposted. In the absence of filling the position, Staff has been working with a Traffic Consultant. Going forward, Staff will revisit the job description and current salary grade to determine if any additional revisions are necessary.

UPDATE ON FY 2019 NEW POSITIONS

Position	Department/Division	FTE	Fund
Parks Maintenance Worker I	Parks & Recreation	2.60	General

With addition of the PMWI position, the Parks Division is able to keep up with litter and trash on a seven day a week basis. We are able to keep two people on every Saturday and Sunday to pick up litter in our parks from the Causeway to Jerry Lake. Our standards on our ball fields are much higher, and we have received compliments from the Little League President. We have been able to stay ahead of our work orders, and are able to keep up with general work and setting up and tearing down for special events. Staff have been able to stay with their crews and not get pulled away as much as in the past. We have been able to get more projects done. There is more time for training, and parks overall are looking much better.

Position	Department/Division	FTE	Fund
Public Services Maint. Worker I	Public Services - Streets	1.00	General
Public Services Maint. Worker I	Public Services - Stormwater	1.00	Stormwater
Foreman	Public Services - Facilities	1.00	Facilities

One position is assigned to Streets and works on the tree crew; the other is in Stormwater and works on the VAC Truck. There was a delay in filling the positions: the Streets position was filled in March, while the Stormwater position was filled in April after interviewing several candidates. One of the Public Service Maintenance Workers was hired from the City's Apprenticeship Program, a partnership with the Public Works Academy. The custodial foreman position has worked out very well; he is doing a great job. The statistics on how well the custodial contract is working out should be available within the next six weeks.

Position	Department/Division	FTE	Fund
Building Inspector	Building	1.00	Building

Given the market, it took longer than expected to fill the position, but the new person came on board in April. We now have a full compliment of staff with four full-time inspectors, three of them holding multiple certifications, so we have good coverage. We do have a supplemental inspection services contract that we use as necessary, but with this position filled, we have not had to use them. It's good timing with the Blue Jays Stadium project and some of the other projects coming up.

UPDATE ON FY 2018 NEW POSITIONS

Position	Department/Division	FTE	Fund
Public Information Coordinator	Community Relations	1.00	General

The new Public Information Coordinator (PIC) has worked on Parking, the implementation of an Instagram account for the City, and the Citizens Academy. The new online "Your City at Work" is also another project designed and maintained by the PIC. The position has rounded out the department and provides for a backup to the Department Director during hurricane season.

Position	Department/Division	FTE	Fund
P/T Code Enforcement Inspector	Planning & Development	VOD	General

The half-time Code Enforcement Inspector has reviewed Business Tax Receipts, and 1,039 businesses were found in Dunedin: 417 are currently registered for a Business Tax Receipt, 464 are not registered and 158 need to be field verified. All 1,039 received a letter explaining the process for renewal and it was fully expected to double the receipts in that category.

Position	Department/Division	FTE	Fund
Planner II	Planning & Development	1.00	General

The Planner II has worked with two interns and made a significant impact on outstanding projects related to the Florida Department of Transportation, Forward Pinellas and the Comprehensive Plan. The Planner II has completed three of the nine elements including a narrative of explanation which will be available online. Moving forward, the Comprehensive Plan is expected to also be on the GIS system as well.

Position	Department/Division	FTE	Fund
Firefighter/Paramedic	Fire	1.00	General

The new Firefighter/Paramedic was certified as a County Paramedic, and is now able to go out and fulfill the responsibilities of Firefighter/Paramedic. Since coming on board, there has been a reduction of 576 hours of overtime, which is twenty-four 24-hour shifts. The new position has resulted in a savings of \$18,000. This position also allows the department to comply with NFPA 17 recommendation for 4-person units and a 2-in/2-out for any type of structure fire. All shifts are now up to 16 personnel.

Position	Department/Division	FTE	Fund
P/T Water Service Worker	Water/Wastewater	VOD	General

This position was requested to assist the Water Division with special projects, thereby freeing staff to concentrate on maintenance and repairs.

