



FY 2024
CITY OF DUNEDIN, FLORIDA

**ADOPTED OPERATING &
CAPITAL BUDGET**
AUGUST 31, 2023

**CITY OF DUNEDIN, FLORIDA
FY 2024 ADOPTED OPERATING & CAPITAL BUDGET**

August 31, 2023

CITY OFFICIALS

Julie Ward Bujalski
Mayor

John Tornga
Vice Mayor

Maureen “Moe” Freaney
Commissioner

Jeff Gow
Commissioner

Robert Walker
Commissioner

Jennifer K. Bramley
City Manager

Jennifer Cowen
City Attorney

Rebecca Schlichter
City Clerk

Prepared by:

Ashley Kimpton, Budget Manager
Les Tyler, Director of Finance



Julie Ward Bujalski
Mayor



John Tornga
Vice Mayor



Maureen "Moe" Freaney
Commissioner



Jeff Gow
Commissioner



Robert Walker
Commissioner





GOVERNMENT FINANCE OFFICERS ASSOCIATION

*Distinguished
Budget Presentation
Award*

PRESENTED TO

**City of Dunedin
Florida**

For the Fiscal Year Beginning

October 01, 2021

Christopher P. Morill

Executive Director



FY 2024 ADOPTED OPERATING & CAPITAL BUDGET

TABLE OF CONTENTS

Title Page _____	1
City Officials _____	2
Distinguished Budget Presentation Award _____	4
Table of Contents _____	5
Executive Summary _____	9
Transmittal Memo _____	11
Dunedin: At A Glance _____	19
Advisory Boards and Committees _____	20
Community Profile _____	21
Economic Outlook _____	22
Dunedin's History _____	26
The City of Dunedin's Six EPIC! Goals _____	28
Budget Guide and Financial Policies _____	31
Budget Process _____	33
FY 2024 Budget Timeline _____	35
Budget Policies _____	37
Balanced Budget _____	37
Budgetary Level of Control _____	37
Budget Adjustments _____	37
Basis of Accounting _____	37
Basis of Budgeting _____	38
Revenue Estimates _____	38
Expenditure/Expense Appropriations by Category _____	39
Fund Types _____	41
Fund Structure _____	43
Funding Source by Department _____	44
Fund Balance and Reserves _____	45
Debt Policy _____	51
Debt Summary _____	60

Budget Summary	65
Resolution 23-13 FY 2024 Adopted Operating & Capital Budget	67
Citywide Organizational Chart	71
Full-Time Equivalent (FTE) Positions by Department	73
Full-Time Equivalent (FTE) Positions by Fund	74
Personnel Changes Position	75
Impact of Personnel Changes by Fund	76
All Funds Budget Summary	77
FY 2024 Proposed Budget Summary	78
Fund Balances, Schedule of Transfers, Schedule of Grants	79
General Fund	82
Stadium Fund	88
Impact Fees Fund	90
Public Art Fund	92
Building Fund	94
County Gas Tax Fund	96
Penny Fund	98
American Rescue Plan Act (ARPA) Fund	102
Community Redevelopment Agency (CRA) Fund	104
Solid Waste Utility Fund	108
Water/Wastewater Utility Fund	110
Stormwater Utility Fund	114
Marina Fund	118
Golf Operations Fund	120
Fleet Services Fund	122
Facilities Maintenance Fund	124
Risk Safety Fund	126
Health Benefits Fund	128
Information Technology Services Fund	130

Department Budgets

City Commission	135
City Attorney	139
City Clerk	143
City Manager	147
Communications	151
Community Development	155
Economic & Housing Development	161
Finance	167
Fire Rescue	171

Human Resources & Risk Management _____	177
IT Services _____	183
Law Enforcement _____	189
Library _____	191
Parks & Recreation _____	195
Public Works _____	215
Utilities & Engineering _____	235
Capital Improvements Plan _____	255
Capital Improvements Plan Overview _____	257
FY 2024 – FY 2029 Capital Improvements Plan By Fund _____	260
FY 2024 – FY 2029 Capital Improvements Plan By Project & Fund _____	262
FY 2024 – FY 2029 CIP Request Forms (sorted by Fund) _____	270
Glossary _____	399
Appendix A: Summary of FY 2024 Initiatives and CIP by EPIC! Goal _____	413
Appendix B: FY 2023 Progress on Initiatives _____	427
Appendix C: FY 2024 Personnel Requests and Updates on Prior Year Requests _____	437



This page intentionally left blank.



EXECUTIVE SUMMARY

*FY 2024 ADOPTED
OPERATING &
CAPITAL BUDGET*



This Page Intentionally Left Blank



August 31, 2023

City of Dunedin
 737 Loudon Ave.
 Dunedin, FL 34698

Honorable Mayor and City Commissioners,

The General Fund is the main operating fund for the City and includes the principal governmental activities of the City that are not supported by dedicated revenues.

Property Tax revenue remains strong in the State of Florida and Pinellas County in FY 2023 and FY 2024. Property tax revenue in the FY 2024 Budget of \$15.6 million or 40% of total General Fund Revenues represents the largest single source of General Fund revenue.

The FY 2024 Adopted Operating and Capital Budget for the City of Dunedin has been adjusted to assist in delivering a balanced FY 2024 budget. This budget has been prepared in accordance with all applicable City, State, and Federal requirements and accounting standards. Net expenditures (“net” includes depreciation and removes capital and debt principal payments) for FY 2024 total \$133,282,528 including \$42,035,283 in the General Fund. The FY 2024 budget is aligned with the Strategic Plan and the Municipal Business Plan. Staff is proposing that the millage rate for FY 2024 remain the same at 4.1345 mills.

BUDGET HIGHLIGHTS

Property Taxes and Millage Rate

On July 1, 2023, the Pinellas County Property Appraiser provided estimated municipal gross taxable values to cities under its jurisdiction. The City of Dunedin and its downtown tax increment financing district (Community Redevelopment District) exceeded growth rates seen in most other municipalities, as well as the County as a whole.

The millage rate for FY 2024 remains at 4.1345 mills, the same rate as adopted in FY 2016 through FY 2023.

NAME	FY 2023 Total Taxable Value	FY 2024 Est. Total Taxable Value	% Change in Total Taxable Value
Dunedin TIF District	\$ 234,232,152	\$ 274,449,557	17.17%
City of Dunedin	\$ 3,735,562,115	\$ 4,174,459,833	11.75%
Pinellas County	\$ 110,826,846,451	\$ 123,831,439,676	11.73%

All Funds Revenues

Total citywide revenues for FY 2024 are projected at \$119,570,713 a 13% increase from the FY 2023 budget as explained below.

Property taxes are projected to increase \$1,821,650 or 12% in all funds; and a projected increase of \$1,019,100 or 10% in other taxes such as local utility tax and revenue sharing. Charges for services increased by \$4,987,548 or 9% compared to FY 2023 due to increases in the utility user fees for Water/Sewer, Solid Waste, Stormwater funds, and the Health Fund internal service allocation in FY 2024 over FY 2023. Intergovernmental revenues are projected to decrease by \$7.3 million or 46% compared to FY 2023 due primarily to \$8.1 million in ARPA federal funds budgeted in FY 2023 and zero in the FY 2024 budget.

Revenue from Debt Proceeds has increased by \$18.6 million in FY 2024 compared to FY 2023, due mainly to debt proceeds for the Penny Fund, CRA Fund and Golf Operations Fund totaling \$13.8 million for the financing of the Highland Aquatic Complex, Skinner Blvd. Complete Streets, the Golf Restoration Projects and Solid Waste vehicle replacement in FY 2024.

Transfers in increased in FY 2024 compared to FY 2023 due to a transfer of \$350,000 to the Stadium Fund from the General Fund, and a transfer of \$234,860 to the Golf Operations Fund from the General Fund.

ALL FUNDS - REVENUE				
REVENUE SOURCE	FY 2023 BUDGET	FY 2024 BUDGET	% CHANGE	\$ CHANGE
Property Taxes	15,820,082	17,641,732	12%	\$ 1,821,650
Other Taxes	10,552,200	11,571,300	10%	1,019,100
Licenses, Permits, Fees	4,475,250	4,887,375	9%	412,125
Intergovernmental	15,977,518	8,605,422	-46%	(7,372,096)
Charges for Services	54,744,879	59,732,427	9%	4,987,548
Fines	271,600	297,600	10%	26,000
Miscellaneous	3,199,319	5,332,445	67%	2,133,126
Debt Proceeds	1,695,292	20,360,226	1101%	18,664,934
Transfers In	560,368	1,145,412	104%	585,044
Revenue Subtotal	\$ 107,296,508	\$ 129,573,939	21%	\$ 22,277,431
Elimination of Debt Proceeds	(1,695,292)	(10,003,226)	490%	(8,307,934)
TOTAL REVENUES	\$ 105,601,216	\$ 119,570,713	13%	\$ 13,969,497

Revenue in enterprise funds will increase due to the following programmed rate increases for Stormwater and Solid Waste, and estimated increases for Water/Sewer in FY 2024:

- Stormwater – Increase in equivalent residential unit (ERU) rate of 1.5%;
- Solid Waste – Increase in residential & commercial rates of 4.0%; and
- Water / Wastewater – Increase in unit charge of 6.0%

General Fund Revenues

General Fund revenues for FY 2024 are projected to increase \$3,303,050, or 9%, over FY 2023 budget revenues. Property tax revenue in the General Fund is projected to increase \$1,555,260 or 11%, over FY 2023 budget. Other taxes, including utility, communications and business taxes, are projected to increase by \$385,800, or 8%, compared to FY 2023. Licenses, Permits, Fees have increased by \$420,000 or 14% compared to FY 2023 due primarily to an increase in Franchise fees of \$360,000 in FY 2024 over FY 2023. Intergovernmental revenue has decreased by \$510,573 or 8% compared to FY 2023 budget due mainly to a decrease in ARPA Federal Funding budgeted in FY 2024 of \$1.0 million compared to FY 2023. Miscellaneous revenue has increased \$482,059 or 109% compared to FY 2023 due mainly to an increase in investment earnings of \$385,000 in FY 2024 over FY 2023.

GENERAL FUND - REVENUE					
REVENUE SOURCE	FY 2023 BUDGET	FY 2024 BUDGET	% CHANGE	\$ CHANGE	
Property Taxes	\$ 14,054,191	\$ 15,607,451	11%	\$ 1,553,260	
Other Taxes	5,082,200	5,468,000	8%	385,800	
Licenses, Permits, Fees	2,944,075	3,364,075	14%	420,000	
Intergovernmental	6,127,673	5,617,100	-8%	(510,573)	
Charges for Services	6,984,535	7,906,539	13%	922,004	
Fines	119,100	169,600	42%	50,500	
Miscellaneous	442,051	924,110	109%	482,059	
Transfers In	28,400	28,400	0%	-	
TOTAL REVENUES	\$ 35,782,225	\$ 39,085,275	9%	\$ 3,303,050	

All Funds Expenses

Total citywide expenditures of \$133,282,528 in FY 2024 reflect a \$20,264,795, or 18% increase in spending compared to the FY 2023 budget. Wages for FY 2024 are projected to increase \$1,759,399 over FY 2023 budget due to a 3.5% merit increase, and a 3.5% increase in wages with the results of the Class and Compensation Study which evaluated all salary ranges (except fire union employees) city-wide. Benefits are projected to increase by \$523,093, or 6% over FY 2023 budget due primarily to increase in health cost of 4% in the FY 2024 Adopted Budget.

ALL FUNDS - EXPENSES					
EXPENSES	FY 2023 BUDGET	FY 2024 BUDGET	% CHANGE	\$ CHANGE	
Personnel					
<i>Wages</i>	\$ 23,817,295	\$ 25,576,694	7%	\$	1,759,399
<i>Benefits</i>	9,286,925	9,810,018	6%		523,093
Operating	48,266,961	55,071,024	14%		6,804,063
Capital	25,302,568	50,402,172	99%		25,099,604
Other					
<i>Principal, Interest, & Debt Issuance</i>	12,356,027	13,372,897	8%		1,016,870
<i>Aid to Org & Economic Incentives</i>	810,500	520,500	-36%		(290,000)
<i>Transfers Out</i>	560,368	1,145,412	104%		585,044
Expense Subtotal	\$ 120,400,644	\$ 155,898,717	29%	\$	35,498,073
Depreciation	9,529,397	7,311,844	-23%		(2,217,553)
Elimination of Principal Debt Payments	(4,378,900)	(5,042,900)	15%		(664,000)
Elimination of Utility Capital	(12,533,408)	(24,885,133)	99%		(12,351,725)
TOTAL EXPENSES	\$ 113,017,733	\$ 133,282,528	18%	\$	20,264,795

The \$6.8 million or 14% increase in operating expenses in FY 2024 over FY 2023 can be attributed primarily to the following increases:

- Golf Operations Fund in FY 2024 will have an increase in operating expenses in FY 2024 over FY 2023 of \$636,000. FY 2023 was budgeted as partial year (3 months) and the FY 2024 budget is for a full year from October 2023 to September 30, 2024.
- Law enforcement contract of \$312,000
- Electrical cost increase of \$738,000
- Operating Supplies increase of \$318,000, with \$155,000 of the increase in Wastewater
- Hardening of Wastewater plant admin. Building of \$350,000
- ISF for IT Services increase of \$232,800
- ISF for Building Maintenance increase of \$453,000
- ISF for Property and Liability Insurance increase of \$544,000
- Repair & Maintenance increased \$1,082,000
 - HVAC Repair \$397,000
 - Citywide Roof Repair – \$685,000

The \$25.1 million increase in Capital expenses in FY 2024 over FY 2023 can be attributed to primarily to the following:

- Highlander Aquatic Complex project cost increase of \$7.75 million in FY 2024 compared to FY 2023
- Skinner Blvd. Improvements project cost increase of \$8.0 million in FY 2024 compared to FY 2023
- Wastewater Plant Electrical Upgrade Project cost increase of \$5.0 million in FY 2024 compared to FY 2023

General Fund Expenditures

Expenditures in the General Fund increased \$5,325,730, or 15%, over FY 2023. Wages for FY 2024 are projected to increase \$1,022,573, or 8% increase over FY 2023, due to a 3.5% merit increase, and a 3.5% increase in labor for the results of the Class and Compensation Study evaluating all salary ranges (except fire union employees) city-wide. Benefits are projected to increase by \$317,938 or 6% over FY 2023 budget due primarily to increase in health cost, salary increases and increase in workers compensation costs in the FY 2024 Adopted Budget. The \$2,458,070 or 14%, increase in operating expenses can be attributed primarily to the following Items:

- Repairs and maintenance cost increase of \$685,000 for roof replacements for Community Center, Fine Arts Center and the PCSO fleet facility.
- Repairs and maintenance cost increase of \$397,000 for HVAC replacements at the Community Center
- Other contractual services cost increase of \$312,000 for the Law Enforcement contract.
- Electrical cost projected to increase of \$288,000 in FY 2024
- ISF Building Maintenance increase of \$232,000 in FY 2024.
- ISF for Property and Liability Insurance increase of \$300,000 in FY 2024.

GENERAL FUND - EXPENSES				
EXPENSES	FY 2023 BUDGET	FY 2024 BUDGET	% CHANGE	\$ CHANGE
Personnel				
<i>Wages</i>	\$ 13,291,042	\$ 14,313,615	8%	\$ 1,022,573
<i>Benefits</i>	5,247,300	5,565,238	6%	317,938
Operating	17,184,507	19,642,577	14%	2,458,070
Capital	430,800	1,312,900	205%	882,100
Other	555,904	1,200,953	116%	645,049
<i>Principal, Interest, & Debt Issuance</i>	179,094	188,593	5%	9,499
<i>Aid to Org & Economic Incentives</i>	346,500	382,500	10%	36,000
<i>Transfers Out</i>	30,310	629,860	1978%	599,550
TOTAL EXPENSES	\$ 36,709,553	\$ 42,035,283	15%	\$ 5,325,730

Considerations During Budget Development

Staffing Levels

Since FY 2017 the City has been using a pay for performance program for annual employee merit increases. The FY 2024 Budget will have a merit increase up to 3.5% merit increase, and a 3.5% increase to address for the results of Class and Compensation Study which evaluated all salary ranges (except for fire union employees) city-wide. The future year financial projections FY 2025 through FY 2029 include a proposed merit increase up to 3.5% each year.



While Staff does not recommend all positions proposed by the Matrix be filled, the following are the positions recommended by staff and supported by the City Commission during the FY 2024 Budget Workshop #4 on August 22, 2023.

The personnel changes in the FY 2024 Budget include reclassifications and new positions:

Reclassification of four positions as described below:

- In the City Manager’s Office, reclassification of Assistant to the City Manager to Strategy and Sustainability Manager
- In the Fire Department, reclassification of Fire Inspector to Deputy Fire Marshal
- In Parks and Recreation/ Parks, reclassification of Administrative Assistant to Senior Administrative Assistant
- In Public Works Fleet, reclassification of Lead Mechanic to Fleet Shop Foreman

Nine new positions were added for FY 2024:

- Finance - Buyer
- Parks and Recreation – Youth Services Recreation Coordinator and Horticultural Technician
- Public Works / Stormwater – Business Analyst and Environmental Specialist I
- Public Works / Sanitation and Recycling has one new position – Environmental Specialist I (Sanitation and Recycling Program Specialist)
- Public Works / Facility – Craftworker II and Lead Craftworker (HVAC)
- Utilities and Engineering – Water Maintenance Mechanic

FY 2024 PERSONNEL CHANGES				
Department/Division	Personnel Change	Net FTE Change	Fund Impact	Fund
City Manager	Strategy and Sustainability Manager	0	6,372	General
Finance	Buyer	1	66,854	General
Fire / EMS	Deputy Fire Marshall	0	10,661	General
Parks & Recreation	Youth Services Recreation Coordinator	1	86,319	General
Parks & Recreation / Parks	Horticultural Technician	1	54,025	General
Parks & Recreation / Parks	Senior Administrative Assistant	0	3,051	General
Public Works / Fleet	Shop Foreman	0	5,850	Fleet
Public Works / Sanitation & Recycling	Environmental Specialist I (Sanitation & Recycling Program Specialist)	1	61,538	Solid Waste
Public Works / PS / Stormwater	Business Analyst	1	66,854	Stormwater
Public Works / PS / Stormwater	Environmental Specialist I	1	61,538	Stormwater
Public Works / PS / Facilities	Craftworker II	1	54,025	Facilities Maintenance
Public Works / PS / Facilities	Lead Craftworker (HVAC)	1	69,154	Facilities Maintenance
Utilities & Engineering / Water	Water Maintenance Mechanic	1	63,638	Water
Total		9	\$ 609,879.00	

During the FY 2024 budget development, there were ten additional positions that were requested by the departments and/or recommended by the Staffing and Organizational Assessment. Despite the need for these positions, the current economic situation with increased operating costs, the following positions were not approved for the FY 2024 Operating and Capital Budget.

FY 2024 UNFUNDED PERSONNEL REQUESTS				
Department/Division	Personnel Change	Net FTE Change	Fund Impact	Fund
Parks & Recreation / Parks	Parks Superintendent	1	116,000	General
Parks & Recreation / Parks	Spray Technician	1	63,000	General
Parks & Recreation / Parks	Parks Service Worker	1	32,604	General
Parks & Recreation	Recreation Leader II	1	52,267	General
Fire / EMS	Lieutenant Rescue	3	-	Paid by County
Public Works / PS / Facilities	Craftworker I	1	52,267	Facilities Maintenance
Public Works / PS / Facilities	Craftworker II	1	55,101	Facilities Maintenance
IT	IT Services Manager	1	127,516	IT
Total		10	\$ 498,755.00	

Strategic Plan

The FY 2024 budget is based upon a broad strategic planning process. The FY 2024 planning session was held in March 2023 to build upon the City’s existing strategic priorities in order to prepare the City for the FY 2024 budget process. The initiatives and projects either support or enhance the City’s core services as outlined in the Comprehensive Plan and can only be accomplished after the City’s core services are met.

Business Plan

While the Strategic Plan sets the direction, the Business Plan is the road map for accomplishing the City’s **EPIC! Goals**. The Business Plan identifies initiatives which support the **EPIC! Goals**, delineates the funding source and establishes a timeline for accomplishing the task. The Business Plan contains 159 total business plan initiatives, 41 of which are new in FY 2024.


Infrastructure and City Facilities

Preservation and maintenance of existing city facilities will drive major spending in the FY 2024 Adopted Budget with \$1,795,000 dedicated to Citywide HVAC replacements, exterior facility painting, and roof replacements.

Additional Comments

Overall, the FY 2024 Budget reflects an annual operating plan that moves the City towards achieving many of the priorities of the City Commission in the areas of fiscal sustainability, preservation of infrastructure, conservation, and the arts. I am committed to working with the City Commission to advance the City's initiatives which make Dunedin the most dynamic and delightful City in Pinellas County.

Sincerely,



Jennifer K. Bramley, ICMA-CM
City Manager

DUNEDIN AT A GLANCE

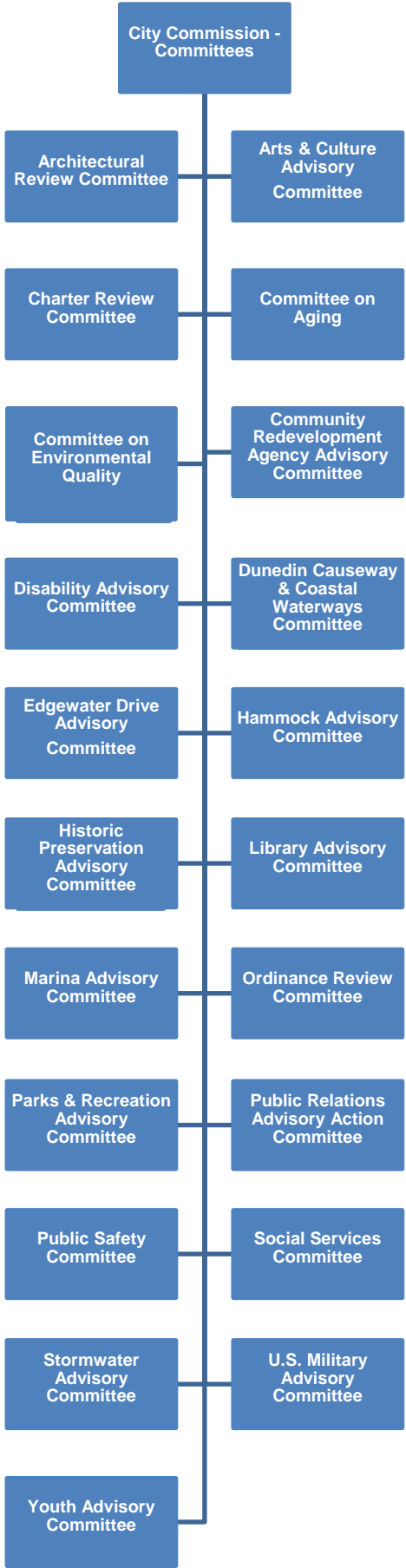
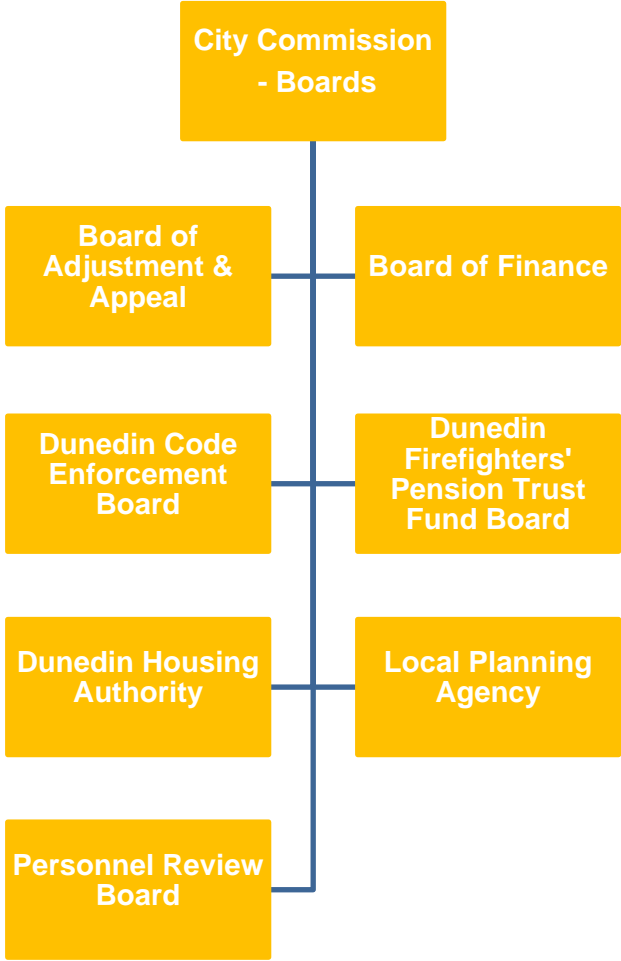
Date of Incorporation	June 1, 1899	
Form of Government	Commission / City Manager	
Property Tax Rate	4.1345 Mills per \$1,000 value	
Local Retail Sales Tax	7.00%	
Area:	28.2 sq. miles	
Land:	10.4 sq. miles	
Water:	17.8 sq. miles	
	County	Dunedin
Population¹	982,705	37,463
Labor Force²	501,036	18,599
Employment²	484,807	18,016
Unemployment²	16,229	583
Unemployment Rate²	3.2%	3.1%
Education¹		
<i>High School or higher</i>	87.4%	88.7%
<i>Bachelors or higher</i>	32.0%	35.0%
Median Household Income¹	\$54,148	\$52,626
Average Household Size³	2.18	1.99
Per Capita Income¹	\$34,978	\$35,968
Sex¹		
<i>Female:</i>	54.0%	53.9%
<i>Male:</i>	46.0%	46.1%
Racial Composition¹		
<i>White Alone</i>	79.8%	90.1%
<i>Black Alone</i>	10.9%	3.5%
<i>Two or more Races</i>	2.4%	2.3%
<i>Other</i>	6.5%	4.0%
<i>Hispanic Origin (any race)</i>	10.4%	8.0%
Age¹		
<i>18 and under</i>	15.8%	12.6%
<i>19-34</i>	18.2%	14.6%
<i>35-44</i>	10.8%	9.3%
<i>45-54</i>	13.0%	11.9%
<i>55-64</i>	16.1%	17.0%
<i>65 and over</i>	26.1%	34.4%

¹Pinellas County Economic Development, (www.pced.org/page/DemoBusiness)

²Bureau of Labor & Statistics, BLS Data Finder 1.1 (www.bls.gov)

³U.S. Census Bureau, QuickFacts (www.census.gov)

City of Dunedin Advisory Boards & Committees



Community Profile

Located in Pinellas County, Dunedin lies on the west coast of Florida, 25 miles west of Tampa and is bordered on the north by Palm Harbor, on the south and east by Clearwater, and on the west by the Gulf of Mexico. Dunedin enjoys almost four miles of picturesque waterfront overlooking the Gulf of Mexico, St. Joseph's Sound and the barrier islands including Clearwater Beach, Caladesi Island and Honeymoon Island.



"Delightful" Dunedin has a relaxed lifestyle that has lured people for decades from around the world. It offers a unique vibrant art scene, a lively downtown, award-winning restaurants, and waterfront views. It is one of the few open waterfront communities from Sarasota to Cedar Key where buildings do not obscure the view.

Dunedin provides access to Honeymoon Island State Park and St. Joseph's Sound, which provide one-of-a-kind recreational opportunities. Dunedin is also the Spring Training home to the Toronto Blue Jays and hosts 25 festivals annually, offering a variety of dynamic leisure activities every day of the week. Dunedin is recognized as a vibrant Main Street City offering quaint retail stores, art galleries, antique shops, and restaurants. The Fred Marquis Pinellas Trail, a 38-mile recreational trail stretching from north to south Pinellas County, runs through the heart of downtown. Dunedin also has an active merchants association that works with the City to sponsor many events that bring residents and visitors to the area including Mardi Gras, Dunedin Wines the Blues, Arts and Crafts Festivals.



Community Redevelopment District

Dunedin's Community Redevelopment District (CRD), established in 1988, utilizes Tax Increment Financing (TIF), in cooperation with Pinellas County, to revitalize 217 acres of the downtown corridor. The CRD offers a mixture of residential, retail office, and restaurant uses all framed in a nostalgic, quaint setting. With its brick sidewalks, varied landscaping, and decorative lighting, the downtown area is very pedestrian friendly and visitors enjoy strolling along Main Street and visiting the unique collection of shops.



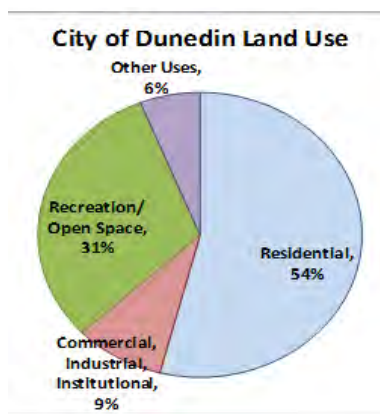


The governing body of the CRD is the Community Redevelopment Agency (CRA). The goal of CRA is varied and encompasses fostering private investment, making public improvements, beautifying areas, providing downtown parking, building the tax base, and creating jobs. This is accomplished by forming partnerships with the many stakeholders found in a downtown: land owners, businesses, merchants, Chamber of Commerce, developers, and investors. Dunedin's CRD is green -

friendly, encompassing six parks, a "clean" marina, and providing access to neighboring communities through the Jolley Trolley bus service.

Local Economy

The economy of Dunedin is primarily dependent upon tourism, services, and retirement living. The retirement population continues to influence the local economy as more than one third (34.1%) of Dunedin's residents are 65 years or older. Dunedin has many



retirement homes, condominiums, and apartment complexes that accommodate retirees. The City's main land use is for residential property, with relatively small portions for commercial, industrial and institutional uses.

Large employers include Mease Dunedin Hospital, Mease Manor, Inc. (a retirement facility), the City of Dunedin, the Pinellas County School System (education), and Coca-Cola North America (a beverage manufacturer). The service industry (banking, retail, personal services, etc.) continues to grow to meet the demands of the area's population.

Dunedin and the Tampa Bay metropolitan area will continue to remain attractive to retirees and families relocating to Florida. The FY 2024 Budget includes a 4.1345 millage rate, unchanged since FY 2016. Dunedin continues to offer, low taxes, and access to natural amenities and man-made attractions.



Economic Outlook

The national unemployment rate is at 3.1% as of April 2023, and the Pinellas County Florida unemployment rate is at 2.1% as of April 2023. The Pinellas County, Florida housing market had a year over year increase with medium home sales prices up 4.84% to \$402,000. The average price of regular gas in Florida is \$3.21 per gallon compared to \$3.28 a year ago. Sales tax growth continues in the State of Florida, but the growth rate is much lower over the past six months compared to the prior two year time frame.

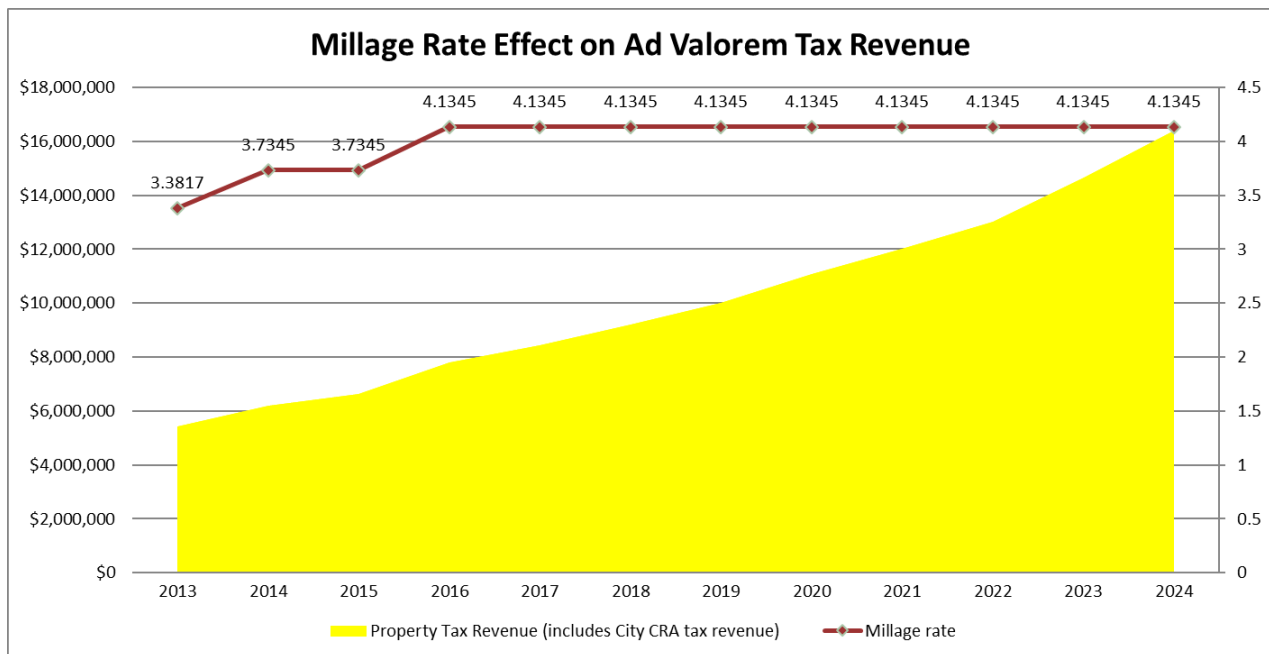
Ad Valorem Revenues and Property Values

Within Pinellas County, *the most significant factor that has hindered recovery has been property values*. In 2007, the countywide taxable value was just over \$90 billion. Despite the significant loss in value since the great recession, the countywide total taxable value has grown 69% since 2017, with the most significant gains over the past six years.

Tax Year	Pinellas County Total Taxable Value	% Change	City of Dunedin Total Taxable Value	% Change
2017 Final Tax Roll	\$73,503,717,055	7.82%	\$2,344,822,531	9.20%
2018 Final Tax Roll	\$79,376,212,411	7.99%	\$2,551,388,421	8.81%
2019 Final Tax Roll	\$85,468,863,997	7.68%	\$2,823,839,751	10.68%
2020 Final Tax Roll	\$91,725,856,109	7.32%	\$3,057,294,312	8.27%
2021 Final Tax Roll	\$97,961,436,488	6.80%	\$3,313,983,607	8.40%
2022 Final Tax Roll	\$110,826,846,451	13.13%	\$3,735,562,115	12.72%
2023 Est. Tax Roll	\$123,831,439,676	11.73%	\$4,174,459,833	11.75%

Source: Pinellas County Property Appraiser's office

There are two critical factors that impact the amount of ad valorem tax revenue collected by the City: property value and the tax (millage) rate. The chart on the following page provides a summary of the City's millage rate and property tax revenue over the past 10 years (2013 to 2024). Even though millage rates stayed relatively flat, *property values decreased significantly during the Great Recession (2010-2013) with ad valorem tax revenue following suit*.



FY 2024 will mark the ninth consecutive year of growth in the City's gross taxable value. During FY 2024, the City anticipates gross taxable value to increase by 11.75%, from \$3.735B to \$4.174B. This will generate an additional \$1,821,650 in ad valorem revenues across all funds over FY 2023 budget levels.

Citywide Development

Development activity is continuing throughout the City, with several major residential projects coming onto the tax rolls and boosting ad valorem revenues. The value of new construction remains relatively steady as redevelopment and new construction projects begin, but the City anticipates this to slowly begin tapering off in the next several years.

Fiscal Year	Permits Issued	Construction Value
FY 2019	5346	\$160,351,000
FY 2020	5,238	\$99,892,000
FY 2021	5481	\$110,813,918
FY 2022	5147	\$113,709,843
FY 2023 Budgeted	5,500	\$125,000,000

Source: City of Dunedin, Community Development Department.



Dunedin is proud of its many “firsts”

- Dunedin was the first home of the prestigious Professional Golfers Association (PGA).
- Dunedin became the first Purple Heart City in Florida.
- Dunedin Golf Club is listed on the State and National Registry of Historic Places.
- Dunedin is the first City in the State of Florida to attain “platinum status” as a Certified Green City through the Florida Green Building Coalition Local Government Designation program.



The amphibious tractor, the Alligator, assembled in Dunedin and used in World War II, played a decisive role in the Pacific phase of the war.



The first radio signals from Pinellas County were sent from Dunedin.



Frozen orange juice concentrate originated in Dunedin.



The oldest continuous garden club on Florida’s west coast is the Dunedin Garden Club.



The Pram sailboat racer originated in Dunedin.



Dunedin was the first city in Florida to receive the “Trail Town” Designation

History

Dunedin reflects the rich American and Scottish heritage of its founding fathers. This charming town has the distinction of being the oldest town south of Cedar Key. Early in its history, thanks to a dock built to accommodate schooners and sloops and the ingenuity of pioneers from as near as Georgia and as far as Scotland, Dunedin became one of Florida's chief seaport and trading centers. At one time, Dunedin had the largest fleet of sailing vessels in Florida. Early settlers were primarily cotton and citrus growers, and it is hard to envision that most of what is now downtown was once a big cotton field.

The first land deed was recorded in 1852 by Richard L. Garrison, only seven years after Florida became a state. Although it was George L. Jones who put up a sign over his General Store in 1870 that read "Jonesboro," a petition in 1882 by two Scottish merchants, J. O. Douglas and James Somerville officially named the Post Office, then the town itself, Dunedin. The town became incorporated in 1899.

The historic Orange Belt Railroad Depot on Main Street is home to the Dunedin Historical Society and Museum as well as the Orange Belt Quilt Club. The Society works hard to collect area artifacts and preserve buildings that are pertinent to Dunedin's past. Through their efforts, the Douglas home and Andrews Memorial Chapel have been put on the National Register of Historic Sites.

Dunedin's quality of life is linked to an appreciation of its diverse and colorful past, and to the country that helped shape its future, Scotland. In 2014, Dunedin celebrated the 50th anniversary of its sister City relationship with Stirling, Scotland.



Business Planning and Capital Improvements Plan Development

The City of Dunedin's Five **EPIC! Goals** were originally established by City Commission in 2018 at the Strategic Planning Sessions. In 2020, the Commission proposed a Sixth **EPIC! Goal** in order to focus on City Employees and the City as a workplace environment. This additional goal allows the City Employees to be extracted from the fifth and addressed separately. **EPIC! Goals** provide the framework that is used to organize and align the City's Fiscal 2024 initiatives and projects contained within the Business Plan. The initiatives and projects either support or enhance the City's core services as outlined in the Comprehensive Plan and can only be accomplished after the City's core services are met. Maintaining core services is the top priority of the City.

The Business Plan is an important part of the City's annual planning cycle, designed to ensure that both city funds and the efforts of staff and City Commission are allocated effectively and efficiently to the top public priorities. The initiatives included within the Business Plan are the drivers for the 2024 Operating and Capital Budget for the City.

In order to keep the Business Plan relevant and meaningful, the programs and projects contained within the Business Plan will be reported upon quarterly. As business plan development evolves over the coming years, it will be an important piece of the City's performance management program and a record of the City's commitment to continuous improvement.



Strategic Planning Engagement

The City of Dunedin's Six EPIC! Goals

EPIC! Goal #1

Create a vibrant, cultural experience that touches the lives of our community and visitors.

Objectives:

- a. Preserve and promote Dunedin's history & cultural heritage.
- b. Foster and support a variety of events and activities across the city geographically.
- c. Create opportunities for lifelong learning.
- d. Strengthen performing and visual arts.

EPIC! Goal #2

Create a visual sense of place throughout Dunedin.

Objectives:

- a. Complete streets -you can go wherever you want to go in Dunedin on the multi-modes of transportation, i.e. bike routes, bus path, golf cart routes.
- b. Create vibrant neighborhoods throughout the City including south side street names / New reclaimed water.
- c. Identify and enhance commercial corridors according to the theme of the area / Entry way demarcation.
- d. Support and encourage enhancements that promote the Pinellas Trail in Dunedin as a premier recreational asset.

EPIC! Goal #3

Promote Dunedin as The Premier Coastal Community, protecting and improving our natural resources for the enjoyment of all.

Objectives:

- a. Encourage and support implementation of Quality of Life efforts by Pinellas County, and others, along the Dunedin Causeway.
- b. Identify and expand opportunities and programs for responsible public access to the waterfront including facilities for motorized and non-motorized boating activities.
- c. Expand nature education and appreciation through various displays, tours and outreach programs.
- d. Leverage Stormwater Master Plan Update recommendations to implement projects which affect and protect the Coastal Community.

EPIC! Goal #4

Be the statewide model for environmental sustainability stewardship.

Objectives:

- a. Become the model steward for our city's physical and environmental stability.
- b. Support and enhance a clean, healthy environment.
- c. Establish environmental sustainability as an essential and mutually supportive element of livability, affordability and equity.
- d. Preserve, promote and enhance our natural environment.

EPIC! Goal #5

Enhance community relationship strategies that strengthen inclusiveness, respect, transparency and collaborative engagement.

Objectives:

- a. Offer opportunities for community engagement, volunteerism and public-private partnerships.
- b. Make Dunedin a place where people of any generation, cultural and socio-economic background feel welcome.
- c. Seek and maintain public safety by the Fire Department responding to 90% of their emergency fire and EMS calls within 7.5 minutes and for the Pinellas County Sheriff's Office to ensure all Dunedin residents live in safe neighborhoods and reduce crime by promoting partnerships between citizens and law enforcement.
- d. Foster an appreciation for public service and customer service throughout the organization and with its citizens & employees by maintaining or enhancing a 91 %satisfaction rating per the customer survey.
- e. Continue to develop open, two-way communication between the government and citizenry.
- f. Create an atmosphere of civility within the community through communications, transparency and mutual respect.

EPIC! Goal #6

Be a premier employer by fostering a diverse, highly engaged workforce through employee recruitment and attraction, workforce retention, employee development and inclusion initiatives.

Objectives:

- a. Develop and implement workforce initiatives that establish the City as an Employer of Choice.
- b. Celebrate the diversity of all employees and foster a culture of inclusion and belonging.
- c. Encourage employee professional development and provide for effective succession planning and career pathing.

Reporting on Goals and Initiatives

Current fiscal year goals (initiatives and CIP) are included in an Appendix at the end of the document, and are identified by **EPIC! Goal** and by Department. Reporting on previous year goals (initiatives and CIP) is also included as an Appendix and identified by Strategic Priority as well as by Department. The FY 2022 and FY 2021 reports can be found:

- Appendix A: FY 2024 Initiatives and CIP (page 413); and
- Appendix B: FY 2023 Progress on Initiatives (page 427).

The City of Dunedin's SIX EPIC! GOALS

1

Create a vibrant, cultural experience that touches the lives of our community and visitors.

2

Create a visual sense of place throughout Dunedin.

3

Promote Dunedin as The Premier Coastal Community, protecting and improving our natural resources for the enjoyment of all.

4

Be the statewide model for environmental sustainability stewardship.

5

Enhance community relationship strategies that strengthen inclusiveness, respect, transparency and collaborative engagement.

6

Be a premier employer by fostering a diverse, highly engaged workforce through employee recruitment and attraction, workforce retention, employee development and inclusion initiatives.



BUDGET GUIDE & FINANCIAL POLICIES

*FY 2024 ADOPTED
OPERATING &
CAPITAL BUDGET*



This Page Intentionally Left Blank

BUDGET PROCESS

PHASE 1: CAPITAL BUDGET

Identifying and budgeting for capital outlay is the cornerstone of the annual budget cycle. The City of Dunedin's first phase of the budget process begins with Department Directors submitting projects for consideration in the City's Capital Improvement Plan (CIP). The City of Dunedin established a six (6) year CIP in accordance with the "Local Government Comprehensive Planning and Land Development Act" enacted by the Florida Legislature in 1985. Evolving into the comprehensive plan's Capital Improvements Element (CIE), the CIE incorporates both the revenue projections for the next six years as well as planned operating and capital expenditures.

The leadership team, comprised of the City Manager, Deputy City Manager, and Department Directors, reach a consensus on the CIP based on fund availability, project timing, and alignment with City of Dunedin Six EPIC! Goals, and initiatives set forth in the Business Plan and Capital Improvements Plan. This draft Business Plan includes the Capital Improvements Plan and is published in May and presented to City Commission for discussion and refinement. Based on the Commission's direction, the first year of the CIP comprises the City's capital budget for the upcoming fiscal year.

PHASE 2: ANNUAL OPERATING BUDGET

Budget Kickoff

Finance staff coordinates a budget kick-off meeting and training to provide direction to departments on development of their budgets to ensure alignment with City Commission priorities and funding availability for the upcoming fiscal year.

Departmental Budget Preparation

City departments develop their expense budget requests for the upcoming fiscal year.

Budget Review and Adoption

After all department budget requests are received, Department Directors meet with City Administration and Finance staff regarding line item expenditures. Any proposed changes to personnel, facilities, or information technology from departments are submitted with written narratives accompanying the departmental financial request. These are individually reviewed with City management and incorporated into the budget on a case-by-case basis. City Administration directs any changes to the departmental request budgets and inclusion of any personnel, facilities, or information technology requests. Capital Improvement Projects and Initiatives as set forth in the Business Plan are also incorporated into each Department's budget during this process.

Assigned fund balances shall reflect the intended use of resources as set forth in the annual budget (and any amendments thereto). Assigned fund balances may or may

not be appropriated for expenditure in the subsequent year depending on the timing of the project or reserves for which it was assigned.

The Proposed Budget is delivered to the City Commission and Board of Finance in early July. Three budget workshops will be held in FY 2023 with the City Commission to review the Proposed Budget prior to a vote on the maximum millage rate.

Each fund within the Budget Summary section of the budget compares the ending available fund balance, or ending available net position for enterprise and internal service funds, against the target established by the City's Fund Balance and Reserve Policy.

The budget is monitored on a monthly basis to track variances between budgeted and actual year-to-date amounts. Significant variances are flagged, investigated, and corrected if needed. In addition, the budget office monitors Commission agendas for items that may have a fiscal impact. Budget amendment resolutions are taken to the Commission for approval on a quarterly basis.

For budgetary purposes, encumbrances outstanding at year-end are re-appropriated in the subsequent year's budget. These encumbrances are brought to the Commission for approval as part of the budget adjustment process through a budget amendment resolution.

PUBLIC INPUT

Every City Commission budget workshop and hearing is open to the public. During each meeting the City Commission designates time for the public to share their comments regarding the topic in discussion.

In addition, beginning in FY 2019, the City of Dunedin implemented the use of an annual survey to understand citizen and business satisfaction levels with City's current level of services, community needs and priorities, and to gauge the progress the City is making in achieving its sustainability objectives. The results of the survey are incorporated into annual budget and strategic plan.

FY 2024 BUDGET TIMELINE

FEBRUARY	2/23/2023	<ul style="list-style-type: none"> • FY 2024 Budget Kickoff Meeting
MARCH	3/1/2023	<ul style="list-style-type: none"> • Budget module opens
	3/2/2023	<ul style="list-style-type: none"> • City Commission Strategic Planning Session
	3/17/2023	<ul style="list-style-type: none"> • Revenue estimates due
	3/17/2023	<ul style="list-style-type: none"> • CIP and BPI forms due
	3/17/2023	<ul style="list-style-type: none"> • Personnel, Facilities, and IT request due
APRIL	3/17/2023	<ul style="list-style-type: none"> • Budget module closes
	4/01 - 4/12	<ul style="list-style-type: none"> • Finance prepares draft long range fund projections for City Manager meetings
	4/13/2023	<ul style="list-style-type: none"> • Finance meets with City Manager's Office to review long range fund projections
	4/17 - 4/28	<ul style="list-style-type: none"> • City Manager's Office meets with Finance and departments for department budget review
MAY	4/17 - 4/28	<ul style="list-style-type: none"> • Department comments on Draft Business Plan BPI & CIP sections due
	5/15/2023	<ul style="list-style-type: none"> • Finance prepares and sends draft budget numbers to Board of Finance for review
	5/20/2023	<ul style="list-style-type: none"> • FY 2024 Draft Business Plan Published
JUNE	6/1/2023	<ul style="list-style-type: none"> • Estimated Taxable Values available from County
	6/1/2023	<ul style="list-style-type: none"> • City Commission Budget Workshop #1: FY 2024 Draft Business Plan & CIP
	6/15/2023	<ul style="list-style-type: none"> • Finance sends Draft Proposed Budget to departments and Board of Finance to review
	6/20/2023	<ul style="list-style-type: none"> • City Commission Work Session: Review of Commission budget
	6/20/2023	<ul style="list-style-type: none"> • Department comments on Draft Proposed Budget due
	6/21 - 6/28	<ul style="list-style-type: none"> • Finance makes final changes to Draft Proposed Budget
	6/30/2023	<ul style="list-style-type: none"> • FY 2024 Proposed Budget Published
JULY	7/1/2023	<ul style="list-style-type: none"> • Taxable Values Certified by Pinellas County
	7/7/2023	<ul style="list-style-type: none"> • Finance publishes staffing for Workshop #2
	7/13/2023	<ul style="list-style-type: none"> • City Commission Meeting: Estimated Maximum Millage Rate for FY 2024
	7/18/2023	<ul style="list-style-type: none"> • City Commission Budget Workshop #2: FY 2024 Proposed Budget
AUGUST	8/7/2023	<ul style="list-style-type: none"> • Finance publishes staffing for Workshop #3
	8/15/2023	<ul style="list-style-type: none"> • City Commission Budget Workshop #3: FY 2024 Proposed Budget
SEPTEMBER	9/6/2023	<ul style="list-style-type: none"> • Commission Meeting: PH #1 - Tentative Millage Rate & Tentative Budget
	9/21/2023	<ul style="list-style-type: none"> • Commission Meeting: PH #2 - Final Millage Rate & Final Budget

Last updated June 30, 2023

DUNEDIN

Home of Honeymoon Island

This page intentionally left blank.

BUDGET POLICIES

Balanced Budget

In accordance with Florida Statute 166.241(2), the City of Dunedin is required to adopt a balanced budget each fiscal year in which estimated revenues and appropriated fund balances are equal or greater than expense appropriations.

Budgetary Level of Control

The budgetary data included herein represents the FY 2024 Proposed Operating and Capital Budget. The legal level of control of the appropriated budget is by fund and activity.

Budget Adjustments

Regular monitoring tracks variances of the annual budget against actual expenses. In accordance with Florida Statute 166.241(4), the City of Dunedin conducts adjustments to the fiscal year's budget through budget transfers and budget amendments.

Budget transfers are originated by Department Directors to adjust appropriations by line item within a fund and a department, with no change in a fund's total revenue or expense appropriation. Budget transfers are used to assist with budgetary controls by preventing budget deficits and ensuring administrative actions produce the desired outcomes.

Budget amendments are resolutions adopted by City Commission to adjust the fiscal year's budget. They increase or decrease total appropriations within a fund or a CIP project's budget. Budget amendment resolutions are taken to the City Commission for approval on a quarterly basis. For budgetary purposes, encumbrances outstanding at year-end are re-appropriated in the subsequent year's budget through a Budget Adjustment.

Basis of Accounting

The basis of accounting refers to the standard used to determine the point in time when assets, liabilities, revenues, and expenses should be measured and recorded in the accounts of an organization.

The City of Dunedin uses a modified accrual method of accounting for all governmental funds, including special revenue and trust funds. Under the modified accrual method, revenues are recognized when they become measurable and available as net current assets. Expenditures are recognized when the related fund liability is incurred, with the exception of principal and interest on long-term debt, which is recognized when it is due.

The City's proprietary funds and non-expendable trust and pension funds are accounted for using the accrual basis of accounting. Both revenues and expenditures are recognized when they are incurred.

Basis of Budgeting

The City budgets governmental funds (General Fund and Special Revenue Funds) using the modified accrual basis of accounting. Under this method, revenues are recognized in the period they become measurable and available to finance expenditures. Expenditures are recorded when they are incurred. Exceptions to the modified accrual basis of accounting for governmental funds include:

- Principal and interest on long-term debt, which is recorded when due;
- Encumbrances, which are treated as expenditures in the year they are encumbered; and
- Grants, which are considered to be revenue when awarded.

The City budgets for proprietary funds (enterprise funds and internal service funds) following the accrual basis of accounting.

Revenue Estimates

Revenues are estimated each year by reviewing historical trends, estimates from the State of Florida, County of Pinellas, regression analysis, and other forecasting methods. The growth assumptions used in long-range fund projections are unique for each fund and updated as needed four times each year with the publication of the Business Plan, Proposed Budget, Tentative Budget, and Adopted Budget.

EXPENDITURE / EXPENSE APPROPRIATIONS BY CATEGORY

Personnel

Within each department's budget pages, personnel expenses are segmented into "wages," which include: salaries, overtime, and special pay to the employee; and "benefits," which include: insurances, taxes, and retirement contributions that are not paid directly to the employee.

Initial personnel cost estimates are first calculated by Human Resources based on the previous year's staffing levels. Incremental adjustments are made throughout the budgeting process as staffing levels are finalized and personnel-associated cost estimates are refined. The FY 2024 Proposed Budget includes:

- Pay-for-performance merit increase of 3.5% for employees as well as a 4.0% increase for the estimated financial impact of the Organizational & Compensation Study being performed in FY 2023 and expected to be completed in July or August 2023.
- Increase in budgeted Worker's Compensation claims of \$83,000 based on anticipated actuarial estimates plus a modest contingency; and
- Increase of 5% in the Health Benefits Fund, which includes medical claims.

Operating

This category includes expenses for programs that are not classified as personnel or capital such as professional and contractual services, operating supplies, utilities, communication services, training, travel and per diem, as well as internal service fees for fleet services (fuel, maintenance and replacement), facilities maintenance (includes custodial services), property insurance, and information technology services. Major non-recurring operating costs (\$25,000 or more) are identified during the CIP process.

Annual operating budgets are first developed by departments. Subsequent adjustments are made by both departments and City Administration, with input by the City Commission. Operating budgets in future years, contained within long range fund projections, assume an annual increase unique to each fund.

Capital

The City defines capital expenses as those with an individual cost of \$5,000 or more and an estimated useful life of more than one year. Budgeted capital expenses are based on estimated costs of each item. Major capital outlay is identified during the CIP process.

The FY 2024 Proposed Budget reflects a clear philosophy in budgeting for capital outlay. In the past, monies were transferred into various capital funds for spending. This approach unintentionally resulted in a reduced level of transparency in how capital projects were funded. It also obscured the total cost for departments to provide services because capital costs were not contained within department budgets. Beginning in FY

2016, capital improvements and outlay were budgeted by the department that will ultimately own the asset being constructed or improved.

Other

Other expenses include principal and interest payments on debt, aid to organizations, and transfers to other funds. These costs are programmed into the budget by the Finance Department based on the debt schedule, City Commission direction, and fund availability.

FUND TYPES

The City of Dunedin annual budget includes the following fund types:

Governmental Funds

Governmental Funds are used to account for the City's general governmental activities. Governmental fund types use the flow of current financial resources measurement focus and the modified accrual basis of accounting. Under the modified accrual basis of accounting, revenues are recognized when susceptible to accrual (i.e., when they are "measurable and available"). "Measurable" means the amount of the transaction can be determined and "available" means collectible within the current period or soon enough thereafter to pay liabilities of the current period. The government considers all revenues available if they are collected within 60 days after year-end.

Expenditures are recorded when the related fund liability is incurred, except un-matured interest on general long-term debt which is recognized when due, and certain compensated absences, claims, and judgments which are recognized when the obligations are expected to be liquidated with expendable, available financial resources.

Property taxes, franchise fees, utility taxes, half-cent sales taxes and communications taxes, licenses and interest associated with the current fiscal period are all considered to be susceptible to accrual, and are recognized as revenues. All other revenue items are considered to be measurable and available only when cash is received.

Governmental Funds include the following fund types:

- The **General Fund** is the City's primary operating fund. It accounts for all financial resources of the general government, except those required to be accounted for in another fund.
- **Special Revenue Funds** account for revenue sources that are legally restricted to expenditure for specific purposes (not including expendable trusts of major capital projects).

Proprietary Funds

Proprietary Funds are accounted for on the flow of economic resources measurement focus and use the accrual basis of accounting. Under this method, revenues are recorded when earned and expenses are recorded at the time liabilities are incurred. Proprietary funds include:

- **Enterprise Funds**, which are used to account for those operations that are financed and operated in a manner similar to private business or where the Commission has decided that the determination of revenues earned, costs incurred, and/or net income is necessary for management accountability.

- **Internal Service Funds**, which are used to finance and account for the operations of City departments that provide services to other City departments. These funds ensure that certain activities are managed in a businesslike manner and promote efficient use of services. This is done by making departments pay the full costs associated with providing the services; and allocate the costs of administrative services across all fund types.

FUND STRUCTURE

The accounts of the City are organized and operated on the basis of funds. A fund is an independent fiscal and accounting entity with a self-balancing set of accounts. Fund accounting segregates funds according to their intended purpose and is used to aid management in demonstrating compliance with finance-related legal and contractual provisions. The minimum number of funds is maintained consistent with legal and managerial requirements.

FY 2024 CITY OF DUNEDIN FUNDS

GENERAL FUND	SPECIAL REVENUE FUNDS	PROPRIETARY FUNDS	FIDUCIARY FUNDS*
	Stadium Fund	Stormwater Fund	Firefighter's Retirement Fund
	Penny Fund	Solid Waste Fund	Defined Contribution Plan Fund
	County Gas Tax Fund	Marina Fund	
	Community Redevelopment Agency (CRA) Fund	Golf Operations Fund	
	Building Fund	Water/Wastewater Fund	
	Impact Fee Fund	Fleet Internal Service Fund	
	Public Art Fund	Facilities Maintenance Internal Service Fund	
	American Rescue Plan Act (ARPA) Fund	IT Services Internal Service Fund	
		Health Benefits Internal Service Fund	
		Risk Safety Internal Service Fund	

* *Fiduciary Funds are not budgeted.*

FUNDING SOURCE BY DEPARTMENT

	General	Stadium	Penny	County Gas Tax	CRA	Building	Impact Fee	Public Art	ARPA	Stormwater	Solid Waste	Marina	Water/WW	Golf Operations	Fleet	Facilities Maint.	IT Services	Health	Benefits	Risk Safety
City Attorney	X																			
City Clerk	X																			
City Commission	X																			
City Manager	X	X				X														
Communications	X						X													
Community Development	X			X			X													
Economic & Housing Development	X	X	X				X													
Finance	X						X													
Fire	X	X			X		X													
Human Resources & Risk Management	X						X										X	X		
IT Services							X									X				
Law Enforcement	X					X														
Library	X	X					X													
Parks & Recreation	X	X	X			X	X		X	X		X								
Public Works	X	X	X			X		X	X			X	X							
Utilities & Engineering										X										

FUND BALANCE AND RESERVES

Fund Balance is the difference between fund assets and fund liabilities in a governmental or trust fund. The City's Fund Balance and Reserve Policy (Resolution 15-05) outlines the necessary criteria to demonstrate compliance with GASB 54 as well as set forth the policy for fund balance classification and financial statement reporting purposes; however, it does not speak specifically to levels and uses of reserves. For clarification, the definitions below are to provide a context for the City's policy.

- Non-spendable fund balance shall include items that are not expected to be converted to cash such as:
 - (a) Inventory and prepaid items;
 - (b) Items not currently in cash from such long-term amount of loans and notes receivable as well as property acquired for resale; or
 - (c) Items legally or contractually required to be maintained intact such as the corpus (or principal) of a permanent fund.

- Restricted fund balance shall be the amounts that can be spent only for specific purposes stipulated by:
 - (a) External resource providers such as creditors (through bond or debt covenants, grantors, contributors, or laws and regulations of other governments); or
 - (b) Imposed by law through constitutional provisions or enabling legislation.

- Committed fund balance shall be the amounts committed by City Commission action for the following:
 - (a) Major maintenance and repair projects;
 - (b) Meeting future obligations resulting from a natural disaster;
 - (c) Reserve amounts as established for each fund through reserve setting process as established herein; or
 - (d) Amounts set aside for specific projects.

- Assigned fund balance shall be the amounts assigned by the City Commission for the following:
 - (a) Intended for a specific purpose that is more narrow than the general purposes of government;
 - (b) Unspent, previously appropriated balances for ongoing capital improvement projects as approved annually through the budget; or
 - (c) Appropriations of a portion of existing unassigned fund balance to eliminate projected deficits in the subsequent year's budget in an amount no greater than the projected excess of expected expenditures over expected revenues.

Assigned fund balances shall reflect the intended use of resources as set forth in the annual budget (and any amendments thereto). Assigned fund balances may or may not be appropriated for expenditure in the subsequent year depending on the timing of the project or reserves for which it was assigned.

Unassigned fund balance shall represent the fund balance above the policy level in the appropriate funds. Unassigned fund balance may be spent for any lawful purpose, in accordance to the specific criteria outlined within this policy.

RESOLUTION 15-05

A RESOLUTION OF THE CITY OF DUNEDIN, FLORIDA ESTABLISHING A FUND BALANCE AND RESERVE POLICY FOR THE CITY OF DUNEDIN, PROVIDING SEVERABILITY; PROVIDING FOR REPEALER; PROVIDING FOR AN EFFECTIVE DATE.

WHEREAS, the City desires to establish a new Fund Balance and Reserve Policy, and

WHEREAS, such a policy has been prepared and a copy thereof is attached hereto;

NOW, THEREFORE, BE IT RESOLVED BY THE CITY COMMISSION OF THE CITY OF DUNEDIN, FLORIDA, IN SESSION DULY AND REGULARLY ASSEMBLED:


SECTION 1. The City Commission hereby adopts the "City of Dunedin, Florida Fund Balance and Reserve Policy", attached hereto as Exhibit A, and hereby directs the City Manager to implement said Policy.

SECTION 2. If any section, subsection, clause or provision of this resolution is held invalid, the remainder shall not be affected by such validity.

SECTION 3. All resolutions or parts of the resolutions in conflict herewith shall be and hereby are repealed.

SECTION 4. This resolution shall take effect immediately upon adoption.

PASSED AND ADOPTED BY THE CITY COMMISSION OF THE CITY OF DUNEDIN, FLORIDA, THIS 22nd day of January, 2015.


Julie Ward-Bujalski
Mayor

ATTEST:


Denise M. Kirkpatrick
City Clerk

Resolution 15-05

Exhibit A



City of Dunedin, Florida FINANCE DEPARTMENT

FUND BALANCE and RESERVE POLICY

I. PURPOSE

This policy is designed to establish a Fund Balance and Reserve Policy for all funds of the City of Dunedin, Florida.

II. BACKGROUND

The City has previously implemented the Governmental Accounting Standards Board (GASB) Statement No. 54 "*Fund Balance Reporting and Governmental Fund Type Definitions*" effective for periods beginning after June 15, 2010. The current "Fund Balance and Reserve Policy Working Draft" was adopted on March 15, 2012, by Resolution 12-09. The following Resolutions related to Fund Balances were adopted previously: 2011-29, and 01-18.

III. POLICY GOALS AND OBJECTIVES

Goals of the policy are: to set levels of fund balance and reserves in order to mitigate the risk of future revenue shortfalls and unexpected expenditures associated with economic cycles, natural disasters and similar events, to allow for savings for future capital replacement or other items, and to comply with all GASB pronouncements, statements or other mandatory guidance.

IV. MINIMUM FUND BALANCE AND RESERVES

A. Minimum Unassigned General Fund Balance

The General Fund shall maintain, as an Operating Reserve, an amount equal to at least 15 percent of total budgeted operating expenditures of the fund as originally adopted each year.

B. Minimum Solid Waste Fund Reserves

The Solid Waste fund shall maintain, as an Operating Reserve, an amount equal to 15 percent of total budgeted operating expenses of the fund as originally adopted each year.

C. Minimum Water/Wastewater Fund Reserves

The Water/Wastewater fund shall maintain, as an Operating Reserve, an amount equal to 25 percent of total budgeted operating expenses of the fund as originally adopted each year. Additionally, the Water/Wastewater fund shall maintain an initial Capital Reserve of \$1,000,000. (These amounts are put in as placeholders. A rate study will be performed and recommendations from that study will be reviewed.)

D. Minimum Marina Fund Reserves

The Marina fund shall maintain, as an Operating Reserve, an amount equal to 25 percent of the total budgeted operating expenses of the fund as originally adopted each year. Additionally, the cumulative remaining balance, if any, of Part B Capital Revenues shall be reserved as a Capital Reserve.

E. Minimum Stormwater Fund Reserves

The Stormwater fund shall maintain, as an Operating Reserve, an amount equal to 25 percent of the total budgeted operating expenses of the fund as originally adopted each year. Additionally, the Stormwater fund shall maintain a Capital Reserve of \$500,000.

F. Minimum Fund Balance for Special Revenue Funds

Special revenue funds of the City, which include: Stadium Fund, Impact Fee Funds, Penny Fund, County Gas Tax Fund and the CRA (Community Redevelopment Agency) all have revenue sources that are restricted for specific uses. For funds that have operating revenues and expenditures, the fund shall maintain additional fund balance equal to a minimum operating reserve of 15 percent of total budgeted operating expenses of the fund as originally adopted each year.

G. Minimum Unrestricted Net Position – Risk-Safety Fund

The Risk-Safety Fund shall maintain, as a self-insurance and operating reserve, between \$3.5 and \$4.5 million, inclusive of a minimum operating reserve of 15 percent of total budgeted operating expenses of the fund as originally adopted each year.

H. Minimum Unrestricted Net Position – Health & Benefits Fund

The Health & Benefits Fund shall maintain an operating reserve of 15 percent of total budgeted operating expenses of the fund as originally adopted each year. Additionally, the actuarially determined claims liability will be reserved. In years without an actuarial report, 60 days, or one-sixth of claims for the prior year shall be reserved.

I. Minimum Fund Balance or Reserves – Other Funds of the City

Minimum fund balances or reserve balances may be set from time to time, to accommodate circumstances, by amendment to this resolution.

V. REPORTING

Fund Balance and Reserves (Working Capital in Proprietary funds), shall be reported annually in the CAFR (Comprehensive Annual Financial Report), and as part of the Adopted Financial Plan/Budget. Adjustments to Fund Balance or Reserves, shall be included in Budget Amendments during the year.

VI. COMPLIANCE

For each individual fund that fails to meet target fund balance or reserve levels, the City Manager shall propose as part of the annual budget process or at such time as deemed appropriate, a financial plan to return the fund to the target reserve levels.

VII. POLICY ADOPTION AND AMENDMENTS

The policy shall be reviewed from time to time and amended as needed. The Finance Director and the City Manager shall recommend any material changes to the City Commission for approval.

DEBT POLICY

On September 20, 2018, the City Commission adopted Resolution 18-24, revising the City of Dunedin's Debt Management Policy.

The Purpose of the City of Dunedin ("City") debt policy is to establish guidelines to address long-term capital improvement projects and establish parameters governing the issuance, management, continuing evaluation and reporting on all debt obligations issued by the City. The City is committed to strong financial management practices, including maintaining the financial viability of the City and the full and timely repayment of all borrowings.

An important goal of the debt policy is to maximize the City's credit ratings when issued by nationally recognized statistical-rating organizations. By maintaining the highest practicable credit rating, the City can issue its debt at lower interest rates.

Debt service should be evaluated annually to ensure a healthy debt structure. Indicators should include, but not be limited to, the following:

- Net direct debt at a level not to exceed five percent (5%) of the assessed valuation of taxable property within the City unless otherwise directed by the City Commission.
- The City's overall outstanding ratio of annual governmental fund debt service as a percent of total annual governmental fund revenues shall not exceed twenty percent (20%).

The City's revised debt policy can be found on page 54.

RESOLUTION 18-24

A RESOLUTION OF THE CITY COMMISSION OF THE CITY OF DUNEDIN, FLORIDA ESTABLISHING A DEBT MANAGEMENT POLICY FOR THE CITY OF DUNEDIN PROVIDING SEVERABILITY, PROVIDING FOR REPEALER; PROVIDING FOR AN EFFECTIVE DATE.

BE IT RESOLVED BY THE CITY COMMISSION OF THE CITY OF DUNEDIN, FLORIDA, as follows:

SECTION 1. AUTHORITY FOR THIS RESOLUTION. This Resolution is adopted pursuant to the provisions of Article VIII, Section 2(b) of the Constitution of the State of Florida, Chapter 166, Part II, Florida Statutes, the municipal charter of the City of Dunedin, Florida (the "City") and other applicable provisions of law (collectively, the "Act").

SECTION 2. FINDINGS. It is hereby ascertained, determined and declared that:

A. The City of Dunedin hereby adopts the "City of Dunedin Debt Management Policy", attached hereto as Exhibit A, and hereby directs the City Manager to implement said policy.

SECTION 3. DECLARATION OF INTENT. The City hereby expresses its intention to adopt the revised Debt Management Policy.

SECTION 4. SEVERABILITY. If any one or more of the covenants, agreements or provisions of this Resolution should be held contrary to any express provision of law or contrary to the policy of express law, though not expressly prohibited or against public policy, or shall for any reason whatsoever be held invalid, then such covenants, agreements or provisions shall be null and void and shall be deemed separate from the remaining covenants, agreements or provisions of this Resolution.

SECTION 5. REPEALER. This Resolution supersedes all prior actions of the City inconsistent herewith. All resolutions or portions thereof in


conflict with the provisions of this Resolution are hereby repealed to the extent of any such conflict.

SECTION 6. EFFECTIVE DATE. This resolution shall take effect immediately upon its adoption.

PASSED AND ADOPTED BY THE CITY COMMISSION OF THE CITY OF DUNEDIN, FLORIDA, THI 20th day of September, 2018.

CITY OF DUNEDIN, FLORIDA

APPROVED AS TO FORM:



Julie Ward Bujalski
Mayor



Thomas J. Trask
City Attorney

ATTEST:



Denise M. Kirkpatrick
City Clerk

**RESOLUTION 18-24
EXHIBIT A**

CITY OF DUNEDIN

DEBT MANAGEMENT POLICY

I. PURPOSE

The purpose of the City of Dunedin (“City”) debt policy is to establish guidelines to address long-term capital improvement projects and establish parameters governing the issuance, management, continuing evaluation and reporting on all debt obligations issued by the City. The City is committed to strong financial management practices, including maintaining the financial viability of the City and the full and timely repayment of all borrowings.

An important goal of the debt policy is to maximize the City’s credit ratings when issued by nationally recognized statistical-rating organizations. By maintaining the highest practicable credit rating, the City can issue its debt at lower interest rates.

The City will also seek to minimize borrowing costs by taking advantage of favorable economic conditions. Timing debt issuance to accommodate market rates and investor sentiment is an important means of minimizing the cost of debt and the tax burden on the citizens of the City. To accomplish this, the City will seek input on market conditions from financial consultants who closely monitor financial market conditions.

The Finance Director of the City is charged with overseeing and implementing the provisions of this policy.

II. DEBT ISSUANCE POLICY

The City Manager and the Finance Director are responsible for the administration of the City’s financial policies. The City Commission is responsible for the approval of any form of the City’s borrowing and the details associated therewith. Prior to the issuance of any debt, the City Manager and Finance Director must:

- Justify the reason for the issuance of debt obligations;
 - Present the debt proposal to the Finance Board for their review and comment;
 - Ensure that the life of the debt is less than the life of the assets acquired or constructed with debt proceeds;
 - Identify the resources committed to paying the principal and interest on the debt;
 - Will not issue debt obligations or use debt proceeds to finance current operations;
 - Properly account for the use of the debt proceeds and repayment of the debt.
- A. Short Term Debt** – Short-term debt can be used to diversify a debt portfolio, reduce interest costs, provide interim funding for capital projects and improve the match of assets to liabilities. The City will not issue short-term debt for operating needs; however, use of short-term debt in emergency situations is not precluded. The City may issue commercial paper and other forms of variable rate debt from time to time, the City will favor fixed rate debt over variable rate debt but its use will generally be restricted to providing interim financing for capital projects.
- B. Long Term Debt** – Long term debt will be used to finance essential capital projects and certain equipment where it is cost effective and prudent. Long term debt, which includes lease financings, will not be used to fund the City’s operations. The City will avoid the use of long-term debt to finance items traditionally funded in the annual operating budget such as retirement contributions, facility maintenance, repairs, recurring equipment purchases, etc. The useful life of the asset or project shall exceed the payout schedule of any debt issued by the City.
- C. Tax-Exempt and Taxable Debt** - The City may issue debt as tax-exempt debt or taxable debt. The City has traditionally issued tax-exempt debt, which results in significant interest cost savings compared with the interest

cost on taxable debt. Accordingly, all of the City's debt should be issued to take advantage of the exemption from federal income taxes unless prohibited by federal law or applicable federal regulations.

III. LIMITATIONS ON INDEBTEDNESS

The Florida Constitution, Florida Statutes and the City Charter do not set any limitations on the amount of debt that can be issued. For debt issued by the City, the following limitations will apply:

- The City will strive to maintain a high reliance on pay-as-you-go financing for its capital improvements and capital assets.
- For the issuance of revenue bonds backed by special revenues received by the city, the revenues must be sufficient to meet the minimum debt service coverage requirements in the bond covenants.
- For the issuance of revenue bonds supported by business-type activities, the net revenues of business-type activities pledged for debt service must be sufficient to meet the minimum debt service coverage requirements in the bond covenants.
- For the issuance of special assessment bonds, the City shall adopt assessments on the benefitting properties sufficient to pay the annual debt service of the bonds.

When analyzing the appropriateness of a debt issuance, the City shall compare generally accepted measures of affordability to current values for the City. These measures shall include, but not be limited to the following targets, which the City will generally strive to maintain:

- For the issuance of debt backed by ad valorem taxes, the Florida State Constitution requires approval by a majority of electors in the City. As a goal, the City will maintain its net direct debt at a level not to exceed five percent (5%) of the assessed valuation of taxable property within the City unless otherwise directed by the City Commission.

- The City's overall outstanding ratio of annual governmental fund debt service as a percent of total annual governmental fund revenues shall not exceed twenty percent (20%).

In assessing affordability, the City shall also examine the direct costs and benefits of the proposed project. The decision of whether or not to assume new debt shall be based on these costs and benefits, current conditions of the municipal bond market, and the City's ability to afford new debt as determined by the aforementioned measurements.

IV. DEBT STRUCTURE

- A. The City will utilize various debt structures to accomplish its financing goals, including the use of premium bonds, discount bonds, capital appreciation bonds and capitalized interest when appropriate.
- B. Call provisions for the City's bond issues shall be made as short as possible consistent with the lowest interest cost to City. When possible, all City bonds shall be callable only at par.
- C. Bond insurance will be used when it provides a suitable economic savings for the City. Credit enhancement may take other forms such as Letters of Credit (LOC) and may be used if economically beneficial to the City.
- D. The final maturity of a long-term debt issue should generally not exceed thirty (30) years unless otherwise directed by the City Commission.
- E. The City shall not use interest rate derivatives, or swaps, as a debt management tool, unless the City separately adopts a swap policy.

V. METHOD OF SALE

The City's debt obligations may be sold by competitive or negotiated sale methods. The selected method of sale depends upon the option which is expected to result in the lowest cost and most favorable terms to the City given the financial structure used, market conditions, and prior experience. A determination of the appropriate method of sale will be made by City staff prior to each financing working in concert with the City's Financial Advisor.

VI. SELECTION OF FINANCIAL CONSULTANTS AND SERVICES PROVIDERS

The Finance Director, with input from the City Manager, will be responsible for the establishment of the debt financing team including bond counsel, municipal advisor, and disclosure counsel. The nature and composition of the debt financing team may depend on several factors, including the type of debt issued and procedural requirements for the type of debt. Any consultant or service provider contracting with the City must meet the City's contract and insurance requirements, and must meet any regulatory requirements applicable to the services being provided. The City will maintain professional service agreements with qualified professionals related to the issuance and management of debt, which may include but not be limited to, bond counsel, municipal advisor, disclosure counsel, arbitrage rebate consultant, and dissemination agent, among others.

VII. DEBT REFUNDINGS

The City's staff and the Financial Advisor shall monitor the municipal bond market for opportunities to obtain interest savings by refunding outstanding debt. Current tax law does not allow the issuance of tax-exempt advance refunding bonds. There is no similar limitation for tax-exempt current refunding bonds. The following guidelines should apply to the issuance of refunding bonds, unless circumstances warrant a deviation therefrom:

- Current refunding's should have a minimum target savings level measured on a present value basis equal to 3% of the par amount of bonds being refunded.
- Advance refunding's, if and when applicable, should have a minimum target savings level measured on a present value basis equal to 5% of the par amount of bonds being refunded.

There may be compelling public policy objectives to move forward with refunding that do not exceed these savings guidelines, such as eliminating restrictive bond covenants or providing additional financial flexibility.

VIII. CONTINUING DISCLOSURE

To ensure clear, comprehensive, and accurate financial information, the City is committed to meeting secondary disclosure requirements on a timely and comprehensive basis, cooperating fully with the rating agencies, institutional and individual investors, County departments and agencies, other levels of government, and the general public. Complete and accurate disclosure supports the taxable or tax-exempt status of bonds issued by the City and provides transparency regarding the City financials and operations. The City is committed to providing continuing disclosure of financial and pertinent credit information relevant to the City's outstanding securities and will abide by provisions of Securities and Exchange Commission (SEC) Rule 15c2-12 concerning primary and secondary market disclosure.

IX. POST ISSUANCE COMPLIANCE

The City understands the importance of post-issuance compliance requirements applicable to tax-advantaged bonds. To ensure the continued tax-advantaged status of the City's bond issues, the City will monitor (1) the qualified use of proceeds and financed property and (2) arbitrage yield restriction and rebate requirements of the Federal tax code. Arbitrage in the municipal bond market is the difference in the interest paid on the tax-exempt bonds and the interest earned by investing the bond proceeds in taxable securities

COMPARISON OF FY 2023 OUTSTANDING DEBT TO DEBT POLICY

The City's overall outstanding ratio of total annual government debt service exclusive of enterprise funds, internal service funds, and special assessment debt service, to total annual government revenue **shall not exceed 20%**;

Total Annual Debt Service 2023 - Governmental Funds	\$	6,149,639
Total Annual Revenue 2023 - Governmental Funds	\$	44,906,268
Ratio		13.7%

The City's maximum ratio of outstanding capital debt to the property tax base **shall not exceed 5%**;

Capital Debt Outstanding 2023 - Governmental Funds	\$	68,501,962
City of Dunedin Property Tax Base 2023	\$	3,735,562,115
Ratio		1.8%

Purpose	Issue Date	Type	Lender	Issue Amount	Balance @ 9/30/2023	Coupon Range	Maturity/ Call Date
Enterprise Funds Debt							
Stormwater Capital	01/15/21	Loan	STI	\$ 3,968,000	\$ 3,427,000	1.390%	10/1/2032
Stormwater Capital	06/08/12	Bond	Bank of NY**	1,361,114	550,528	3.000% - 5.000%	10/1/2027
Water/Wastewater Capital	06/08/12	Bond	Bank of NY**	16,538,886	6,689,471	3.000% - 5.000%	10/1/2027
Stormwater Capital	12/18/14	Bond	Bank of NY	6,120,000	5,050,000	2.000% - 4.000%	10/1/2044
Solid Waste Cap. Lease 2019	07/12/19	Cap. Lease	Bank of America	191,584	39,974	2.160%	7/12/2024
Solid Waste Cap. Lease 2020	09/04/20	Cap. Lease	Bank of America	503,484	206,947	1.850%	9/4/2025
Solid Waste Cap. Lease 2022	01/21/22	Cap. Lease	Bank of America	333,808	269,265	1.690%	1/21/2027
Solid Waste Cap. Lease 2023	06/27/23	Cap. Lease	Bank of America	1,317,747	1,317,747	3.810%	6/27/2028
Water Treatment Plant	April 2018	State Revolving Fund	State of Florida	31,800,000	30,331,206	1.030%	5/15/2042
Subtotal:					\$ 47,882,139		

** Bond Insurance through Assured Guaranty Corp, policy#214829-N/R

Governmental Funds Debt							
Fire Station (2018B)	12/13/18	Bond	US Bank	\$ 840,000	\$ 550,000	5.000%	10/1/2028
Community Center	01/23/15	Bond	TD Bank N.A.	6,505,000	1,965,000	1.960%	10/1/2025
Spring Training (Series 2018)	12/13/18	Bond	US Bank	12,310,000	10,810,000	5.000%	10/1/2038
Spring Training (Series 2018A)	12/13/18	Bond	US Bank	20,225,000	18,000,000	2.990% - 4.750%	10/1/2043
New City Hall	06/16/21	Note	Key Gov't Finance	20,711,000	17,620,000	1.239%	10/1/2029
Parking Lot Property (2021B)	11/18/21	Note	Sterling National Bank	4,114,000	3,458,000	1.515%	8/1/2032
Subtotal:					\$ 52,403,000		
Grand Total City Wide Debt:					\$ 100,285,139		

Credit Rating

The City of Dunedin issuer credit rating from S&P Global ratings is AA+ with stable outlook.

DEBT PRINCIPAL OUTSTANDING BY FUND & PURPOSE

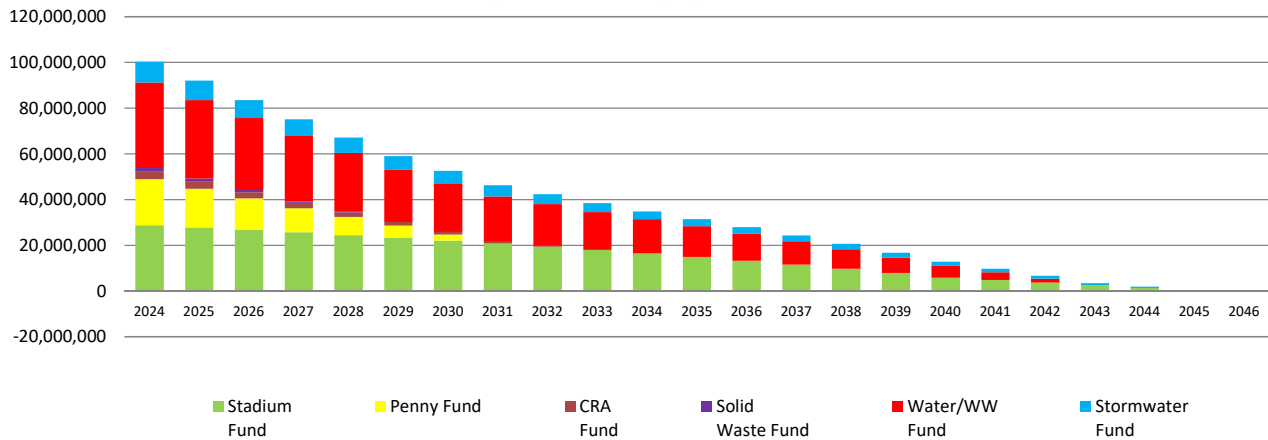
as of 09/30/2023

Purpose	Community		New	Parking Lot	Water/WW		Stormwater		
	Stadium	Center	Fire Station	City Hall	Property	Vehicles	Capital	Capital	
Fund	Stadium Fund	Penny Fund	Penny Fund	Penny Fund	CRA Fund	Solid Waste Fund	Water/WW Fund	Stormwater Fund	TOTAL

Fiscal Year

2024	\$ 28,810,000	\$ 1,965,000	\$ 550,000	\$ 17,620,000	\$ 3,458,000	\$1,833,933	\$ 37,020,677	\$ 9,027,528	\$ 100,285,139
2025	27,800,000	1,325,000	470,000	15,195,000	3,097,000	1,381,583	34,298,648	8,448,635	92,015,866
2026	26,745,000	670,000	385,000	12,740,000	2,730,000	956,896	31,496,657	7,855,419	83,578,972
2027	25,645,000	-	295,000	10,254,000	2,358,000	625,844	28,642,266	7,254,161	75,074,271
2028	24,500,000	-	200,000	7,738,000	1,980,000	283,618	25,766,045	6,635,481	67,103,145
2029	23,305,000	-	100,000	5,190,000	1,596,000	(0)	22,828,230	6,003,000	59,022,230
2030	22,055,000	-	-	2,611,000	1,206,000	-	21,302,377	5,478,000	52,652,377
2031	20,755,000	-	-	-	810,000	-	19,760,807	4,943,000	46,268,807
2032	19,390,000	-	-	-	408,000	-	18,203,359	4,393,000	42,394,359
2033	17,965,000	-	-	-	-	-	16,629,869	3,834,000	38,428,869
2034	16,470,000	-	-	-	-	-	15,040,172	3,260,000	34,770,172
2035	14,910,000	-	-	-	-	-	13,434,102	3,040,000	31,384,102
2036	13,275,000	-	-	-	-	-	11,811,489	2,810,000	27,896,489
2037	11,560,000	-	-	-	-	-	10,172,163	2,575,000	24,307,163
2038	9,765,000	-	-	-	-	-	8,515,952	2,330,000	20,610,952
2039	7,880,000	-	-	-	-	-	6,842,682	2,075,000	16,797,682
2040	5,905,000	-	-	-	-	-	5,152,177	1,810,000	12,867,177
2041	4,830,000	-	-	-	-	-	3,444,260	1,535,000	9,809,260
2042	3,705,000	-	-	-	-	-	1,718,752	1,250,000	6,673,752
2043	2,525,000	-	-	-	-	-	-	955,000	3,480,000
2044	1,290,000	-	-	-	-	-	-	650,000	1,940,000
2045	-	-	-	-	-	-	-	330,000	330,000
2046	-	-	-	-	-	-	-	-	-

Debt Principal Outstanding by Fund as of 09/30/2023



FUTURE DEBT SERVICE BY FUND
as of 09/30/2023

Fund	Stadium Fund	Penny Fund	CRA Fund	Solid Waste Fund	Water/WW Fund	Stormwater Fund	TOTAL
Fiscal Year							
2024	2,327,855	3,406,031	413,389	511,800	3,247,693	826,793	10,733,560
2025	2,329,726	3,408,983	413,920	470,962	3,261,876	828,715	10,714,181
2026	2,328,919	3,412,014	413,360	364,608	3,258,359	824,160	10,601,419
2027	2,325,410	2,734,835	413,724	364,608	3,220,344	827,537	9,886,457
2028	2,324,057	2,735,589	413,997	294,424	3,219,143	826,709	9,813,918
2029	2,324,712	2,729,827	414,179	-	1,767,535	705,822	7,942,075
2030	2,317,324	2,627,175	414,271	-	1,767,535	703,692	7,829,997
2031	2,321,794	-	414,272	-	1,767,535	706,192	5,209,792
2032	2,317,843	-	414,181	-	1,767,535	702,330	5,201,888
2033	2,320,130	-	-	-	1,767,535	704,105	4,791,769
2034	2,313,467	-	-	-	1,767,535	338,975	4,419,977
2035	2,312,075	-	-	-	1,767,535	339,975	4,419,585
2036	2,310,950	-	-	-	1,767,535	335,969	4,414,454
2037	2,305,945	-	-	-	1,767,535	336,969	4,410,449
2038	2,306,818	-	-	-	1,767,535	337,594	4,411,946
2039	2,303,325	-	-	-	1,767,535	337,844	4,408,704
2040	1,329,956	-	-	-	1,767,535	337,719	3,435,210
2041	1,327,706	-	-	-	1,767,535	337,219	3,432,460
2042	1,327,963	-	-	-	1,743,006	336,344	3,407,312
2043	1,325,606	-	-	-	-	335,094	1,660,700
2044	1,320,638	-	-	-	-	338,375	1,659,013
2045	-	-	-	-	-	336,188	336,188
2046	-	-	-	-	-	-	-
<hr/>							
	\$ 43,722,216	\$ 21,054,455	\$ 3,725,291	\$ 2,006,400	\$ 40,928,376	\$ 11,704,317	\$ 123,141,055

Below is a list of anticipated future debt issues that are included in the Budget Summary - Long Range Financial Plan worksheets but are not included this section's debt schedules:

Fund	Amount	Estimated Interest Rate	Estimated Term / Years	Estimated FY	Purpose
Penny	\$ 6,577,000	4.10%	6	2025	Highlander Pool
CRA/General	\$ 5,072,316	4.10%	20	2025	Parking Garage
CRA/General	\$ 3,780,000	4.10%	20	2024	Skinner Blvd.
General	\$ 901,000	4.00%	7	2025	Fire Truck
Solid Waste	\$ 1,034,000	4.50%	5	2025	Vehicles - 2024
Solid Waste	\$ 1,257,200	4.50%	5	2026	Vehicles - 2025
Solid Waste	\$ 672,600	4.50%	5	2027	Vehicles - 2026
Solid Waste	\$ 709,300	4.50%	5	2028	Vehicles - 2027
Solid Waste	\$ 454,931	4.50%	5	2029	Vehicles - 2028
Solid Waste	\$ 1,051,100	4.50%	5	2030	Vehicles - 2029
Golf Operations	\$ 2,500,000	4.20%	10	2024	Golf Club Renovation & Transition
Water/WW	\$ 400,000	1.03%	20	2024	Water Treatment Plant
Water/WW	\$ 29,217,784	2.50%	20	2024	Wastewater Projects - SRF Loan

FUTURE DEBT SERVICE BY FUND

as of 09/30/2023

Fund	111 Stadium Fund	134 Penny Fund	660 CRA Fund	440 Solid Waste Fund	441 Water/WW Fund	443 Stormwater Fund	TOTAL
Fiscal Year							
2024 Principal	1,010,000	3,145,000	361,000	452,350	2,722,030	578,893	10,733,560
Interest	1,317,855	261,031	52,389	59,450	525,663	247,899	
2025 Principal	1,055,000	3,195,000	367,000	424,687	2,801,991	593,216	10,714,181
Interest	1,274,726	213,983	46,920	46,275	459,885	235,499	
2026 Principal	1,100,000	3,246,000	372,000	331,052	2,854,391	601,258	10,601,419
Interest	1,228,919	166,014	41,360	33,556	403,968	222,902	
2027 Principal	1,145,000	2,611,000	378,000	342,226	2,876,220	618,680	9,886,457
Interest	1,180,410	123,835	35,724	22,381	344,124	208,857	
2028 Principal	1,195,000	2,648,000	384,000	283,618	2,937,815	632,481	9,813,918
Interest	1,129,057	87,589	29,997	10,806	281,327	194,228	
2029 Principal	1,250,000	2,679,000	390,000	-	1,525,853	525,000	7,942,075
Interest	1,074,712	50,827	24,179	-	241,682	180,822	
2030 Principal	1,300,000	2,611,000	396,000	-	1,541,570	535,000	7,829,997
Interest	1,017,324	16,175	18,271	-	225,965	168,692	
2031 Principal	1,365,000	-	402,000	-	1,557,448	550,000	5,209,792
Interest	956,794	-	12,272	-	210,087	156,192	
2032 Principal	1,425,000	-	408,000	-	1,573,490	559,000	5,201,888
Interest	892,843	-	6,181	-	194,045	143,330	
2033 Principal	1,495,000	-	-	-	1,589,697	574,000	4,791,769
Interest	825,130	-	-	-	177,838	130,105	
2034 Principal	1,560,000	-	-	-	1,606,070	220,000	4,419,977
Interest	753,467	-	-	-	161,465	118,975	
2035 Principal	1,635,000	-	-	-	1,622,613	230,000	4,419,585
Interest	677,075	-	-	-	144,922	109,975	
2036 Principal	1,715,000	-	-	-	1,639,326	235,000	4,414,454
Interest	595,950	-	-	-	128,209	100,969	
2037 Principal	1,795,000	-	-	-	1,656,211	245,000	4,410,449
Interest	510,945	-	-	-	111,324	91,969	
2038 Principal	1,885,000	-	-	-	1,673,270	255,000	4,411,946
Interest	421,818	-	-	-	94,265	82,594	
2039 Principal	1,975,000	-	-	-	1,690,505	265,000	4,408,704
Interest	328,325	-	-	-	77,030	72,844	
2040 Principal	1,075,000	-	-	-	1,707,917	275,000	3,435,210
Interest	254,956	-	-	-	59,618	62,719	
2041 Principal	1,125,000	-	-	-	1,725,508	285,000	3,432,460
Interest	202,706	-	-	-	42,027	52,219	
2042 Principal	1,180,000	-	-	-	1,718,752	295,000	3,407,312
Interest	147,963	-	-	-	24,254	41,344	
2043 Principal	1,235,000	-	-	-	-	305,000	1,660,700
Interest	90,606	-	-	-	-	30,094	
2044 Principal	1,290,000	-	-	-	-	320,000	1,659,013
Interest	30,638	-	-	-	-	18,375	
2045 Principal	-	-	-	-	-	330,000	336,188
Interest	-	-	-	-	-	6,188	
2046 Principal	-	-	-	-	-	-	-
Interest	-	-	-	-	-	-	
TOTAL	\$ 43,722,216	\$ 21,054,455	\$ 3,725,291	\$ 2,006,400	\$ 40,928,376	\$ 11,704,317	\$ 123,141,055

DUNEDIN

Home of Honeymoon Island

This page intentionally left blank.



BUDGET SUMMARY

*FY 2024 ADOPTED
OPERATING &
CAPITAL BUDGET*



This Page Intentionally Left Blank

RESOLUTION 23-13

A RESOLUTION OF THE CITY COMMISSION OF THE CITY OF DUNEDIN, FLORIDA, ADOPTING THE FINAL OPERATING AND CAPITAL BUDGET FOR THE CITY OF DUNEDIN, FLORIDA, FOR THE FISCAL YEAR COMMENCING OCTOBER 1, 2023 AND ENDING SEPTEMBER 30, 2024; AND PROVIDING FOR AN EFFECTIVE DATE

WHEREAS, the City is required to adopt the final budget in accordance with the procedures set forth in section 200.065, Florida Statutes; and

WHEREAS, the City Commission has examined and carefully considered the Fiscal Year 2023-24 Tentative Operating and Capital Budget; and

WHEREAS, the City Commission held a public hearing and adopted the Tentative Fiscal Year 2023-24 Operating and Capital Budget at a public meeting on September 06, 2023; and

WHEREAS, the City of Dunedin, Florida, set forth the appropriations, revenue and balance estimates for the Final Operating and Capital Budget for the Fiscal Year 2023-24 in the amount of \$133,282,528, as detailed in Exhibit A.

NOW, THEREFORE, BE IT RESOLVED BY THE CITY COMMISSION OF THE CITY OF DUNEDIN, FLORIDA, IN SESSION DULY AND REGULARLY ASSEMBLED, THAT:


SECTION 1. The above recitals are true, correct, and incorporated by reference as if set forth fully herein.

SECTION 2. The Fiscal Year 2023-24 Final Operating and Capital Budget, attached hereto as Exhibit A, including such changes as directed and approved by the City Commission, if any, is hereby adopted for the Fiscal Year commencing October 1, 2023 and ending September 30, 2024.


SECTION 3. From the effective date of said budget, the amounts stated therein as proposed expenditures shall be and become available for appropriation to the several objects and purposes identified in said budget.

SECTION 4. This Resolution shall become effective immediately upon its passage and adoption.


PASSED AND ADOPTED BY THE CITY COMMISSION OF THE CITY OF DUNEDIN, FLORIDA, THIS 21st DAY OF SEPTEMBER 2023.


Julie Ward Bujalski
Mayor

ATTEST:


Rebecca Schlichter
City Clerk

APPROVED AS TO FORM:


Jennifer Cowan
City Attorney

BUDGET SUMMARY CITY OF DUNEDIN, FLORIDA - FY 2024

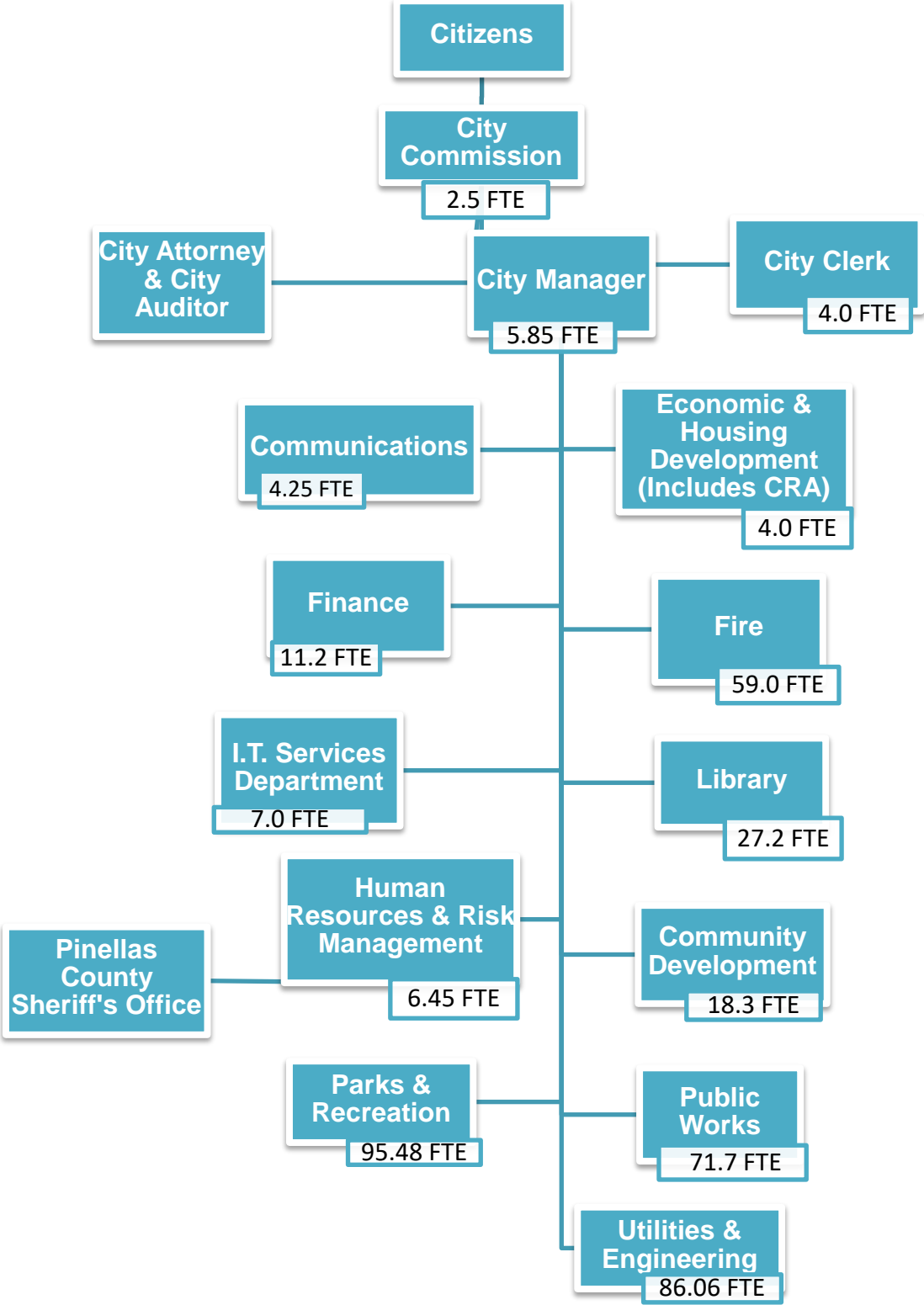
THE PROPOSED OPERATING AND CAPITAL BUDGET EXPENDITURES OF THE CITY OF DUNEDIN, FL FOR FY 2024 ARE 18% HIGHER THAN LAST YEAR'S TOTAL OPERATING AND CAPITAL EXPENDITURES.

Millage Rate 4.1345	General Fund FY 2024	Special Revenue Funds FY 2024	Enterprise Funds FY 2024	Net Total (w/o internal service funds) FY 2024	Internal Service Funds FY 2024	TOTAL BUDGET FY 2024
Beginning Reserves* 10/1/2023 <i>(includes restricted and assigned)</i>	\$ 13,183,890	\$ 19,762,561	\$ 51,955,281	\$ 84,901,732	\$ 19,229,241	\$ 104,130,973
ESTIMATED REVENUES:						
Property Taxes	\$ 15,607,451	\$ 2,034,281	\$ -	\$ 17,641,732	\$ -	\$ 17,641,732
Other Taxes	5,468,000	6,103,300	-	11,571,300	-	11,571,300
Licenses, Permits, Fees	3,364,075	1,160,500	362,800	4,887,375	-	4,887,375
Intergovernmental Revenue	5,617,100	1,000,000	1,988,322	8,605,422	-	8,605,422
Charges for Services	7,906,539	358,000	34,292,529	42,557,068	-	42,557,068
Fines & Forfeitures	169,600	-	128,000	297,600	-	297,600
Miscellaneous Revenues	924,110	2,484,400	1,835,435	5,243,945	88,500	5,332,445
Internal Service Charges	-	-	-	-	17,175,359	17,175,359
TOTAL REVENUES	\$ 39,056,875	\$ 13,140,481	\$ 38,607,086	\$ 90,804,442	\$ 17,263,859	\$ 108,068,301
Debt Proceeds	-	10,357,000	-	10,357,000	-	10,357,000
Transfers In	28,400	882,152	234,860	1,145,412	-	1,145,412
TOTAL REVENUES AND OTHER FINANCING SOURCES	\$ 39,085,275	\$ 24,379,633	\$ 38,841,946	\$ 102,306,854	\$ 17,263,859	\$ 119,570,713
TOTAL ESTIMATED REVENUES AND BEGINNING RESERVES	\$ 52,269,166	\$ 44,142,194	\$ 90,797,227	\$ 187,208,587	\$ 36,493,100	\$ 223,701,686
EXPENDITURES/EXPENSES:						
General Government	\$ 7,378,826	\$ 210,000	\$ -	\$ 7,588,826	\$ -	\$ 7,588,826
Public Safety	15,739,199	1,418,625	-	17,157,824	-	17,157,824
Culture and Recreation	15,931,809	13,410,585	-	29,342,394	-	29,342,394
Economic Environment	-	10,903,375	-	10,903,375	-	10,903,375
Transportation	2,166,996	1,723,000	-	3,889,996	-	3,889,996
Solid Waste	-	-	7,581,224	7,581,224	-	7,581,224
Water/Wastewater	-	-	22,263,620	22,263,620	-	22,263,620
Stormwater	-	-	5,154,702	5,154,702	-	5,154,702
Marina	-	-	620,898	620,898	-	620,898
Golf Operations	-	-	1,541,434	1,541,434	-	1,541,434
Internal Services	-	-	-	-	17,762,826	17,762,826
Debt Service	188,593	6,691,045	1,450,349	8,329,987	10	8,329,997
TOTAL EXPENDITURES/EXPENSES	\$ 41,405,423	\$ 34,356,630	\$ 38,612,227	\$ 114,374,280	\$ 17,762,836	\$ 132,137,116
Transfers Out	629,860	46,852	468,700	1,145,412	-	1,145,412
TOTAL EXPENDITURES/EXPENSES AND OTHER FINANCING USES	\$ 42,035,283	\$ 34,403,482	\$ 39,080,927	\$ 115,519,692	\$ 17,762,836	\$ 133,282,528
Ending Reserves* 9/30/2024 <i>(includes restricted and assigned)</i>	10,233,883	9,738,712	\$ 51,716,300	71,688,895	18,730,264	90,419,158
TOTAL APPROPRIATED EXPENDITURES AND ENDING RESERVES	\$ 52,269,166	\$ 44,142,194	\$ 90,797,227	\$ 187,208,587	\$ 36,493,100	\$ 223,701,686



This page intentionally left blank.

City of Dunedin Organizational Chart 402.99 FTE





This page intentionally left blank.

FULL-TIME EQUIVALENT (FTE) POSITIONS BY DEPARTMENT

DEPARTMENT	FINAL BUDGET FY 2021	FINAL BUDGET FY 2022	ESTIMATED BUDGET FY 2023	ADOPTED BUDGET FY 2024	FTE CHG
City Commission	2.50	2.50	2.50	2.50	-
CITY COMMISSION DEPARTMENT TOTAL	2.50	2.50	2.50	2.50	-
City Attorney	-	-	-	-	-
CITY ATTORNEY DEPARTMENT TOTAL	-	-	-	-	-
City Clerk	5.00	5.00	4.00	4.00	-
CITY CLERK DEPARTMENT TOTAL	5.00	5.00	4.00	4.00	-
City Manager	5.00	4.85	4.85	5.85	1.00
CITY MANAGER DEPARTMENT TOTAL	5.00	4.85	4.85	5.85	1.00
Communications	4.00	4.00	4.25	4.25	-
COMMUNICATIONS DEPARTMENT TOTAL	4.00	4.00	4.25	4.25	-
Economic Housing & Development	1.54	2.25	2.25	2.25	-
CRA	2.19	1.75	1.75	1.75	-
ECO. & HSG. DEVELOPMENT DEPT. TOTAL	3.73	4.00	4.00	4.00	-
Finance/Accounting	10.00	10.00	10.20	11.20	1.00
FINANCE DEPARTMENT TOTAL	10.00	10.00	10.20	11.20	1.00
Fire Admin	10.00	10.00	10.00	10.00	-
Fire Ops	36.00	36.00	36.00	36.00	-
EMS	10.00	10.00	13.00	13.00	-
FIRE DEPARTMENT TOTAL	56.00	56.00	59.00	59.00	-
Human Resources	2.08	2.08	2.83	2.83	-
Risk Management	2.47	2.37	2.37	2.37	-
Health/Benefits	1.25	1.25	1.25	1.25	-
HR & RISK MGMT DEPARTMENT TOTAL	5.80	5.70	6.45	6.45	-
Law Enforcement	-	-	-	-	-
LAW ENFORCEMENT DEPARTMENT TOTAL	-	-	-	-	-
IT Services	6.00	7.00	7.00	7.00	-
IT SERVICES DEPARTMENT TOTAL	6.00	7.00	7.00	7.00	-
Library	25.20	25.70	25.70	27.20	1.50
LIBRARY DEPARTMENT TOTAL	25.20	25.70	25.70	27.20	1.50
Parks & Rec Admin	5.85	6.00	6.00	6.00	-
Parks Maintenance	32.80	32.80	32.80	33.80	1.00
Recreation	42.83	42.83	43.03	44.03	1.00
Golf Operations	-	-	9.10	9.10	-
Marina	2.55	2.55	2.55	2.55	-
Stadium	-	-	-	-	-
PARKS & RECREATION DEPT. TOTAL	84.03	84.18	93.48	95.48	2.00
Community Development	6.95	7.65	7.65	7.65	-
Building Services	10.55	10.65	10.65	10.65	-
COMMUNITY DEVELOPMENT. DEPT. TOTAL	17.50	18.30	18.30	18.30	-

FULL-TIME EQUIVALENT (FTE) POSITIONS BY DEPARTMENT CONTINUED

DEPARTMENT	FINAL BUDGET FY 2021	FINAL BUDGET FY 2022	ESTIMATED BUDGET FY 2023	ADOPTED BUDGET FY 2024	FTE CHG
Stormwater	14.66	15.36	15.56	17.43	1.87
Sanitation and Recycling - Administration	6.00	6.00	6.40	6.80	0.40
Sanitation and Recycling - Residential	10.00	10.00	10.00	10.00	-
Sanitation and Recycling - Commercial	5.00	5.00	5.00	5.00	-
Fleet	9.00	9.00	9.20	9.40	0.20
Streets	10.36	9.66	9.76	9.53	(0.23)
Facilities Maintenance	11.68	11.68	11.78	13.54	1.76
PUBLIC WORKS DEPARTMENT TOTAL	66.70	66.70	67.70	71.70	4.00
Engineering	13.50	13.14	12.14	12.14	-
Utility Billing	6.34	6.00	6.00	6.00	-
Water- Administration	3.33	3.33	3.33	3.33	-
Water- Production	12.00	12.00	12.00	13.00	1.00
Water- Distribution & Reclaimed	15.63	15.63	15.63	15.63	-
Wastewater- Administration	1.33	1.33	1.33	1.33	-
Wastewater- Treatment	18.00	18.00	18.00	18.00	-
Wastewater- Collection	16.00	16.63	16.63	16.63	-
UTILITIES & ENGINEERING DEPARTMENT TOTAL	86.13	86.06	85.06	86.06	1.00
TOTAL CITYWIDE FTE	377.59	379.99	392.49	402.99	10.50

FULL-TIME EQUIVALENT (FTE) POSITIONS BY TYPE

TYPE	FINAL BUDGET FY 2021	FINAL BUDGET FY 2022	ESTIMATED BUDGET FY 2023	ADOPTED BUDGET FY 2024	FTE CHG
CITYWIDE REGULAR FTE	359.23	361.00	372.00	382.50	10.50
CITYWIDE VARIABLE/ON-DEMAND FTE	18.36	18.99	20.49	20.49	-
TOTAL CITYWIDE FTE	377.59	379.99	392.49	402.99	10.50

FULL-TIME EQUIVALENT (FTE) POSITIONS BY FUND

FUND	FINAL BUDGET FY 2021	FINAL BUDGET FY 2022	ESTIMATED BUDGET FY 2023	ADOPTED BUDGET FY 2024	FTE CHG
General Fund	210.11	211.32	214.82	220.09	5.27
Building Fund	10.55	10.65	10.65	10.65	-
CRA Fund	2.19	1.75	1.75	1.75	-
Solid Waste Fund	21.00	21.00	21.40	21.80	0.40
Water/Wastewater Fund	86.13	86.06	85.06	86.06	1.00
Stormwater Fund	14.66	15.36	15.56	17.43	1.87
Marina Fund	2.55	2.55	2.55	2.55	-
Golf Operations Fund	-	-	9.10	9.10	-
Fleet Fund	9.00	9.00	9.20	9.40	0.20
Facilities Maintenance Fund	11.68	11.68	11.78	13.54	1.76
Risk Safety Fund	2.47	2.37	2.37	2.37	-
Health Benefits Fund	1.25	1.25	1.25	1.25	-
IT Services Fund	6.00	7.00	7.00	7.00	-
Parking Fund	-	-	-	-	-
TOTAL CITYWIDE FTE	377.59	379.99	392.49	402.99	10.50

PERSONNEL CHANGES BY POSITION							
POSITION	DEPARTMENT	ESTIMATED BUDGET FY 2023	ADOPTED BUDGET FY 2024	FTE IMPACT	FISCAL IMPACT	FUND	COMMENTS
Strategy & Sustainability Manager	City Manager	1.00	1.00	0.00	\$ 6,372	General	Position Reclass Pay grade change
Buyer	Finance	0.00	1.00	1.00	\$ 66,854	General	New Positon
Deputy Fire Marshal	Fire	1.00	1.00	0.00	\$ 10,661	General	Position Reclass Pay grade change
Senior Administrative Assistant	Library	0.00	1.00	1.00	\$ -	General	Employee Transfer for New Position
Library Assistant	Library	0.00	0.50	0.50	\$ -	General	Increased VOD staff
Senior Administrative Assistant	Parks & Recreation	1.00	1.00	0.00	\$ 3,051	General	Position Reclass Pay grade change
Horticultural Technician	Parks & Recreation	0.00	1.00	1.00	\$ 54,025	General	New Positon
Youth Services Recreation Coordinator	Parks & Recreation	0.00	1.00	1.00	\$ 86,319	General	New Positon
Craftworker II	Public Works	0.00	1.00	1.00	\$ 54,025	Facilities	New Positon
Lead Craftworker (HVAC)	Public Works	0.00	1.00	1.00	\$ 69,154	Facilities	New Positon
Environmental Specialist I	Public Works	0.00	1.00	1.00	\$ 61,538	Solid Waste	New Positon approved as Sanitation and Reycling Program Specialist
Business Analyst	Public Works	0.00	1.00	1.00	\$ 66,854	Stormwater	New Positon
Environmental Specialist I	Public Works	0.00	1.00	1.00	\$ 61,538	Stormwater	New Positon
Assistant Public Works Director	Streets	0.33	0.10	-0.23			The Division Director of Public Services position was reclassified to the Assistant Director of Public Works position.
	Stormwater	0.33	0.20	-0.13			
	Facilities	0.34	0.10	-0.24			The Assistant Director of Public Works was reclassified across all Public Works Divisions
	Solid Waste	0.00	0.40	0.40			
	Fleet	0.00	0.20	0.20			
Fleet Foreman	Fleet	1.00	1.00	0.00	\$ 5,850	General	Position Reclass Pay grade change
Water Maintenance Mechanic	Utilities	0.00	1.00	1.00	\$ 63,638	Water/WW	New Positon
CITYWIDE FTE & FISCAL IMPACT		5.00	15.50	10.50	\$ 609,879		

IMPACT OF PERSONNEL CHANGES BY FUND					
FUND	ESTIMATED BUDGET FY 2023	ADOPTED BUDGET FY 2024	FTE IMPACT	FISCAL IMPACT	COMMENTS
General Fund	214.82	220.09	5.27	\$ 233,132	
Building Fund	10.65	10.65	0.00	-	
CRA Fund	1.75	1.75	0.00	-	
Solid Waste Fund	21.40	21.80	0.40	61,538	
Water/Wastewater Fund	85.06	86.06	1.00	63,638	
Stormwater Fund	15.56	17.43	1.87	128,392	
Marina Fund	2.55	2.55	0.00	-	
Golf Operations Fund	9.10	9.10	0.00	-	
Fleet Fund	9.20	9.40	0.20	-	
Facilities Maintenance Fund	11.78	13.54	1.76	123,179	
Risk Safety Fund	2.37	2.37	0.00	-	
Health Benefits Fund	1.25	1.25	0.00	-	
IT Services Fund	7.00	7.00	0.00	-	
CITYWIDE FTE & FISCAL IMPACT	392.49	402.99	10.50	\$ 609,879	

Details on the FY 2024 Personnel Requests and updates on prior year requests can be found in Appendix C of this document.

ALL FUNDS BUDGET SUMMARY

	FY 2021	FY 2022	FY 2023	FY 2024	%	\$
	Actual	Actual	Budget	Adopted Budget	Change	Change
EXECUTIVE SALARIES	\$ 1,804,525	\$ 1,881,820	\$ 2,034,900	\$ 2,095,536	3%	\$ 60,636
REG SALARIES AND WAGES*	16,971,892	17,471,566	19,930,875	21,086,289	6%	1,155,414
OTHER SALARIES & WAGES	402,067	527,293	657,586	602,200	-8%	(55,386)
OVERTIME	981,145	1,070,556	756,658	1,203,069	59%	446,411
SPECIAL PAY	351,146	371,553	437,276	589,600	35%	152,324
TOTAL WAGES	\$ 20,510,774	\$ 21,322,787	\$ 23,817,295	\$ 25,576,694	7%	\$ 1,759,399
FICA TAXES	\$ 1,496,888	\$ 1,572,890	\$ 1,814,475	\$ 1,968,069	8%	\$ 153,594
RETIREMENT CONTRIBUTIONS	1,769,257	1,928,615	2,209,250	2,377,965	8%	168,715
LIFE & HEALTH INSURANCE	3,606,134	3,961,431	4,564,750	4,819,484	6%	254,734
WORKERS' COMPENSATION	536,400	660,800	637,850	574,000	-10%	(63,850)
UNEMPLOYMENT COMP	16,848	9,491	25,000	25,000	0%	-
TUITION REIMBURSEMENT	15,396	22,157	35,600	45,500	28%	9,900
TOTAL BENEFITS	\$ 7,440,923	\$ 8,155,384	\$ 9,286,925	\$ 9,810,018	6%	\$ 523,093
PERSONNEL BUDGET SUBTOTAL	\$ 27,951,698	\$ 29,478,171	\$ 33,104,220	\$ 35,386,712	7%	\$ 2,282,492
PROFESSIONAL SERVICES	\$ 2,176,693	\$ 2,767,564	\$ 4,201,055	\$ 4,189,005	0%	\$ (12,050)
ACCOUNTING & AUDITING	70,000	50,000	77,375	75,000	-3%	(2,375)
OTHER CONTRACT SERVICES	11,735,530	12,523,481	14,712,988	16,933,656	15%	2,220,668
ALLOCATED COSTS	2,511,900	2,664,100	2,796,700	3,007,100	8%	210,400
TRAVEL & PER DIEM	17,210	49,653	148,615	180,795	22%	32,180
COMMUNICATION SERVICE	324,305	282,339	346,108	418,889	21%	72,781
FREIGHT & POSTAGE SERVICE	81,649	86,346	124,388	131,900	6%	7,512
UTILITY SERVICES	2,437,394	2,587,315	3,173,300	3,884,900	22%	711,600
RENTALS & LEASES	4,032,368	3,866,252	4,173,631	4,353,920	4%	180,289
INSURANCE	6,714,966	5,893,737	7,974,191	9,569,474	20%	1,595,283
REPAIR & MAINTENANCE SRVC	5,402,923	4,727,843	6,771,034	7,980,590	18%	1,209,556
PRINTING & BINDING	25,537	49,972	106,650	110,700	4%	4,050
PROMOTIONAL ACTIVITIES	84,392	110,736	178,400	180,000	1%	1,600
OTHER CURRENT CHARGES	420,641	231,154	(71,542)	184,680	-358%	256,222
OFFICE SUPPLIES	65,671	62,831	88,775	90,500	2%	1,725
OPERATING SUPPLIES	2,140,347	2,587,518	3,183,403	3,432,965	8%	249,562
ROAD MATERIALS & SUPPLIES	10,927	18,673	30,000	45,000	50%	15,000
BOOKS, PUBS, SUBSCRIPTION	56,499	58,443	83,815	86,150	3%	2,335
TRAINING	43,742	96,818	168,075	215,800	28%	47,725
DEPRECIATION	7,405,004	7,116,653	9,529,397	7,311,844	-23%	(2,217,553)
OPERATING BUDGET SUBTOTAL	\$ 45,757,699	\$ 45,831,426	\$ 57,796,358	\$ 62,382,868	8%	\$ 4,586,510
LAND	\$ 6,941,159	\$ 4,486,352	\$ -	\$ -	N/A	\$ -
BUILDINGS	13,876,490	16,650,291	600,000	453,400	-24%	(146,600)
IMPRVMNTS OTHER THAN BLDG	6,811,891	8,676,608	22,004,352	46,765,881	113%	24,761,529
MACHINERY AND EQUIPMENT	1,989,700	966,143	2,482,316	2,961,541	19%	479,225
BOOKS,PUBS & LIBRARY MATL	208,247	204,121	215,900	221,350	3%	5,450
LESS BUDGETED CAPITAL (ENT FUNDS)	(6,503,524)	(4,238,753)	(12,533,408)	(24,885,133)	99%	(12,351,725)
CAPITAL BUDGET SUBTOTAL	\$ 23,323,963	\$ 26,744,762	\$ 12,769,160	\$ 25,517,039	100%	\$ 12,747,879
PRINCIPAL	\$ 3,808,684	\$ 4,620,002	\$ 9,127,789	\$ 9,908,769	9%	\$ 780,980
INTEREST	2,732,417	2,361,983	3,203,838	3,079,160	-4%	(124,678)
OTHER DEBT SERVICE COSTS	350,709	98,838	24,700	24,700	0%	-
AIDS TO GOVERNMENT AGENCY	-	400,000	-	-	N/A	-
AIDS TO PRIVATE ORGANIZAT	184,175	418,856	195,500	295,500	51%	100,000
ECONOMIC INCENTIVES	69,800	83,722	615,000	225,000	-63%	(390,000)
OTHER NONOPERATING	-	359,645	-	-	N/A	-
TRANSFERS OUT	815,000	1,023,610	560,368	1,145,412	104%	585,044
LESS BUDGETED PRINCIP DEBT PYMTS (ENT FUNDS)	(2,002,731)	(1,731,134)	(4,379,200)	(4,682,632)	7%	(303,432)
OTHER EXPENSES SUBTOTAL	\$ 5,958,054	\$ 7,635,522	\$ 9,347,995	\$ 9,995,909	7%	\$ 647,914
TOTAL BUDGET	\$ 102,991,413	\$ 109,689,881	\$ 113,017,733	\$ 133,282,528	18%	\$ 20,264,795

FY 2024 ADOPTED BUDGET SUMMARY

ALL FUNDS

FY 2024 Millage Rate of 4.1345

REVENUES	ACTUAL		BUDGET		TENTATIVE	
	2022	2023	2023	2024	% change	\$ change
Property Taxes	\$ 14,075,732	\$ 15,820,082	\$ 15,820,082	\$ 17,641,732	12%	\$ 1,821,650
Other Taxes	11,101,227	10,552,200	10,552,200	11,571,300	10%	1,019,100
Licenses, Permits, Fees	4,976,231	4,475,250	4,475,250	4,887,375	9%	412,125
Intergovernmental	24,478,581	15,977,518	15,977,518	8,605,422	-46%	(7,372,096)
Charges for Services	51,602,423	54,744,879	54,744,879	59,732,427	9%	4,987,548
Fines	321,621	271,600	271,600	297,600	10%	26,000
Miscellaneous	2,871,834	3,199,319	3,199,319	5,332,445	67%	2,133,126
Debt Proceeds	7,015,024	1,695,292	1,695,292	20,360,226	1101%	18,664,934
Transfers In	523,610	560,368	560,368	1,145,412	104%	585,044
Revenue Subtotal	116,966,283	107,296,508	107,296,508	129,573,939	21%	22,277,431
Elimination of Debt Proceeds	-	(1,695,292)	(1,695,292)	(10,003,226)	490%	(8,307,934)
TOTAL REVENUES	\$ 116,966,283	\$ 105,601,216	\$ 105,601,216	\$ 119,570,713	13%	\$ 13,969,497

EXPENSES	ACTUAL		BUDGET		TENTATIVE	
	2022	2023	2023	2024	% change	\$ change
Personnel	\$ 29,478,166	\$ 33,104,220	\$ 33,104,220	\$ 35,386,712	7%	\$ 2,282,492
Operating	38,714,868	44,626,461	44,626,461	51,007,890	14%	6,381,429
CIP Operating	-	3,640,500	3,640,500	4,063,134	12%	422,634
Capital	30,983,513	387,100	387,100	571,600	48%	184,500
CIP Capital	-	24,915,468	24,915,468	49,830,572	100%	24,915,104
Other	1,262,223	810,500	810,500	520,500	-36%	(290,000)
Debt Service	7,080,823	12,356,027	12,356,027	13,372,897	8%	1,016,870
Transfers Out	1,023,610	560,368	560,368	1,145,412	104%	585,044
Expense Subtotal	108,543,203	120,400,644	120,400,644	155,898,717	29%	35,498,073
Depreciation	7,116,653	9,529,397	9,529,397	7,311,844	-23%	(2,217,553)
Elimination of Principal Debt Payments	(1,731,134)	(4,378,900)	(4,378,900)	(5,042,900)	15%	(664,000)
Elimination of Utility Capital	(4,238,753)	(12,533,408)	(12,533,408)	(24,885,133)	99%	(12,351,725)
TOTAL EXPENSES	\$ 109,689,969	\$ 113,017,733	\$ 113,017,733	\$ 133,282,528	18%	\$ 20,264,795

FY 2024 ADOPTED BUDGET SUMMARY

FY 2024 Millage Rate of 4.1345

FUND	BEGINNING FUND BALANCE	REVENUE	EXPENDITURES	ENDING FUND BALANCE	ENDING AVAILABLE FUND BALANCE
GENERAL FUND	\$ 13,183,890	\$ 39,085,275	\$ 42,035,283	\$ 10,233,883	\$ 7,683,535
SPECIAL REVENUE FUNDS					
Stadium Fund	4,131,782	3,362,900	3,185,300	4,309,382	1,911,322
Impact Fee Fund	589,950	171,352	240,000	521,302	521,302
Public Art Fund	(13,384)	50,000	33,600	3,016	3,016
Building Fund	2,486,417	1,048,100	1,419,468	2,115,049	2,115,049
ARPA Fund	5,889,336	350,000	5,529,660	709,676	709,676
CRA Fund	233,806	5,822,281	5,602,426	453,661	453,661
County Gas Tax Fund	300,299	489,000	651,000	138,299	138,299
Penny Fund	6,144,355	13,086,000	17,742,028	1,488,327	1,488,327
FUND	BEGINNING NET POSITION	REVENUE	EXPENSES	ENDING TOTAL NET POSITION	ENDING AVAILABLE NET POSITION
ENTERPRISE FUNDS					
Solid Waste Fund	1,990,846	6,859,299	7,660,938	1,189,207	1,377,608
Water/Wastewater Fund	36,780,100	25,595,922	23,804,608	38,571,414	3,202,137
Marina Fund	2,880,608	643,365	621,200	2,902,773	993,656
Stormwater Fund	9,936,126	4,351,000	5,403,607	8,883,519	(121,196)
Golf Operations Fund	367,600	1,392,360	1,590,574	169,386	65,186
INTERNAL SERVICES FUNDS					
Fleet Services Fund	11,565,144	4,017,847	3,483,743	12,099,248	7,040,965
Facilities Maintenance Fund	1,197,412	2,312,650	2,574,685	935,377	662,436
Risk Safety Self-Insurance Fund	3,893,760	2,916,900	3,520,399	3,290,261	3,965,016
Health Benefits Self-Insurance Fund	511,962	5,842,562	5,845,384	509,140	809,831
Information Technology Fund	2,060,963	2,173,900	2,338,625	1,896,238	574,174
TOTAL OF ALL FUNDS	\$ 104,130,973	\$ 119,570,713	\$ 133,282,528	\$ 90,419,158	\$ 33,594,000
<i>Less Interfund Transfers</i>	-	(1,145,412)	(1,145,412)	-	-
NET GRAND TOTAL	\$ 104,130,973	\$ 118,425,301	\$ 132,137,116	\$ 90,419,158	\$ 33,594,000

SCHEDULE OF TRANSFERS

TRANSFER FROM - TO	PURPOSE	AMOUNT
General Fund - Public Art Fund	Operational support	45,000
General Fund - Stadium Fund	Operational support	350,000
General Fund - Golf Operations Fund	Golf Club escrow	234,860
CRA Fund - General Fund	Special event support	28,400
CRA Fund - Impact Fee Fund (Parkland)	Economic development incentives	9,852
Water/WW Fund - Penny Fund	City Hall contribution	468,700
Public Art Fund - Building Fund	Repayment of FY23 Interfund Loan for Public Art	8,600
TOTAL INTERFUND TRANSFERS		\$ 1,145,412

SCHEDULE OF GRANTS

GRANTOR	DEPARTMENT	FUND	AMOUNT
Juvenile Welfare Board	Parks & Recreation	General	\$ 75,000
Pinellas County - Safety Grant	Fire	General	10,000
Library Grant	Library	General	8,100
State of Florida - Historic Survey	Community Development	General	50,000
Pinellas County - Lofty Pines	Water/WW	Water/WW	500,000
State of Florida	Parks & Recreation	Stadium	1,000,000
FEMA - Lift Station 20 & 32	Water/WW	Water/WW	1,488,322
TOTAL GRANTS			\$ 3,131,422

Summary of FY 2024 - 2029 Projects in Multiple Funds by EPIC! Goal

GOAL #	Project Name	General	County Gas Tax	Public Art	Penny	ARPA	CRA
1	Art Incubator	106,666	-	-	-	-	32,000
1	Dunedin Golf Club Restoration	-	-	-	-	2,000,000	-
1	Dunedin Public Library Playground	100,000	-	-	-	50,000	-
1	Existing City Hall Adaptive Reuse	-	-	-	300,000	-	301,672
1	Gladys Douglas Preserve Development	-	-	-	1,470,000	-	-
1	Highlander Aquatic Complex	-	-	-	6,846,725	4,904,660	-
1	Midtown Parking Facility	-	-	-	3,700,000	-	5,072,316
1	Public Art Master Plan and Implementation	35,000	-	25,000	-	-	-
EPIC! GOAL #1 TOTAL		\$ 241,666	\$ -	\$ 25,000	\$ 12,316,725	\$ 6,954,660	\$ 5,405,988
2	Brick Streets Program	-	-	-	906,000	-	-
2	Coca-Cola Property Adaptive Reuse	30,000	-	-	600,000	-	-
2	Downtown East End Plan - Mease Materials	-	-	-	-	240,000	378,100
2	Patricia Corridor Enhancements	280,000	-	-	155,000	-	-
2	Pavement Management Program	-	1,640,000	-	4,360,000	-	-
2	Skinner Boulevard Improvements	-	-	-	2,985,413	1,500,000	3,285,269
EPIC! GOAL #2 TOTAL		\$ 310,000	\$ 1,640,000	\$ -	\$ 9,006,413	\$ 1,740,000	\$ 3,663,369
4	Citywide HVAC Replacements	905,000	-	-	-	-	-
4	Clearwater Ferry Service Contribution	275,000	-	-	-	55,000	-
4	Downtown Looper	145,000	-	-	-	300,000	-
4	PSTA Jolley Trolley	119,400	-	-	-	-	130,771
4	Ranchwood Drive S & Hitching Post Lane Water Main Replacement	-	-	-	-	-	-
EPIC! GOAL #4 TOTAL		\$ 1,444,400	\$ -	\$ -	\$ -	\$ 355,000	\$ 130,771
5	Affordable/Workforce Housing Program	130,000	-	-	-	650,000	-
EPIC! GOAL #5 TOTAL		\$ 130,000	\$ -	\$ -	\$ -	\$ 650,000	\$ -
		\$ 2,126,066	\$ 1,640,000	\$ 25,000	\$ 21,323,138	\$ 9,699,660	\$ 9,200,128

Water/WW	Stormwater	Golf	Impact	Grant/Donation	Unfunded	Total	Type
-	-	-	-	-	-	138,666	BPI
-	-	2,500,000	-	-	-	4,500,000	CIP
-	-	-	-	-	-	150,000	CIP
-	-	-	-	-	-	601,672	CIP
-	-	-	180,000	-	-	1,650,000	CIP
-	-	-	-	-	1,053,275	12,804,660	CIP
-	-	-	-	-	-	8,772,316	CIP
-	-	-	-	-	-	60,000	
\$ -	\$ -	\$ 2,500,000	\$ 180,000	\$ -	\$ 1,053,275	\$ 28,677,314	
-	250,000	-	-	-	-	1,156,000	CIP
-	-	-	-	-	-	630,000	CIP
-	-	-	-	-	-	618,100	CIP
-	-	-	-	-	-	435,000	CIP
-	1,200,000	-	-	-	-	7,200,000	CIP
500,000	-	-	-	2,204,000	-	10,474,682	CIP
\$ 500,000	\$ 1,450,000	\$ -	\$ -	\$ 2,204,000	\$ -	\$ 20,513,782	
50,000	-	-	-	-	-	955,000	CIP
-	-	-	-	-	-	330,000	BPI
-	-	-	-	-	-	445,000	BPI
-	-	-	-	-	-	250,171	BPI
325,000	350,000	-	-	-	-	675,000	CIP
\$ 375,000	\$ 350,000	\$ -	\$ -	\$ -	\$ -	\$ 2,655,171	
-	-	-	-	-	-	780,000	BPI
\$ -	\$ -	\$ -	\$ -	\$ -	\$ -	\$ 780,000	
\$ 875,000	\$ 1,800,000	\$ 2,500,000	\$ 180,000	\$ 2,204,000	\$ 1,053,275	\$ 52,626,267	

GENERAL FUND

	ACTUAL		ACTUAL		BUDGET		ESTIMATED		BUDGET	
	2021		2022		2023		2023		2024	
BEGINNING FUND BALANCE	\$	8,435,781	\$	9,421,495	\$	9,880,125	\$	13,739,420	\$	13,183,890
REVENUES										
Property Taxes		11,601,552		12,557,143		14,054,191		14,050,000		15,607,451
Other Taxes		5,024,243		5,304,248		5,082,200		5,217,200		5,468,000
Licenses, Permits, Fees		2,878,810		3,128,305		2,944,075		3,203,075		3,364,075
Intergovernmental		5,532,207		7,698,891		6,127,673		6,140,100		5,617,100
Charges for Services		5,954,730		6,900,789		6,984,535		7,363,097		7,906,539
Fines		686,936		190,526		119,100		387,400		169,600
Miscellaneous		670,753		849,259		442,051		1,028,034		924,110
Debt Proceeds		-		1,235,212		-		-		-
Transfers In		12,000		28,400		28,400		28,400		28,400
TOTAL REVENUES	\$	32,361,250	\$	37,892,791	\$	35,782,225	\$	37,417,307	\$	39,085,275
EXPENDITURES										
Personnel		15,971,813		16,869,332		18,538,342		18,488,342		19,878,853
Operating*		14,374,724		14,496,568		15,581,007		15,859,568		17,355,443
Non-Recurring Operating		-		-		1,603,500		1,829,369		2,287,134
Capital		548,584		1,548,805		320,800		403,173		429,900
CIP Capital		-		-		110,000		756,480		883,000
Other		215,418		245,096		346,500		426,500		382,500
Debt Service		-		150,065		179,094		179,094		188,593
Transfers Out		265,000		265,000		30,310		30,310		629,860
TOTAL EXPENDITURES	\$	31,375,536	\$	33,574,866	\$	36,709,553	\$	37,972,836	\$	42,035,283
REVENUE OVER/(UNDER) EXPENDITURES	\$	985,714	\$	4,317,925	\$	(927,328)	\$	(555,529)	\$	(2,950,008)
ENDING FUND BALANCE	\$	9,421,495	\$	13,739,420	\$	8,952,797	\$	13,183,890	\$	10,233,883
ASSIGNED FUND BALANCE**	\$	5,074,422	\$	4,700,153	\$	2,518,776	\$	3,003,082	\$	2,550,348
ENDING UNASSIGNED FUND BALANCE	\$	4,347,073	\$	9,039,267	\$	6,434,021	\$	10,180,808	\$	7,683,535
FB as % of Operating Budget		14.3%		28.8%		18.0%		28.5%		19.4%
(TARGET: 15%)										
BUDGET SHORTFALL***								\$		-
ENDING UNASSIGNED FUND BALANCE WITH SHORTFALL ADDRESSED	\$	4,347,073	\$	9,039,267	\$	6,434,021	\$	10,180,808	\$	7,683,535
FB as % of Operating Budget		14.3%		28.8%		18.0%		28.5%		19.4%
(TARGET: 15%)										

*Estimated Unspent Expenditures Included in Operating:

641,700

641,700

776,910

**Assigned fund balance includes non-spendable, restricted, committed, and assigned funds.

***The Budget Shortfall is the amount needed to achieve the target fund balance. The shortfall can be addressed by increasing revenue,

GENERAL FUND

PROJECTION 2025	PROJECTION 2026	PROJECTION 2027	PROJECTION 2028	PROJECTION 2029
\$ 10,233,883	\$ 7,934,413	\$ 6,715,484	\$ 5,544,224	\$ 4,265,944
16,443,800	17,104,900	17,630,500	18,239,400	18,816,500
5,577,400	5,688,900	5,802,700	5,918,800	6,037,200
3,364,100	3,364,100	3,364,100	3,364,100	3,364,100
5,729,400	5,844,000	5,960,900	6,080,100	6,201,700
8,080,500	8,258,300	8,440,000	8,625,700	8,815,500
169,600	169,600	169,600	169,600	169,600
654,110	604,110	604,100	604,100	604,100
-	-	-	-	-
28,400	28,400	28,400	-	-
\$ 40,047,310	\$ 41,062,310	\$ 42,000,300	\$ 43,001,800	\$ 44,008,700
20,640,100	21,431,900	22,255,600	23,112,700	24,004,400
17,993,600	18,342,220	18,717,360	19,079,380	19,448,031
955,980	617,919	370,000	365,000	50,000
434,200	438,500	442,900	447,300	451,800
1,275,000	380,000	315,000	205,000	205,000
382,500	382,500	382,500	382,500	382,500
215,400	238,200	238,200	238,200	217,100
450,000	450,000	450,000	450,000	450,000
\$ 42,346,780	\$ 42,281,239	\$ 43,171,560	\$ 44,280,080	\$ 45,208,831
\$ (2,299,470)	\$ (1,218,929)	\$ (1,171,260)	\$ (1,278,280)	\$ (1,200,131)
\$ 7,934,413	\$ 6,715,484	\$ 5,544,224	\$ 4,265,944	\$ 3,065,813
\$ 2,451,614	\$ 2,352,880	\$ 2,254,146	\$ 2,155,412	\$ 2,056,678
\$ 5,482,799	\$ 4,362,604	\$ 3,290,078	\$ 2,110,532	\$ 1,009,135
13.8%	10.8%	8.0%	5.0%	2.3%
\$ 1,100,000	\$ 1,100,000	\$ 1,100,000	\$ 1,100,000	\$ 1,100,000
\$ 6,582,799	\$ 6,562,604	\$ 6,590,078	\$ 6,510,532	\$ 6,509,135
16.6%	16.2%	15.9%	15.3%	15.0%
807,400	834,800	863,600	893,200	924,000

reducing expenditures and/or services, or a combination of the two methods.

GENERAL FUND

Notes and Assumptions:	CIP and Non-Recurring Operating	BUDGET 2023	ESTIMATED 2023	BUDGET 2024
<u>Property - Taxable Values</u>	ADA 15 Passenger Van	-	-	-
FY24: +11.75% & \$37M new constr.	Athlectic Field Renovation	-	-	-
FY25: +5.9% & \$5M new constr.	Batting Cage Renovation	-	-	50,000
FY26: +4.3% & \$5M new constr.	Boat Club Foundation Leveling/Repairs	-	-	25,000
FY27: +3.9% & \$5M new constr.	Coca-Cola Property Adaptive Reuse	-	-	-
FY28: +3.4% & \$5M new constr.	Court Resurfacing	60,000	115,000	150,000
FY29: +3.1% & \$5M new constr.	Decon Washer for SCBA	-	-	36,000
	D60 Vehicle Replacement	-	-	150,000
<u>Other Tax Revenue:</u>	Dunedin Library Playground	50,000	100,000	-
FY25-29: +2%	Fireboat 60 Engine Repower	-	-	-
	Fisher Tennis Court Lights	-	-	-
<u>Intergovernmental Revenue:</u>	Fitness Equipment Replacement	-	-	50,000
FY21: Cares Act Grant \$403,000	Foundation for Fire Training Tower	-	-	40,000
FY22: ARPA \$2,020,000	Logistics Storage Building	-	-	-
FY23: ARPA \$1,000,000	MLK Outdoor Basketball Court Lighting Rep	-	-	25,000
FY25-29: +2%	Park Pavilion Replacements	-	-	-
	Patricia Corridor Enhancements	-	171,555	50,000
<u>Charges for Service:</u>	Purple Heart Park Renovation	-	-	100,000
FY25-29: +2.2%	ROW Enhancements	-	-	75,000
	SCBA Airpack Replacements	-	369,925	-
<u>Salaries:</u>	Sprayground Resurfacing	-	-	90,000
FY 2024: +3.5%	Stirling Park Driving Range Lights	-	-	-
FY 2025-2029: +3.5%	Stirling Skate Park Street Course	-	-	-
	Tethered Drone	-	-	42,000
<u>Benefits</u>	Weaver Park Shoreline Investigation	-	-	-
FY 2025-2029: +6%	Weaver Pier Redecking	-	-	-
	Weybridge Removal	-	-	-
<u>Operating</u>	CIP Subtotal	110,000	756,480	883,000
FY25-29: +2%	Causeway Restroom Renovation	-	-	100,000
	Citywide Exterior Painting	60,000	60,000	-
<u>Capital +1%</u>	Citywide HVAC Replacements	53,000	303,000	450,000
	Citywide Roof Replacements	620,000	350,000	1,305,000
<u>Transfers in:</u>	Comm Ctr. Floors	110,000	110,000	-
FY21 from Stormwater for loan \$59.5k & CRA for P&R \$28.4k	Hale Center North Restroom Replacement	-	80,000	-
FY22-27 from CRA for P&R \$28.4k	Library Back Area Carpeting	43,000	43,000	-
	Library Interior Painting	65,000	65,000	-
	New City Intranet	-	-	32,000
<u>Transfers out:</u>	New Website, Cloud Systems, Open Forms, !	42,500	42,500	36,934
FY21 to Stadium for operations \$265k	SR 580 Mast Arm Repainting	-	-	-
FY22 to Stadium for operations \$265k & Stormwater for radio loan \$30k	Station 60 Kitchen Renovation	40,800	40,800	-
FY23 to Stormwater for radio loan \$30k	Station 62 Kitchen Renovation	-	-	48,200
FY24-28 to Stadium for operations \$450k	Study and Enhance Street Lighting	-	-	-
FY24 to Public Art Fund \$45k	Non-Recurring Operating Subtotal	1,034,300	1,094,300	1,972,134
FY24 to golf fund \$234,860	Beltrees Street Improvement Study	45,000	45,000	-
	City of Dunedin Strategic Planning	65,000	65,000	25,000
	Classification & Compensation/Org Study	-	24,257	-

GENERAL FUND

PROJECTION 2025	PROJECTION 2026	PROJECTION 2027	PROJECTION 2028	PROJECTION 2029
-	-	40,000	-	-
-	-	100,000	100,000	100,000
-	25,000	-	-	-
100,000	-	-	-	-
30,000	-	-	-	-
-	25,000	25,000	25,000	25,000
-	-	-	-	-
-	-	-	-	-
-	-	-	-	-
60,000	-	-	-	-
125,000	-	-	-	-
50,000	-	-	-	-
-	-	-	-	-
200,000	-	-	-	-
-	-	-	-	-
250,000	80,000	150,000	80,000	80,000
-	-	-	-	-
-	-	-	-	-
-	-	-	-	-
-	-	-	-	-
-	50,000	-	-	-
-	200,000	-	-	-
-	-	-	-	-
150,000	-	-	-	-
300,000	-	-	-	-
10,000	-	-	-	-
1,275,000	380,000	315,000	205,000	205,000
-	-	-	-	-
-	-	-	-	-
445,000	10,000	-	-	-
-	120,000	-	-	-
-	-	-	-	-
-	-	-	-	-
-	-	-	-	-
-	-	-	-	-
7,200	7,200	-	-	-
38,780	40,719	-	-	-
125,000	-	-	-	-
-	-	-	-	-
-	-	-	-	-
25,000	-	-	-	-
640,980	177,919	-	-	-
-	-	-	-	-
25,000	25,000	25,000	25,000	25,000
-	60,000	-	-	-

GENERAL FUND

	BUDGET	ESTIMATED	BUDGET
CIP and Non-Recurring Operating	2023	2023	2024
Clearwater Ferry Service Contribution	-	-	55,000
Coca-Cola Dunedin Technical Analysis	20,000	20,000	-
Downtown Looper	-	-	-
Golf Cart (Micro-Mobility) Infrastructure Pla	50,000	50,000	-
Historic Resources Survey	-	50,000	50,000
Legislative Lobbyist	-	-	60,000
New City Hall Grand Opening Ceremony	-	20,000	-
Land Development Code Update	125,000	125,000	125,000
Marina Master Plan	100,000	100,000	-
MSB and TSB Relocation	64,200	64,200	-
Ready for 100 - Study	100,000	100,000	-
Repair & Maintenance TBD	-	-	-
Short-Term Vacation Rental Prgm Eval.	-	69,589	-
Other Non-Recurring Operating Subtotal	571,223	735,069	317,024
Total Non-Recurring Operating	1,605,523	1,829,369	2,289,158
Total CIP/Non-Recurring Operating	\$ 1,715,523	\$ 2,585,849	\$ 3,172,158

GENERAL FUND

PROJECTION 2025	PROJECTION 2026	PROJECTION 2027	PROJECTION 2028	PROJECTION 2029
55,000	55,000	55,000	55,000	-
-	-	-	-	-
50,000	40,000	30,000	25,000	25,000
-	-	-	-	-
-	-	-	-	-
60,000	60,000	60,000	60,000	
-	-	-	-	-
125,000	-	-	-	-
-	-	-	-	-
-	-	-	-	-
-	200,000	200,000	200,000	-
-	-	-	-	-
317,025	442,026	372,027	367,028	52,029
958,005	619,945	372,027	367,028	52,029
\$ 2,233,005	\$ 999,945	\$ 687,027	\$ 572,028	\$ 257,029

STADIUM FUND

	ACTUAL 2021	ACTUAL 2022	BUDGET 2023	ESTIMATED 2023	BUDGET 2024
BEGINNING FUND BALANCE	\$ 6,352,832	\$ 3,936,640	\$ 4,294,722	\$ 4,256,382	\$ 4,131,782
REVENUES					
Property Taxes	-	-	-	-	-
Other Taxes	-	-	-	-	-
Licenses, Permits, Fees	-	-	-	-	-
Intergovernmental	1,500,000	1,500,000	1,000,000	1,000,000	1,000,000
Charges for Services	423,933	286,301	391,000	391,000	358,000
Fines	-	-	-	-	-
Miscellaneous	7,429,025	1,410,202	1,626,300	1,626,300	1,654,900
Debt Proceeds	-	-	-	-	-
Transfers In	765,000	265,000	-	-	350,000
TOTAL REVENUES	\$ 10,117,958	\$ 3,461,504	\$ 3,017,300	\$ 3,017,300	\$ 3,362,900
EXPENDITURES					
Personnel	-	-	-	-	-
Operating	189,533	305,118	703,000	806,600	855,800
Non-Recurring Operating	-	-	-	-	-
Capital	9,766,360	2,594	-	-	-
CIP Capital	-	-	-	-	-
Other	-	-	-	-	-
Debt Service	2,578,257	2,334,050	2,335,300	2,335,300	2,329,500
Transfers Out	-	500,000	-	-	-
TOTAL EXPENDITURES	\$ 12,534,150	\$ 3,141,763	\$ 3,038,300	\$ 3,141,900	\$ 3,185,300
REVENUE OVER/(UNDER) EXPENDITURE	\$ (2,416,192)	\$ 319,741	\$ (21,000)	\$ (124,600)	\$ 177,600
ENDING FUND BALANCE	\$ 3,936,640	\$ 4,256,382	\$ 4,273,722	\$ 4,131,782	\$ 4,309,382
RESERVED FOR CAPITAL	\$ 1,070,665	\$ 1,331,660	\$ 1,740,665	\$ 1,563,060	\$ 2,398,060
ENDING AVAILABLE FUND BALANCE	\$ 2,865,975	\$ 2,924,722	\$ 2,533,057	\$ 2,568,722	\$ 1,911,322
FB as % of Operating Budget (TARGET: 15%)	1512.1%	958.6%	360.3%	365.4%	223.3%

Notes:	CIP and Non-Recurring Operating	BUDGET 2023	ESTIMATED 2023	BUDGET 2024
<u>Operating +3%</u>		-	-	-
<u>Transfers in:</u>	CIP Subtotal	-	-	-
From General Fund for operations		-	-	-
FY21-22 - \$265,000 per year	Non-Recurring Operating Subtotal	-	-	-
FY24 - \$350,000	Total CIP/Non-Recurring Operating	\$ -	\$ -	\$ -
FY25-29 - \$450,000 per year				
FY21 from Penny Fund - \$500,000				
<u>Transfers out:</u>				
FY22 to repay Penny Fund - \$500,000				

STADIUM FUND

PROJECTION 2025	PROJECTION 2026	PROJECTION 2027	PROJECTION 2028	PROJECTION 2029
\$ 4,309,382	\$ 4,432,982	\$ 4,520,782	\$ 4,587,782	\$ 4,631,182
-	-	-	-	-
-	-	-	-	-
-	-	-	-	-
1,000,000	1,000,000	1,000,000	1,000,000	1,000,000
358,000	345,000	345,000	345,000	345,000
-	-	-	-	-
1,626,900	1,632,700	1,638,700	1,644,900	1,862,900
-	-	-	-	-
450,000	450,000	450,000	450,000	450,000
\$ 3,434,900	\$ 3,427,700	\$ 3,433,700	\$ 3,439,900	\$ 3,657,900
-	-	-	-	-
981,500	1,010,900	1,041,200	1,072,400	1,104,600
-	-	-	-	-
-	-	-	-	-
-	-	-	-	-
-	-	-	-	-
2,329,800	2,329,000	2,325,500	2,324,100	2,324,800
-	-	-	-	-
\$ 3,311,300	\$ 3,339,900	\$ 3,366,700	\$ 3,396,500	\$ 3,429,400
\$ 123,600	\$ 87,800	\$ 67,000	\$ 43,400	\$ 228,500
\$ 4,432,982	\$ 4,520,782	\$ 4,587,782	\$ 4,631,182	\$ 4,859,682
\$ 2,703,060	\$ 3,008,060	\$ 3,313,060	\$ 3,618,060	\$ 3,923,060
\$ 1,729,922	\$ 1,512,722	\$ 1,274,722	\$ 1,013,122	\$ 936,622
176.3%	149.6%	122.4%	94.5%	84.8%

PROJECTION 2025	PROJECTION 2026	PROJECTION 2027	PROJECTION 2028	PROJECTION 2029
-	-	-	-	-
-	-	-	-	-
-	-	-	-	-
-	-	-	-	-
\$ -	\$ -	\$ -	\$ -	\$ -

IMPACT FEE FUND

	ACTUAL 2021	ACTUAL 2022	BUDGET 2023	ESTIMATED 2023	BUDGET 2024
BEGINNING FUND BALANCE	\$ 799,294	\$ 858,405	\$ 399,325	\$ 635,692	\$ 589,950
REVENUES					
Property Taxes	-	-	-	-	-
Other Taxes	-	-	-	-	-
Licenses, Permits, Fees	111,643	246,328	145,500	145,500	155,500
Intergovernmental	10,048	-	-	-	-
Charges for Services	-	-	-	-	-
Fines	-	-	-	-	-
Miscellaneous	1,319	(5,685)	700	700	6,000
Debt Proceeds	-	-	-	-	-
Transfers In	38,000	35,510	8,058	8,058	9,852
TOTAL REVENUES	\$ 161,010	\$ 276,153	\$ 154,258	\$ 154,258	\$ 171,352
EXPENDITURES					
Personnel	-	-	-	-	-
Operating	-	-	-	-	-
Non-Recurring Operating	-	-	-	-	-
Capital	101,898	498,866	-	-	-
CIP Capital	-	-	60,000	200,000	240,000
Other	-	-	-	-	-
Debt Service	-	-	-	-	-
Transfers Out	-	-	-	-	-
TOTAL EXPENDITURES	\$ 101,898	\$ 498,866	\$ 60,000	\$ 200,000	\$ 240,000
REVENUE OVER/(UNDER) EXPENDITURE	\$ 59,111	\$ (222,714)	\$ 94,258	\$ (45,742)	\$ (68,648)
ENDING FUND BALANCE	\$ 858,405	\$ 635,692	\$ 493,583	\$ 589,950	\$ 521,302
ENDING AVAILABLE FUND BALANCE	\$ 858,405	\$ 635,692	\$ 493,583	\$ 589,950	\$ 521,302
FB as % of Operating Budget	N/A	N/A	N/A	N/A	N/A

Notes:	CIP and Non-Recurring Operating	BUDGET 2023	ESTIMATED 2023	BUDGET 2024
License, Permit, and Fee revenue reflect known development projects only	Pedestrian Safety Crossing Imp-Various I	60,000	200,000	60,000
Transfer in:	Gladys Douglas Preserve	-	-	180,000
FY20-26 from CRA for Park Impact Fee contributions.		-	-	-
	CIP Subtotal	60,000	200,000	240,000
		-	-	-
	Non-Recurring Operating Subtotal	-	-	-
	Total CIP/Non-Recurring Operating	\$ 60,000	\$ 200,000	\$ 240,000

IMPACT FEE FUND

PROJECTION 2025	PROJECTION 2026	PROJECTION 2027	PROJECTION 2028	PROJECTION 2029
\$ 521,302	\$ 525,252	\$ 586,902	\$ 640,452	\$ 693,702
-	-	-	-	-
-	-	-	-	-
51,050	51,350	48,550	48,250	48,250
-	-	-	-	-
-	-	-	-	-
-	-	-	-	-
5,000	5,000	5,000	5,000	5,000
-	-	-	-	-
7,900	5,300	-	-	-
\$ 63,950	\$ 61,650	\$ 53,550	\$ 53,250	\$ 53,250
-	-	-	-	-
-	-	-	-	-
-	-	-	-	-
-	-	-	-	-
60,000	-	-	-	-
-	-	-	-	-
-	-	-	-	-
-	-	-	-	-
\$ 60,000	\$ -	\$ -	\$ -	\$ -
\$ 3,950	\$ 61,650	\$ 53,550	\$ 53,250	\$ 53,250
\$ 525,252	\$ 586,902	\$ 640,452	\$ 693,702	\$ 746,952
\$ 525,252	\$ 586,902	\$ 640,452	\$ 693,702	\$ 746,952
N/A	N/A	N/A	N/A	N/A
PROJECTION 2025	PROJECTION 2026	PROJECTION 2027	PROJECTION 2028	PROJECTION 2029
60,000	-	-	-	-
-	-	-	-	-
-	-	-	-	-
60,000	-	-	-	-
-	-	-	-	-
-	-	-	-	-
\$ 60,000	\$ -	\$ -	\$ -	\$ -

PUBLIC ART FUND

	ACTUAL 2021	ACTUAL 2022	BUDGET 2023	ESTIMATED 2023	BUDGET 2024
BEGINNING FUND BALANCE	\$ 50,893	\$ 9,579	\$ (60,248)	\$ (8,384)	\$ (13,384)
REVENUES					
Property Taxes	-	-	-	-	-
Other Taxes	-	-	-	-	-
Licenses, Permits, Fees	1,750	17,134	25,000	10,000	5,000
Intergovernmental	-	-	-	-	-
Charges for Services	-	-	-	-	-
Fines	-	-	-	-	-
Miscellaneous	(24)	2	-	-	-
Debt Proceeds	-	-	-	-	-
Transfers In	-	-	25,000	25,000	45,000
TOTAL REVENUES	\$ 1,726	\$ 17,136	\$ 50,000	\$ 35,000	\$ 50,000
EXPENDITURES					
Personnel	-	-	-	-	-
Operating	7,940	-	-	-	-
Non-Recurring Operating	-	-	25,000	25,000	25,000
Capital	-	-	-	-	-
CIP Capital	-	-	-	15,000	-
Other	-	-	-	-	-
Debt Service	-	-	-	-	-
Transfers Out	35,100	35,100	-	-	8,600
TOTAL EXPENDITURES	\$ 43,040	\$ 35,100	\$ 25,000	\$ 40,000	\$ 33,600
REVENUE OVER/(UNDER) EXPENDITURE	\$ (41,314)	\$ (17,964)	\$ 25,000	\$ (5,000)	\$ 16,400
ENDING FUND BALANCE	\$ 9,579	\$ (8,384)	\$ (35,248)	\$ (13,384)	\$ 3,016
ENDING AVAILABLE FUND BALANCE	\$ 9,579	\$ (8,384)	\$ (35,248)	\$ (13,384)	\$ 3,016
FB as % of Operating Budget	N/A	N/A	N/A	N/A	N/A

Notes:

Transfer in:

FY20 interfund loan from Building Fund - \$100,000

FY23 interfund loan from Building Fund - \$25,000

FY24 from General Fund \$45k

Transfer out:

FY20-FY23 repayment of FY20 Building Fund loan - \$35,100 per year

FY24-FY26 repayment of FY23 Building Fund loan - \$8,600 per year

	BUDGET 2023	ESTIMATED 2023	BUDGET 2024
CIP and Non-Recurring Operating			
Jay Walk	-	15,000	-
CIP Subtotal	-	15,000	-
Public Art Master Plan & Implementator	25,000	25,000	25,000
Non-Recurring Operating Subtotal	25,000	25,000	25,000
Total CIP/Non-Recurring Operating	\$ 25,000	\$ 40,000	\$ 25,000

PUBLIC ART FUND

PROJECTION 2025	PROJECTION 2026	PROJECTION 2027	PROJECTION 2028	PROJECTION 2029
\$ 3,016	\$ 4,416	\$ 5,816	\$ 15,816	\$ 25,816
-	-	-	-	-
-	-	-	-	-
10,000	10,000	10,000	10,000	10,000
-	-	-	-	-
-	-	-	-	-
-	-	-	-	-
-	-	-	-	-
-	-	-	-	-
-	-	-	-	-
\$ 10,000	\$ 10,000	\$ 10,000	\$ 10,000	\$ 10,000
-	-	-	-	-
-	-	-	-	-
-	-	-	-	-
-	-	-	-	-
-	-	-	-	-
-	-	-	-	-
-	-	-	-	-
8,600	8,600	-	-	-
\$ 8,600	\$ 8,600	\$ -	\$ -	\$ -
\$ 1,400	\$ 1,400	\$ 10,000	\$ 10,000	\$ 10,000
\$ 4,416	\$ 5,816	\$ 15,816	\$ 25,816	\$ 35,816
\$ 4,416	\$ 5,816	\$ 15,816	\$ 25,816	\$ 35,816

N/A N/A N/A N/A N/A

PROJECTION 2025	PROJECTION 2026	PROJECTION 2027	PROJECTION 2028	PROJECTION 2029
-	-	-	-	-
-	-	-	-	-
-	-	-	-	-
-	-	-	-	-
\$ -	\$ -	\$ -	\$ -	\$ -

BUILDING FUND

	ACTUAL 2021	ACTUAL 2022	BUDGET 2023	ESTIMATED 2023	BUDGET 2024
BEGINNING FUND BALANCE	\$ 2,463,923	\$ 2,811,565	\$ 2,364,244	\$ 2,911,693	\$ 2,486,417
REVENUES					
Property Taxes	-	-	-	-	-
Other Taxes	-	-	-	-	-
Licenses, Permits, Fees	1,565,899	1,307,620	1,100,000	1,100,000	1,000,000
Intergovernmental	1,759	-	-	-	-
Charges for Services	-	-	-	-	-
Fines	-	-	-	-	-
Miscellaneous	8,420	(24,659)	6,500	6,500	39,500
Debt Proceeds	-	1,690	-	-	-
Transfers In	35,100	35,100	-	-	8,600
TOTAL REVENUES	\$ 1,611,178	\$ 1,319,752	\$ 1,106,500	\$ 1,106,500	\$ 1,048,100
EXPENDITURES					
Personnel	776,421	773,804	973,800	973,800	967,715
Operating	452,560	393,679	449,384	474,212	450,910
Non-Recurring Operating	-	-	-	10,260	-
Capital	34,555	51,299	-	-	-
CIP Capital	-	-	-	47,661	-
Other	-	-	-	-	-
Debt Service	-	842	843	843	843
Transfers Out	-	-	25,000	25,000	-
TOTAL EXPENDITURES	\$ 1,263,535	\$ 1,219,624	\$ 1,449,027	\$ 1,531,776	\$ 1,419,468
REVENUE OVER/(UNDER) EXPENDITURE	\$ 347,642	\$ 100,128	\$ (342,527)	\$ (425,276)	\$ (371,368)
ENDING FUND BALANCE	\$ 2,811,565	\$ 2,911,693	\$ 2,021,717	\$ 2,486,417	\$ 2,115,049
ENDING AVAILABLE FUND BALANCE	\$ 2,811,565	\$ 2,911,693	\$ 2,021,717	\$ 2,486,417	\$ 2,115,049

FB as % of Operating Budget 228.8% 249.4% 142.1% 170.5% 149.1%
(TARGET: 15%)

Notes and Assumptions:	CIP and Non-Recurring Operating	BUDGET 2023	ESTIMATED 2023	BUDGET 2024
Licenses, Permits, Fees: FY25-29 +3%	ERP Replacement	-	47,661	-
Micellaneous: FY25-29: +1%	CIP Subtotal	-	47,661	-
Salaries: FY25-29: +3.5%	ERP Onsite Training for Phase 1-4	-	-	-
Benefits: FY25-29: +6%	ERP Disaster Recovery Services	-	10,260	-
Operating +2%	Non-Recurring Operating Subtotal	-	10,260	-
<u>Transfer in:</u>	Total CIP/Non-Recurring Operating	\$ -	\$ 57,921	\$ -

FY20-22 repayment of FY20 Public

Art Fund loan - \$35,100 per year.

FY24-26 repayment of FY23 Public

Art Fund loan - \$8,600 per year.

Transfer out:

FY23 interfund loan to Public Art fund - \$25,000

*Personnel costs are estimated to decrease in FY25 & FY26 due to retirements and potential re-organization.

BUILDING FUND

PROJECTION 2025	PROJECTION 2026	PROJECTION 2027	PROJECTION 2028	PROJECTION 2029
\$ 2,115,049	\$ 1,793,549	\$ 1,524,349	\$ 1,234,649	\$ 932,449
-	-	-	-	-
-	-	-	-	-
1,030,000	1,060,900	1,092,700	1,125,500	1,159,300
-	-	-	-	-
-	-	-	-	-
-	-	-	-	-
39,900	40,300	40,700	41,100	41,500
-	-	-	-	-
8,600	8,600	-	-	-
\$ 1,078,500	\$ 1,109,800	\$ 1,133,400	\$ 1,166,600	\$ 1,200,800
938,100	907,900	942,600	978,700	1,016,300
459,900	469,100	478,500	488,100	497,900
-	-	-	-	-
2,000	2,000	2,000	2,000	2,000
-	-	-	-	-
-	-	-	-	-
-	-	-	-	-
-	-	-	-	-
\$ 1,400,000	\$ 1,379,000	\$ 1,423,100	\$ 1,468,800	\$ 1,516,200
\$ (321,500)	\$ (269,200)	\$ (289,700)	\$ (302,200)	\$ (315,400)
\$ 1,793,549	\$ 1,524,349	\$ 1,234,649	\$ 932,449	\$ 617,049
\$ 1,793,549	\$ 1,524,349	\$ 1,234,649	\$ 932,449	\$ 617,049
128.3%	110.7%	86.9%	63.6%	40.8%

PROJECTION 2025	PROJECTION 2026	PROJECTION 2027	PROJECTION 2028	PROJECTION 2029
-	-	-	-	-
-	-	-	-	-
-	-	-	-	-
-	-	-	-	-
-	-	-	-	-
-	-	-	-	-
\$ -	\$ -	\$ -	\$ -	\$ -

COUNTY GAS TAX FUND

	ACTUAL 2021	ACTUAL 2022	BUDGET 2023	ESTIMATED 2023	BUDGET 2024
BEGINNING FUND BALANCE	\$ 461,285	\$ 512,625	\$ 385,216	\$ 530,594	\$ 300,299
REVENUES					
Property Taxes	-	-	-	-	-
Other Taxes	468,888	476,062	481,000	481,000	486,000
Licenses, Permits, Fees	-	-	-	-	-
Intergovernmental	-	-	-	-	-
Charges for Services	-	-	-	-	-
Fines	-	-	-	-	-
Miscellaneous	755	(4,102)	1,000	1,000	3,000
Debt Proceeds	-	-	-	-	-
Transfers In	-	-	-	-	-
TOTAL REVENUES	\$ 469,643	\$ 471,959	\$ 482,000	\$ 482,000	\$ 489,000
EXPENDITURES					
Personnel	-	-	-	-	-
Operating	124,658	141,694	163,000	163,000	136,000
Non-Recurring Operating	-	-	225,000	225,000	225,000
Capital	293,645	312,297	-	-	-
CIP Capital	-	-	310,000	324,295	290,000
Other	-	-	-	-	-
Debt Service	-	-	-	-	-
Transfers Out	-	-	-	-	-
TOTAL EXPENDITURES	\$ 418,303	\$ 453,991	\$ 698,000	\$ 712,295	\$ 651,000
REVENUE OVER/(UNDER) EXPENDITURE	\$ 51,340	\$ 17,969	\$ (216,000)	\$ (230,295)	\$ (162,000)
ENDING FUND BALANCE	\$ 512,625	\$ 530,594	\$ 169,216	\$ 300,299	\$ 138,299
ENDING AVAILABLE FUND BALANCE	\$ 512,625	\$ 530,594	\$ 169,216	\$ 300,299	\$ 138,299

FB as % of Operating Budget 411.2% 374.5% 43.6% 77.4% 38.3%
(TARGET: 15%)

Notes:	CIP and Non-Recurring Operating	BUDGET 2023	ESTIMATED 2023	BUDGET 2024
<u>County Gas Tax Revenue</u>	Pavement Management Program	310,000	324,295	290,000
FY2024: 0%		-	-	-
FY2025: +0.7%	Subtotal CIP	310,000	324,295	290,000
FY2026: +0.5%	City Sidewalk Inspection Program	225,000	225,000	100,000
FY2027: +0.4%	Pavement Mgmt PCI Assessment/Modeling Software Update	-	-	125,000
FY2028: +0.2%	Non-Recurring Operating Subtotal	225,000	225,000	225,000
FY2029: +0.2%	Total CIP/Non-Recurring Operating	\$ 535,000	\$ 549,295	\$ 515,000

Miscellaneous Revenue: +1%

Operating: +3%

Capital: as programmed

COUNTY GAS TAX FUND

PROJECTION 2025	PROJECTION 2026	PROJECTION 2027	PROJECTION 2028	PROJECTION 2029
\$ 138,299	\$ 187,619	\$ 236,419	\$ 284,219	\$ 329,919
-	-	-	-	-
489,400	491,800	493,800	494,800	495,800
-	-	-	-	-
-	-	-	-	-
-	-	-	-	-
3,000	3,000	3,000	3,000	3,000
-	-	-	-	-
-	-	-	-	-
\$ 492,400	\$ 494,800	\$ 496,800	\$ 497,800	\$ 498,800
-	-	-	-	-
98,080	101,000	104,000	107,100	110,300
75,000	75,000	75,000	75,000	75,000
-	-	-	-	-
270,000	270,000	270,000	270,000	270,000
-	-	-	-	-
-	-	-	-	-
-	-	-	-	-
\$ 443,080	\$ 446,000	\$ 449,000	\$ 452,100	\$ 455,300
\$ 49,320	\$ 48,800	\$ 47,800	\$ 45,700	\$ 43,500
\$ 187,619	\$ 236,419	\$ 284,219	\$ 329,919	\$ 373,419
\$ 187,619	\$ 236,419	\$ 284,219	\$ 329,919	\$ 373,419
108.4%	134.3%	158.8%	181.2%	201.5%

PROJECTION 2025	PROJECTION 2026	PROJECTION 2027	PROJECTION 2028	PROJECTION 2029
270,000	270,000	270,000	270,000	270,000
-	-	-	-	-
270,000	270,000	270,000	270,000	270,000
75,000	75,000	75,000	75,000	75,000
-	-	-	-	-
75,000	75,000	75,000	75,000	75,000
\$ 345,000	\$ 345,000	\$ 345,000	\$ 345,000	\$ 345,000

PENNY FUND

	ACTUAL 2021	ACTUAL 2022	BUDGET 2023	ESTIMATED 2023	BUDGET 2024
BEGINNING FUND BALANCE	\$ 6,239,738	\$ 24,297,038	\$ 5,496,887	\$ 10,201,987	\$ 6,144,355
REVENUES					
Property Taxes	-	-	-	-	-
Other Taxes	4,586,465	5,320,918	4,989,000	5,480,545	5,617,300
Licenses, Permits, Fees	-	-	-	-	-
Intergovernmental	126,768	-	700,000	1,100,000	-
Charges for Services	-	-	-	-	-
Fines	-	-	-	-	-
Miscellaneous	6,190,049	20,288	15,000	83,000	423,000
Debt Proceeds	20,711,000	-	-	-	6,577,000
Transfers In	-	159,600	468,600	468,600	468,700
TOTAL REVENUES	\$ 31,614,282	\$ 5,500,806	\$ 6,172,600	\$ 7,132,145	\$ 13,086,000
EXPENDITURES					
Personnel	-	-	-	-	-
Operating	-	-	-	-	-
Non-Recurring Operating	-	-	-	-	-
Capital	12,217,937	17,919,840	-	-	-
CIP Capital	-	-	4,578,360	7,781,777	14,267,538
Other	-	-	-	-	-
Debt Service	839,045	1,676,017	3,408,000	3,408,000	3,474,490
Transfers Out	500,000	-	-	-	-
TOTAL EXPENDITURES	\$ 13,556,982	\$ 19,595,857	\$ 7,986,360	\$ 11,189,777	\$ 17,742,028
REVENUE OVER/(UNDER) EXPENDITURES	\$ 18,057,300	\$ (14,095,051)	\$ (1,813,760)	\$ (4,057,632)	\$ (4,656,028)
ENDING FUND BALANCE	\$ 24,297,038	\$ 10,201,987	\$ 3,683,127	\$ 6,144,355	\$ 1,488,327
ENDING AVAILABLE FUND BALANCE	\$ 24,297,038	\$ 10,201,987	\$ 3,683,127	\$ 6,144,355	\$ 1,488,327
FB as % of Operating Budget	N/A	N/A	N/A	N/A	N/A

*This fund is restricted for capital expenditures

PENNY FUND

PROJECTION	PROJECTION	PROJECTION	PROJECTION	PROJECTION
2025	2026	2027	2028	2029
\$ 1,488,327	\$ 410,727	\$ 885,327	\$ 2,315,327	\$ 3,929,427
-	-	-	-	-
5,802,700	5,965,200	6,138,200	6,322,300	6,512,000
-	-	-	-	-
-	-	-	-	-
-	-	-	-	-
570,000	270,000	20,000	20,000	20,000
-	-	-	-	-
468,600	468,700	468,500	468,600	468,500
\$ 6,841,300	\$ 6,703,900	\$ 6,626,700	\$ 6,810,900	\$ 7,000,500
-	-	-	-	-
-	-	-	-	-
-	-	-	-	-
-	-	-	-	-
4,047,800	1,434,400	1,081,000	1,081,000	830,000
-	-	-	-	-
3,871,100	4,794,900	4,115,700	4,115,800	4,114,800
-	-	-	-	-
\$ 7,918,900	\$ 6,229,300	\$ 5,196,700	\$ 5,196,800	\$ 4,944,800
\$ (1,077,600)	\$ 474,600	\$ 1,430,000	\$ 1,614,100	\$ 2,055,700
\$ 410,727	\$ 885,327	\$ 2,315,327	\$ 3,929,427	\$ 5,985,127
\$ 410,727	\$ 885,327	\$ 2,315,327	\$ 3,929,427	\$ 5,985,127
N/A	N/A	N/A	N/A	N/A

PENNY FUND

Notes:	CIP	BUDGET 2023	ESTIMATED 2023	BUDGET 2024
<u>Penny Tax Revenue</u>	Patricia Corridor Enhancements	155,000	155,000	-
FY24: +12.6%	Playground Equip. Replacement	125,000	163,649	-
FY25: +3.3%	Dog Park	300,000	-	-
FY26: +2.8%	Pavement Management Program	690,000	963,932	710,000
FY27: +2.9%	Dunedin Golf Course Cart Barn	-	30,727	-
FY28: +3.0%	Dunedin Golf Clubhouse Renovation	-	-	300,000
FY29: +3.0%	Existing City Hall Adaptive Reuse	-	-	300,000
	Fire Training Facility & EOC	-	165,093	-
	Fisher Concession Building Replacement	-	-	-
<u>Intergovernmental Revenue</u>	New City Hall	-	3,912,667	-
FY20-21: County contribution of 12.8% for Fire Train. Ctr/EOC - Total of \$478k	Highlander Aquatic Complex	-	51,089	6,846,725
	Skinner Corridor Improvements	-	-	2,985,413
<u>Misc. Revenue</u>	Parks Maintenance Facility	-	37,366	-
FY21 Gateway sale proceeds \$1,663,120.	Athletic Field Renovation	100,000	100,000	-
FY24 pool donation \$250k	Bridges & Boardwalks	-	7,803	-
FY25 pool donation \$500k	Citywide Parking Lot Resurfacing	156,360	156,360	-
FY26 pool donation \$250k	Court Resurfacing	-	3,950	-
<u>Transfers in:</u>	Pram Shed Replacement	600,000	674,439	-
FY22 from Water/WW for share of New City Hall debt payments \$159,600.	Midtown Parking Facility	1,200,000	-	1,200,000
FY23-30 from Water/WW for share of New City Hall debt payments \$468,600.	Brick Streets Program	602,000	602,000	302,000
	Gladys Douglas Preserve Developn	650,000	722,702	1,470,000
	Coca-Cola Property Adaptive Reuse	-	-	-
<u>Transfers out:</u>	Milwaukee Ave Streetscape Parkin	-	35,000	-
FY21 contribution to Stadium \$500,000.	Golf Course Contribution	-	-	153,400
FY22 fund balance includes \$500k payoff of Stadium interfund loan.	Total CIP	4,578,360	7,781,777	14,267,538

PENNY FUND

PROJECTION 2025	PROJECTION 2026	PROJECTION 2027	PROJECTION 2028	PROJECTION 2029
-	-	-	-	-
60,000	100,000	200,000	200,000	-
-	-	-	-	-
730,000	730,000	730,000	730,000	730,000
-	-	-	-	-
-	-	-	-	-
-	-	-	-	-
-	-	-	-	100,000
-	-	-	-	-
-	-	-	-	-
-	-	-	-	-
-	-	-	-	-
-	-	-	-	-
-	-	-	-	-
-	-	-	-	-
-	-	-	-	-
-	-	-	-	-
2,500,000	-	-	-	-
151,000	151,000	151,000	151,000	-
-	-	-	-	-
300,000	300,000	-	-	-
-	-	-	-	-
306,800	153,400	-	-	-
4,047,800	1,434,400	1,081,000	1,081,000	830,000

AMERICAN RESCUE PLAN ACT (ARPA) FUND

	ACTUAL 2021	ACTUAL 2022	BUDGET 2023	ESTIMATED 2023	BUDGET 2024
BEGINNING FUND BALANCE	\$ -	\$ -	\$ 4,016,102	\$ 13,935,192	\$ 5,889,336
REVENUES					
Property Taxes	-	-	-	-	-
Other Taxes	-	-	-	-	-
Licenses, Permits, Fees	-	-	-	-	-
Intergovernmental	-	15,279,690	8,149,845	0	-
Charges for Services	-	-	-	-	-
Fines	-	-	-	-	-
Miscellaneous	-	-	-	400,000	350,000
Debt Proceeds	-	-	-	-	-
Transfers In	-	-	-	-	-
TOTAL REVENUES	\$ -	\$ 15,279,690	\$ 8,149,845	\$ 400,000	\$ 350,000
EXPENDITURES					
Personnel	-	311,200	-	-	-
Operating	-	188,880	-	298,678	-
Non-Recurring Operating	-	-	330,000	586,407	125,000
Capital	-	615,118	-	-	-
CIP Capital	-	-	7,015,000	7,279,544	5,404,660
Other	-	229,300	-	281,227	-
Debt Service	-	-	-	-	-
Transfers Out	-	-	-	-	-
TOTAL EXPENDITURES	\$ -	\$ 1,344,498	\$ 7,345,000	\$ 8,445,856	\$ 5,529,660
REVENUE OVER/(UNDER) EXPENDITURES	\$ -	\$ 13,935,192	\$ 804,845	\$ (8,045,856)	\$ (5,179,660)
ENDING FUND BALANCE	\$ -	\$ 13,935,192	\$ 4,820,947	\$ 5,889,336	\$ 709,676
ENDING AVAILABLE FUND BALANCE	\$ -	\$ 13,935,192	\$ 4,820,947	\$ 5,889,336	\$ 709,676
FB as % of Operating Budget	N/A	N/A	N/A	N/A	N/A

Notes:	CIP and Non-Recurring Operating	BUDGET 2023	ESTIMATED 2023	BUDGET 2024
<p>The estimated federal grant revenue under the American Rescue Plan Act for the City of Dunedin is approximately \$18.3M in total. The payments are expected to be received in two equal tranches approximately 12 months apart.</p> <p>\$3,020,000 of the \$18,300,000 has been accounted for in the General Fund for revenue recovery for governmental services.</p>	Dunedin Golf Club Restoration	2,000,000	2,000,000	-
	Dunedin Public Library Playground	50,000	50,000	-
	Highlander Aquatic Complex	2,000,000	2,000,000	2,904,660
	Pickleball Courts	400,000	-	700,000
	Skinner Blvd Improvements	-	-	1,500,000
	Affordable/Workforce Housing Program	650,000	650,000	-
	Cybersecurity Training & Equipment	-	130,767	-
	Downtown East End Plan - Mease Mater	240,000	240,000	-
	Special Rescue Vehicle	-	72,725	-
	Broadband Internet Fiber Cable Infrastru	1,675,000	2,136,052	300,000
	CIP Subtotal	7,015,000	7,279,544	5,404,660
	Clearwater Ferry Service Contribution	55,000	55,000	-
	Cybersecurity Training & Equipment	-	117,669	-
	Marketing Plan/Campaign for Brand Aw	100,000	100,000	-
	Special Event Funding	-	138,738	-
	Downtown Looper	175,000	175,000	125,000
	Projects TBD	-	-	-
Non-Recurring Operating Subtotal	330,000	586,407	125,000	
Total CIP/Non-Recurring Operating	\$ 7,345,000	\$ 7,865,951	\$ 5,529,660	

CRA FUND

	ACTUAL 2021	ACTUAL 2022	BUDGET 2023	ESTIMATED 2023	BUDGET 2024
BEGINNING FUND BALANCE	\$ 1,026,901	\$ 1,303,415	\$ 197,981	\$ 1,335,046	\$ 233,806
REVENUES					
Property Taxes	1,348,197	1,518,589	1,765,891	1,692,199	2,034,281
Other Taxes	-	-	-	-	-
Licenses, Permits, Fees	-	-	-	-	-
Intergovernmental	2,718	-	-	-	-
Charges for Services	-	-	-	-	-
Fines	-	-	-	-	-
Miscellaneous	40,312	36,400	51,000	10,000	8,000
Debt Proceeds	-	5,778,122	-	-	3,780,000
Transfers In	-	-	-	-	-
TOTAL REVENUES	\$ 1,391,228	\$ 7,333,111	\$ 1,816,891	\$ 1,702,199	\$ 5,822,281
EXPENDITURES					
Personnel	241,867	251,671	283,100	283,100	272,561
Operating	423,305	248,881	259,497	266,772	250,460
Non-Recurring Operating	-	-	220,000	359,861	50,000
Capital	360,985	5,795,941	-	-	-
CIP Capital	-	-	375,000	1,035,877	4,001,941
Other	38,557	428,182	114,000	214,000	103,000
Debt Service	-	512,895	607,371	607,371	886,212
Transfers Out	50,000	63,910	36,458	36,458	38,252
TOTAL EXPENDITURES	\$ 1,114,714	\$ 7,301,480	\$ 1,895,426	\$ 2,803,439	\$ 5,602,426
REVENUE OVER/(UNDER) EXPENDITURES	\$ 276,514	\$ 31,631	\$ (78,535)	\$ (1,101,240)	\$ 219,855
ENDING FUND BALANCE	\$ 1,303,415	\$ 1,335,046	\$ 119,446	\$ 233,806	\$ 453,661
ENDING AVAILABLE FUND BALANCE	\$ 1,303,415	\$ 1,335,046	\$ 119,446	\$ 233,806	\$ 453,661
FB as % of Operating Budget	196.0%	266.7%	15.7%	25.7%	79.2%
(TARGET: 15%)					

CRA FUND

PROJECTION 2025	PROJECTION 2026	PROJECTION 2027	PROJECTION 2028	PROJECTION 2029
\$ 453,661	\$ (6,076)	\$ 203,920	\$ 658,168	\$ 723,306
2,053,119	2,251,559	2,644,802	2,744,184	2,837,877
-	-	-	-	-
-	-	-	-	-
-	-	-	-	-
-	-	-	-	-
8,100	8,200	8,300	8,400	8,500
5,072,316	-	-	-	-
-	-	-	-	-
\$ 7,133,535	\$ 2,259,759	\$ 2,653,102	\$ 2,752,584	\$ 2,846,377
282,400	292,600	303,200	314,200	325,600
243,819	247,759	238,154	242,946	245,286
-	-	-	-	-
-	-	-	-	-
5,722,316	200,000	350,000	900,000	400,000
53,000	53,000	53,000	53,000	53,000
1,255,400	1,222,700	1,226,100	1,177,300	1,178,600
36,337	33,705	28,400	-	-
\$ 7,593,272	\$ 2,049,764	\$ 2,198,854	\$ 2,687,446	\$ 2,202,486
\$ (459,737)	\$ 209,996	\$ 454,248	\$ 65,137	\$ 643,891
\$ (6,076)	\$ 203,920	\$ 658,168	\$ 723,306	\$ 1,367,197
\$ (6,076)	\$ 203,920	\$ 658,168	\$ 723,306	\$ 1,367,197
-1.2%	37.7%	121.6%	129.8%	239.5%

CRA FUND

Notes:	CIP and Non-Recurring Operating	BUDGET 2023	ESTIMATED 2023	BUDGET 2024
<u>Property - Taxable Values</u>	Skinner Blvd. Imp - Construction	-	-	3,285,269
FY 2024: 17.17%	Midtown Parking Facility	-	-	-
FY 2025*: 5.9% & \$6M new constr.	Downtown Pavers, Walkability & Enhanc	300,000	507,281	125,000
FY 2026: 4.3% & \$12.5m new constr.	Underground Utilities in Downtown	-	-	-
FY 2027: 3.9% & \$37.5M new constr.	Downtown Median Removal	15,000	15,000	15,000
FY 2028: 3.4%	Crosswalks on Douglas	-	80,596	-
FY 2029: 3.1%	Downtown Alleyway Enhancements	-	-	-
*Starting in FY 2025 the County will	Skinner/New York Entry Way Median	-	-	-
base its contribution off the City's	Highland/Louden/Virginia Streetscape	-	125,000	-
millage rate of 4.1345. The County's	Highland Streetscape	-	-	-
rate is 5.3950 in FY 2022 and	Downtown East End Plan - Mease Mat	60,000	210,000	100,000
4.8188 in FY 2023 - FY 2024.	Downtown Art (Louden / Virginia)	-	98,000	-
	Huntley Avenue Streetscape	-	-	-
<u>Salaries:</u> FY24-29: +3.5%	Downtown Bollards	-	-	175,000
	Existing City Hall Adaptive Re-use	-	-	301,672
<u>Benefits:</u> FY24-29: +6%	CIP Subtotal	375,000	1,035,877	4,001,941
<u>Operating:</u> +2%	Skinner Blvd. Imp - Design	200,000	241,069	-
	Downtown East End Plan - Design	-	23,792	-
<u>Transfer out:</u>	Downtown Landscaping Project	-	40,000	50,000
FY21-26 to Impact Fund for Park	Downtown Pavers, Walkability & Enhanc	-	35,000	-
Impact Fee contributions	Existing City Hall Adaptive Re-use Desi	20,000	20,000	-
FY21-27 to General Fund for P&R	Non-Recurring Operating Subtotal	220,000	359,861	50,000
	Total CIP/Non-Recurring Operating	\$ 595,000	\$ 1,395,738	\$ 4,051,941

CRA FUND

PROJECTION 2025	PROJECTION 2026	PROJECTION 2027	PROJECTION 2028	PROJECTION 2029
-	-	-	-	-
5,072,316	-	-	-	-
400,000	200,000	-	500,000	-
75,000	-	200,000	-	200,000
-	-	-	-	-
-	-	-	-	-
-	-	150,000	-	-
-	-	-	200,000	-
-	-	-	-	-
-	-	-	200,000	200,000
-	-	-	-	-
-	-	-	-	-
-	-	-	-	-
175,000	-	-	-	-
-	-	-	-	-
5,722,316	200,000	350,000	900,000	400,000
-	-	-	-	-
-	-	-	-	-
-	-	-	-	-
-	-	-	-	-
-	-	-	-	-
\$ 5,722,316	\$ 200,000	\$ 350,000	\$ 900,000	\$ 400,000

SOLID WASTE UTILITY FUND

	ACTUAL 2021	ACTUAL 2022	BUDGET 2023	ESTIMATED 2023	BUDGET 2024
BEGINNING FUND BALANCE	\$ 1,821,814	\$ 2,166,976	\$ 2,096,284	\$ 2,522,398	\$ 1,990,846
REVENUES					
Licenses, Permits, Fees	50,842	61,552	40,675	40,675	50,800
Intergovernmental	-	-	-	-	-
Charges for Services	6,106,356	6,307,318	6,531,800	6,531,800	6,785,929
Fines	-	-	-	-	-
Miscellaneous	18,343	53,693	9,970	9,970	22,570
Debt Proceeds	-	-	1,695,292	1,695,292	1,034,000
Transfers In	-	-	-	-	-
Revenue Subtotal	\$ 6,175,541	\$ 6,422,564	\$ 8,277,737	\$ 8,277,737	\$ 7,893,299
Elimination of Debt Proceeds	-	-	(1,695,292)	(1,695,292)	(1,034,000)
TOTAL REVENUES	\$ 6,175,541	\$ 6,422,564	\$ 6,582,445	\$ 6,582,445	\$ 6,859,299
EXPENSES					
Personnel	1,473,716	1,578,649	1,743,720	1,743,720	1,824,094
Operating	3,937,763	4,052,726	4,851,841	4,851,841	5,167,541
Non-Recurring Operating	-	-	30,000	30,000	110,000
Capital	503,484	339,696	35,000	35,000	35,000
CIP Capital	-	-	976,542	1,317,747	1,034,000
Other	-	-	-	-	-
Debt Service	291,609	174,931	379,414	217,400	532,114
Transfers Out	-	-	-	-	-
Expense Subtotal	\$ 6,206,573	\$ 6,146,002	\$ 8,016,517	\$ 8,195,708	\$ 8,702,749
Depreciation	405,116	397,968	475,389	475,389	479,589
Elimination of Principal Debt Payment	(277,826)	(137,134)	(328,200)	(204,400)	(452,400)
Elimination of Capital	(503,484)	(339,696)	(1,011,542)	(1,352,700)	(1,069,000)
TOTAL EXPENSES	\$ 5,830,379	\$ 6,067,141	\$ 7,152,164	\$ 7,113,997	\$ 7,660,938
REVENUE OVER/(UNDER) EXPENSE	\$ (31,032)	\$ 276,561	\$ 261,220	\$ 82,029	\$ (809,450)
ENDING TOTAL NET POSITION	\$ 2,166,976	\$ 2,522,398	\$ 1,526,565	\$ 1,990,846	\$ 1,189,207
ENDING AVAILABLE NET POSITION	\$ 1,570,818	\$ 2,105,029	\$ 1,358,454	\$ 2,187,058	\$ 1,377,608
FB as % of Operating Budget (TARGET: 15%)	29.0%	37.4%	20.5%	33.0%	19.4%

Notes:	CIP and Non-Recurring Capital	BUDGET 2023	ESTIMATED 2023	BUDGET 2024
<u>Charges for Service</u>	Fleet Replacements	976,542	1,317,747	1,034,000
FY 2022-2025: +4%	CIP Subtotal	976,542	1,317,747	1,034,000
FY 2026-2029: 0%	Program Rate Evaluation & Improvement	-	-	110,000
<u>Salaries</u>	Citywide HVAC Replacements	30,000	30,000	-
FY 2025-2029: +3.5%	Non-Recurring Operating Subtotal	30,000	30,000	110,000
<u>Benefits</u>	Total CIP/Non-Recurring Operating	\$ 1,006,542	\$ 1,347,747	\$ 1,144,000
FY 2025-2029: +6%				
<u>Operating</u> +2%				

SOLID WASTE UTILITY FUND

PROJECTION 2025	PROJECTION 2026	PROJECTION 2027	PROJECTION 2028	PROJECTION 2029
\$ 1,189,207	\$ 625,407	\$ (175,393)	\$ (1,183,893)	\$ (2,401,493)
50,800	50,800	50,800	50,800	50,800
-	-	-	-	-
7,057,400	7,057,400	7,057,400	7,057,400	7,057,400
-	-	-	-	-
22,600	22,600	22,600	22,600	22,600
1,257,200	672,600	709,300	454,931	1,051,100
-	-	-	-	-
\$ 8,388,000	\$ 7,803,400	\$ 7,840,100	\$ 7,585,731	\$ 8,181,900
(1,257,200)	(672,600)	(709,300)	(454,931)	(1,051,100)
\$ 7,130,800	\$ 7,130,800	\$ 7,130,800	\$ 7,130,800	\$ 7,130,800
1,827,310	1,898,300	1,972,200	2,049,100	2,129,200
5,270,900	5,376,300	5,483,800	5,593,500	5,705,400
-	-	-	-	-
35,000	35,000	35,000	35,000	35,000
1,257,200	672,600	709,300	454,931	1,051,100
-	-	-	-	-
706,500	886,600	1,039,800	1,131,200	940,400
-	-	-	-	-
\$ 9,096,910	\$ 8,868,800	\$ 9,240,100	\$ 9,263,731	\$ 9,861,100
503,600	528,800	555,200	583,000	612,200
(613,700)	(758,400)	(911,700)	(1,008,400)	(840,500)
(1,292,200)	(707,600)	(744,300)	(489,931)	(1,086,100)
\$ 7,694,600	\$ 7,931,600	\$ 8,139,300	\$ 8,348,400	\$ 8,546,700
\$ (708,910)	\$ (1,065,400)	\$ (1,400,000)	\$ (1,678,000)	\$ (1,679,200)
\$ 625,407	\$ (175,393)	\$ (1,183,893)	\$ (2,401,493)	\$ (3,817,393)
\$ 668,698	\$ (396,702)	\$ (1,796,702)	\$ (3,474,702)	\$ (5,153,902)
9.4%	-5.5%	-24.1%	-45.5%	-65.8%
PROJECTION 2025	PROJECTION 2026	PROJECTION 2027	PROJECTION 2028	PROJECTION 2029
1,257,200	672,600	709,300	454,931	1,051,100
1,257,200	672,600	709,300	454,931	1,051,100
-	-	-	-	-
-	-	-	-	-
-	-	-	-	-
\$ 1,257,200	\$ 672,600	\$ 709,300	\$ 454,931	\$ 1,051,100

WATER/WASTEWATER UTILITY FUND

	ACTUAL 2021	ACTUAL 2022	BUDGET 2023	ESTIMATED 2023	BUDGET 2024
BEGINNING FUND BALANCE	\$ 37,449,197	\$ 38,036,789	\$ 37,483,158	\$ 39,337,040	\$ 36,780,100
REVENUES					
Licenses, Permits, Fees	167,890	215,292	220,000	220,000	312,000
Intergovernmental	-	-	-	-	1,988,322
Charges for Services	18,801,161	20,330,345	20,263,800	21,270,000	22,763,100
Fines	112,634	127,253	150,000	150,000	125,000
Miscellaneous	350,159	46,947	184,860	184,860	407,500
Debt Proceeds	-	-	-	23,929,367	6,469,226
Transfers In	-	-	-	-	-
Revenue Subtotal	\$ 19,431,844	\$ 20,719,838	\$ 20,818,660	\$ 45,754,227	\$ 32,065,148
Elimination of Debt Proceeds	-	-	-	(23,929,367)	(6,469,226)
TOTAL REVENUES	\$ 19,431,844	\$ 20,719,838	\$ 20,818,660	\$ 21,824,860	\$ 25,595,922
EXPENSES					
Personnel	6,245,193	6,481,846	7,216,588	6,716,588	7,577,030
Operating	7,498,457	8,541,778	8,955,363	9,528,972	10,512,910
Non-Recurring Operating	-	-	350,000	764,414	460,000
Capital	4,831,030	2,854,844	7,700	305,850	5,700
CIP Capital	-	-	8,890,452	32,176,414	18,596,142
Other	-	50,350	350,000	350,000	35,000
Debt Service	2,185,310	1,500,384	4,619,388	3,541,349	4,979,688
Transfers Out	-	159,600	468,600	468,600	468,700
Expense Subtotal	\$ 20,759,990	\$ 19,588,803	\$ 30,858,091	\$ 53,852,187	\$ 42,635,170
Depreciation	4,005,564	3,817,479	6,051,280	6,051,280	3,678,680
Elimination of Principal Debt Paymer	(1,090,273)	(1,131,851)	(3,486,700)	(3,039,367)	(3,907,400)
Elimination of Capital	(4,831,030)	(2,854,844)	(8,898,152)	(32,482,264)	(18,601,842)
TOTAL EXPENSES	\$ 18,844,250	\$ 19,419,587	\$ 24,524,519	\$ 24,381,800	\$ 23,804,608
REVENUE OVER/(UNDER) EXPENSE	\$ (1,328,146)	\$ 1,131,035	\$ (10,039,431)	\$ (8,097,960)	\$ (10,570,022)
ENDING TOTAL NET POSITION	\$ 38,036,789	\$ 39,337,040	\$ 33,777,299	\$ 36,780,100	\$ 38,571,414
ENDING AVAILABLE NET POSITION	\$ 19,708,260	\$ 21,870,119	\$ 13,023,496	\$ 13,772,159	\$ 3,202,137
FB as % of Operating Budget	136.1%	138.9%	72.8%	77.3%	11.9%

(TARGET: 25%)

*\$1M capital reserve accounted for each year

WATER/WASTEWATER UTILITY FUND

PROJECTION 2025	PROJECTION 2026	PROJECTION 2027	PROJECTION 2028	PROJECTION 2029
\$ 38,571,414	\$ 39,406,614	\$ 39,857,114	\$ 39,861,014	\$ 39,404,814
280,000	280,000	280,000	280,000	280,000
-	-	-	-	-
24,128,900	24,128,900	24,128,900	24,128,900	24,128,900
125,000	125,000	125,000	125,000	125,000
407,500	407,500	407,500	407,500	407,500
-	-	-	-	-
-	-	-	-	-
\$ 24,941,400	\$ 24,941,400	\$ 24,941,400	\$ 24,941,400	\$ 24,941,400
-	-	-	-	-
\$ 24,941,400	\$ 24,941,400	\$ 24,941,400	\$ 24,941,400	\$ 24,941,400
7,871,100	8,177,200	8,495,900	8,827,600	9,173,000
10,723,200	10,937,700	11,156,500	11,379,600	11,607,200
150,000	100,000	100,000	100,000	100,000
5,700	5,700	5,700	5,700	5,700
4,385,000	3,860,000	2,630,000	2,730,000	8,830,000
35,000	35,000	35,000	35,000	35,000
5,196,300	5,192,800	5,190,100	5,188,900	3,737,300
468,600	468,700	468,500	468,600	468,500
\$ 28,834,900	\$ 28,777,100	\$ 28,081,700	\$ 28,735,400	\$ 33,956,700
3,678,700	3,678,700	3,678,700	3,678,700	3,678,700
(4,016,700)	(4,099,200)	(4,187,200)	(4,280,800)	(2,901,600)
(4,390,700)	(3,865,700)	(2,635,700)	(2,735,700)	(8,835,700)
\$ 24,106,200	\$ 24,490,900	\$ 24,937,500	\$ 25,397,600	\$ 25,898,100
\$ (3,893,500)	\$ (3,835,700)	\$ (3,140,300)	\$ (3,794,000)	\$ (9,015,300)
\$ 39,406,614	\$ 39,857,114	\$ 39,861,014	\$ 39,404,814	\$ 38,448,114
\$ (691,363)	\$ (4,527,063)	\$ (7,667,363)	\$ (11,461,363)	\$ (20,476,663)
-9.0%	-28.8%	-43.9%	-61.4%	-102.9%

WATER/WASTEWATER UTILITY FUND

Notes:	BUDGET	ESTIMATED	BUDGET
	2023	2023	2024
<u>Charges for Service</u>			
WTP Design-Build	-	353,700	-
FY 2022-2025: +6%			
Bayshore Water Main	-	520,584	679,416
FY 2026-2029: 0%			
WW Lift Station Forcemain Replacement	-	3,546,615	-
<u>Salaries</u>			
Water Production Well Facilities	500,000	1,060,500	-
FY 2025-2029: +3.5%			
Curlew Rd. Watermain Replacement	-	-	-
<u>Benefits</u>			
WWTP Electrical System Upgrade	4,118,000	13,293,522	9,030,943
FY 2025-2029: +6%			
WWTP Outfall Piping Repair	-	-	-
<u>Operating +2%</u>			
Ranchwood & Hitching WM Replacemen	325,000	-	-
<u>Transfers out:</u>			
Lift Station #20 Repair/Replacement	178,452	1,789,520	-
FY22 to Penny for share of New			
Lift Station #32 Repair/Replacement	-	624,220	800,000
City Hall debt payments \$159,600.			
WWTP Re-Aeration Basin Reno	50,000	100,000	-
FY23-30 to Penny for share of			
San Christopher Reclaim Storage Tanks	-	-	-
New City Hall debt payments \$468,600			
Reclaimed Water Dist. System Master Pl	-	-	-
Lofty Pine Estates Septic to Sewer Projec	850,000	2,414,458	1,185,542
Pipe Lining Project	1,000,000	1,840,954	-
WWTP SCADA System Upgrade	419,000	1,582,980	970,241
Offsite Potable Water Storage Valve Rep	75,000	150,000	-
Wastewater Lift Stations Rehab	500,000	705,505	900,000
Water Plant Admin Building Hardening	-	450,000	-
WTP Standby Emergency Generator Rep	-	-	-
Willow Wood Village Water Main Rep	200,000	200,000	-
WWTP Chlorine Contact Basin Rehab	-	1,815,627	-
WWTP Facility #8, Filter Media & Basin R	-	-	1,650,000
Lift Station Evaluation	-	1,253,229	-
Direct Potable Reuse Pilot Study	200,000	-	200,000
Wastewater Collections Bypass Pump	50,000	50,000	80,000
Wastewater Lift Stations Pump Replacen	150,000	150,000	150,000
Wastewater Treatment Plant 10,000 Gal	275,000	275,000	-
Patricia Ave Water Main Replacement	-	-	450,000
Wastewater Emergency Operations Center Belcher Rd Storage Tank Yard	-	-	-
Wastewater Treatment Plant Reclaim Storage Tank On Site	-	-	-
Virginia Street Water Main Replacement	-	-	2,000,000
Skinner Blvd Improvements	-	-	500,000
Utility Relocation on Curlew	-	-	-
CIP Subtotal	8,890,452	32,176,414	18,596,142
Manhole Lining Project	100,000	254,262	100,000
Curlew Reclaimed Tank Repainting & Ref	-	253,720	-
Lift Station Evaluation	-	6,432	-
Raw Water Transmission Line Piggig	200,000	200,000	-
Wastewater Plant Admin Building Harde	50,000	50,000	-
Wastewater Plant Admin Building Interior Renovation	-	-	110,000
Citywide HVAC Rep - Wastewater	-	-	-
Wastewater Plant Admin Bldg Hardening - Window Replacement	-	-	250,000
Non-Recurring Operating Subtotal	350,000	764,414	460,000
Total CIP/Non-Recurring Operating	\$ 9,240,452	\$ 32,940,828	\$ 19,056,142

WATER/WASTEWATER UTILITY FUND

PROJECTION 2025	PROJECTION 2026	PROJECTION 2027	PROJECTION 2028	PROJECTION 2029
-	-	-	-	-
-	-	-	-	-
-	-	-	-	-
930,000	930,000	500,000	500,000	-
-	-	-	100,000	-
-	-	-	-	-
-	-	-	-	-
325,000	-	-	-	-
-	-	-	-	-
-	-	-	-	-
-	-	-	-	-
-	50,000	-	-	-
-	-	-	-	-
1,000,000	1,000,000	1,000,000	1,000,000	1,000,000
-	-	-	-	-
-	-	-	-	-
900,000	900,000	900,000	900,000	900,000
-	-	-	-	-
-	750,000	-	-	-
500,000	-	-	-	-
-	-	-	-	-
-	-	-	-	-
-	-	-	-	-
-	-	-	-	-
80,000	80,000	80,000	80,000	80,000
150,000	150,000	150,000	150,000	150,000
-	-	-	-	-
-	-	-	-	-
-	-	-	-	6,700,000
-	-	-	-	-
-	-	-	-	-
500,000	-	-	-	-
4,385,000	3,860,000	2,630,000	2,730,000	8,830,000
100,000	100,000	100,000	100,000	100,000
-	-	-	-	-
-	-	-	-	-
-	-	-	-	-
-	-	-	-	-
-	-	-	-	-
50,000	-	-	-	-
-	-	-	-	-
150,000	100,000	100,000	100,000	100,000
\$ 4,535,000	\$ 3,960,000	\$ 2,730,000	\$ 2,830,000	\$ 8,930,000

STORMWATER UTILITY FUND

	ACTUAL	ACTUAL	BUDGET	ESTIMATED	BUDGET
	2021	2022	2023	2023	2024
BEGINNING FUND BALANCE	\$ 12,888,164	\$ 11,992,779	\$ 10,673,988	\$ 11,861,316	\$ 9,936,126
REVENUES					
Intergovernmental	-	-	-	-	-
Charges for Services	3,993,104	4,236,395	4,205,000	4,205,000	4,290,000
Fines	-	-	-	-	-
Miscellaneous	28,471	(47,388)	25,500	110,000	61,000
Debt Proceeds	-	-	-	-	-
Transfers In	-	-	30,310	30,310	-
Revenue Subtotal	\$ 4,021,575	\$ 4,189,007	\$ 4,260,810	\$ 4,345,310	\$ 4,351,000
Elimination of Debt Proceeds	-	-	-	-	-
TOTAL REVENUES	\$ 4,021,575	\$ 4,189,007	\$ 4,260,810	\$ 4,345,310	\$ 4,351,000
EXPENSES					
Personnel	926,978	897,315	1,141,800	1,141,800	1,336,904
Operating	2,025,687	1,303,274	1,478,108	1,504,600	1,538,373
Non-Recurring Operating	-	-	730,000	1,821,077	670,000
Capital	192,784	807,889	-	524,900	-
CIP Capital	-	-	1,336,300	2,180,002	1,250,000
Other	-	309,295	-	-	-
Debt Service	863,162	731,189	826,305	826,305	827,805
Transfers Out	59,500	-	-	-	-
Expense Subtotal	\$ 4,068,111	\$ 4,048,962	\$ 5,512,513	\$ 7,998,700	\$ 5,623,082
Depreciation	1,542,361	1,541,545	1,540,725	1,540,725	1,609,425
Elimination of Principal Debt Paym€	(500,727)	(462,149)	(564,000)	(564,000)	(578,900)
Elimination of Capital	(192,784)	(807,889)	(1,336,300)	(2,704,900)	(1,250,000)
TOTAL EXPENSES	\$ 4,916,961	\$ 4,320,469	\$ 5,152,938	\$ 6,270,500	\$ 5,403,607
REVENUE OVER/(UNDER) EXPENSE	\$ (46,536)	\$ 140,045	\$ (1,251,703)	\$ (3,653,390)	\$ (1,272,082)
ENDING TOTAL NET POSITION	\$ 11,992,779	\$ 11,861,316	\$ 9,781,860	\$ 9,936,126	\$ 8,883,519
ENDING AVAILABLE NET POSITION	\$ 5,518,602	\$ 4,804,276	\$ 1,340,208	\$ 1,150,886	\$ (121,196)

FB as % of Operating Budget 170.0% 195.6% 25.1% 19.4% -17.5%

(TARGET: 25%)

*\$500,000 capital reserve accounted for each year

STORMWATER UTILITY FUND

PROJECTION 2025	PROJECTION 2026	PROJECTION 2027	PROJECTION 2028	PROJECTION 2029
\$ 8,883,519	\$ 7,909,219	\$ 7,061,319	\$ 6,138,219	\$ 5,067,319
-	-	-	-	-
4,354,400	4,354,400	4,354,400	4,354,400	4,354,400
-	-	-	-	-
25,000	25,000	25,000	25,000	25,000
-	-	-	-	-
-	-	-	-	-
\$ 4,379,400	\$ 4,379,400	\$ 4,379,400	\$ 4,379,400	\$ 4,379,400
-	-	-	-	-
\$ 4,379,400	\$ 4,379,400	\$ 4,379,400	\$ 4,379,400	\$ 4,379,400
1,389,600	1,444,500	1,501,700	1,561,400	1,623,600
1,569,100	1,600,500	1,632,500	1,665,200	1,698,500
550,000	350,000	350,000	420,000	-
-	-	-	-	-
600,000	1,750,000	250,000	250,000	200,000
-	-	-	-	-
828,800	824,200	827,600	826,800	705,900
-	-	-	-	-
\$ 4,937,500	\$ 5,969,200	\$ 4,561,800	\$ 4,723,400	\$ 4,228,000
1,609,400	1,609,400	1,609,400	1,609,400	1,609,400
(593,200)	(601,300)	(618,700)	(632,500)	(525,000)
(600,000)	(1,750,000)	(250,000)	(250,000)	(200,000)
\$ 5,353,700	\$ 5,227,300	\$ 5,302,500	\$ 5,450,300	\$ 5,112,400
\$ (558,100)	\$ (1,589,800)	\$ (182,400)	\$ (344,000)	\$ 151,400
\$ 7,909,219	\$ 7,061,319	\$ 6,138,219	\$ 5,067,319	\$ 4,334,319
\$ (679,296)	\$ (2,269,096)	\$ (2,451,496)	\$ (2,795,496)	\$ (2,644,096)
-33.6%	-81.6%	-84.7%	-90.4%	-94.6%

STORMWATER UTILITY FUND

		BUDGET	ESTIMATED	BUDGET
<u>Notes:</u>	CIP and Non-Recurring Capital	2023	2023	2024
<u>Charges for Services:</u>	Cedarwood/Lyndhurst CMP Replacemen	-	206,343	-
FY21-25: +1.5%	Brady Box Culvert	65,000	666,513	-
FY26-29: 0%	North Douglas Weir Reconstruction	400,000	400,000	-
<u>Salaries</u>	Buena Vista Dr Drainage Imp	71,300	337,279	-
FY 2025-2029: +3.5%	San Charles Dr Drainage Imp	-	104,648	-
<u>Benefits</u>	Santa Barbara Dr Drainage Imp	200,000	215,219	1,000,000
FY 2025-2029: +6%	Brick Streets Program	50,000	50,000	50,000
<u>Operating</u> +2%	Pavement Management Program	200,000	200,000	200,000
<u>Transfer in:</u>	Ranchwood Dr. S. & Hitching Post Ln. Wt	350,000	-	-
FY22-23 from General Fund for repayment of interfund loan for fire radios \$30,310	North Douglas Inline Valve	-	-	-
	CIP Subtotal	1,336,300	2,180,002	1,250,000
	Stormwater Pipe Lining	-	400,000	380,000
<u>Transfer out:</u>	Gabion Repair & Replacement Program	730,000	1,342,889	250,000
FY21 transfer to General Fund for fire radios - \$59,500	Underdrain Repair & Replacement	-	42,471	-
	North Douglas Weir Reconstruction (Des	-	4,638	-
	Citywide Exterior Painting - Public Svcs	-	-	40,000
	Citywide HVAC Replacements - Public Svc	-	31,079	-
	Non-Recurring Operating Subtotal	730,000	1,821,077	670,000
	Total CIP/Non-Recurring Operating	\$ 2,066,300	\$ 4,001,079	\$ 1,920,000

STORMWATER UTILITY FUND

PROJECTION 2025	PROJECTION 2026	PROJECTION 2027	PROJECTION 2028	PROJECTION 2029
-	-	-	-	-
-	-	-	-	-
-	-	-	-	-
-	-	-	-	-
-	-	-	-	-
50,000	50,000	50,000	50,000	-
200,000	200,000	200,000	200,000	200,000
350,000	-	-	-	-
-	1,500,000	-	-	-
600,000	1,750,000	250,000	250,000	200,000
300,000	100,000	100,000	100,000	-
250,000	250,000	250,000	320,000	-
-	-	-	-	-
-	-	-	-	-
-	-	-	-	-
-	-	-	-	-
550,000	350,000	350,000	420,000	-
\$ 1,150,000	\$ 2,100,000	\$ 600,000	\$ 670,000	\$ 200,000

MARINA FUND

	ACTUAL 2021	ACTUAL 2022	BUDGET 2023	ESTIMATED 2023	BUDGET 2024
BEGINNING FUND BALANCE	\$ 2,780,951	\$ 2,866,067	\$ 2,820,108	\$ 2,900,697	\$ 2,880,608
REVENUES					
Intergovernmental	-	-	-	-	-
Charges for Services	30,065	36,645	27,000	36,000	36,000
Fines	3,136	3,842	2,500	3,000	3,000
Miscellaneous*	565,638	554,654	555,938	581,812	604,365
Debt Proceeds	-	-	-	-	-
Transfers In	-	-	-	-	-
Revenue Subtotal	\$ 598,840	\$ 595,141	\$ 585,438	\$ 620,812	\$ 643,365
Elimination of Debt Proceeds	-	-	-	-	-
TOTAL REVENUES	\$ 598,840	\$ 595,141	\$ 585,438	\$ 620,812	\$ 643,365
EXPENSES					
Personnel	150,643	169,991	178,000	178,000	195,676
Operating	216,021	233,984	254,560	306,446	276,322
Non-Recurring Operating	-	-	-	-	-
Capital	6,525	1,590	-	-	6,000
CIP Capital	-	-	104,240	102,035	-
Other	-	-	-	-	-
Debt Service	-	426	302	302	302
Transfers Out	-	-	-	-	-
Expense Subtotal	\$ 373,189	\$ 405,991	\$ 537,102	\$ 586,783	\$ 478,300
Depreciation	147,060	156,109	156,153	156,153	148,900
Elimination of Principal Debt Payme	-	-	-	-	-
Elimination of Capital	(6,525)	(1,590)	(104,240)	(102,035)	(6,000)
TOTAL EXPENSES	\$ 513,724	\$ 560,510	\$ 589,015	\$ 640,901	\$ 621,200
REVENUE OVER/(UNDER) EXPENSE	\$ 225,651	\$ 189,150	\$ 48,336	\$ 34,029	\$ 165,065
ENDING TOTAL NET POSITION	\$ 2,866,067	\$ 2,900,697	\$ 2,816,531	\$ 2,880,608	\$ 2,902,773
ENDING AVAILABLE NET POSITION	\$ 615,328	\$ 794,562	\$ 664,305	\$ 828,591	\$ 993,656

FB as % of Operating Budget 167.8% 196.7% 153.6% 191.6% 210.5%
(TARGET: 25%)

Notes:	CIP and Non-Recurring Capital	BUDGET 2023	ESTIMATED 2023	BUDGET 2024
<u>Charges for Service: 0%</u>	Electric Panel Replacement	-	102,035	-
<u>Miscellaneous Revenue</u>	Dock A Repair & Replacement	-	-	-
FY 2025-2029: +0%	Dock B Repair & Replacement	-	-	-
<u>Salaries</u>	Citywide Parking Lot Resurfacing	104,240	-	-
FY 2025-2029: +3.5%	CIP Subtotal	104,240	102,035	-
<u>Benefits</u>		-	-	-
FY 2025-2029: +6%	Non-Recurring Operating Subtotal	-	-	-
<u>Operating: +2%</u>	Total CIP/Non-Recurring Operating	\$ 104,240	\$ 102,035	-

Capital: as programmed in CIP

*Miscellaneous revenue includes:	FY 2024 Budget
Boat Slip Rentals	\$ 546,000
Transient Boat Slip Rentals	\$ 10,000
Interest Revenue	\$ 8,000
Dunedin Fish Co. Lease	\$ 40,365
Total Miscellaneous Revenue	\$ 604,365

MARINA FUND

PROJECTION 2025	PROJECTION 2026	PROJECTION 2027	PROJECTION 2028	PROJECTION 2029
\$ 2,902,773	\$ 2,912,573	\$ 2,909,173	\$ 2,892,173	\$ 2,861,073
-	-	-	-	-
36,000	36,000	36,000	36,000	36,000
3,000	3,000	3,000	3,000	3,000
604,400	604,400	604,400	604,400	604,400
-	-	-	-	-
-	-	-	-	-
\$ 643,400	\$ 643,400	\$ 643,400	\$ 643,400	\$ 643,400
-	-	-	-	-
\$ 643,400	\$ 643,400	\$ 643,400	\$ 643,400	\$ 643,400
202,900	210,500	218,400	226,600	235,100
281,800	287,400	293,100	299,000	305,000
-	-	-	-	-
-	-	-	-	-
750,000	-	750,000	-	-
-	-	-	-	-
-	-	-	-	-
-	-	-	-	-
\$ 1,234,700	\$ 497,900	\$ 1,261,500	\$ 525,600	\$ 540,100
148,900	148,900	148,900	148,900	148,900
-	-	-	-	-
(750,000)	-	(750,000)	-	-
\$ 633,600	\$ 646,800	\$ 660,400	\$ 674,500	\$ 689,000
\$ (591,300)	\$ 145,500	\$ (618,100)	\$ 117,800	\$ 103,300
\$ 2,912,573	\$ 2,909,173	\$ 2,892,173	\$ 2,861,073	\$ 2,815,473
\$ 402,356	\$ 547,856	\$ (70,244)	\$ 47,556	\$ 150,856
83.0%	110.0%	-13.7%	9.0%	27.9%

PROJECTION 2025	PROJECTION 2026	PROJECTION 2027	PROJECTION 2028	PROJECTION 2029
-	-	-	-	-
750,000	-	-	-	-
-	-	750,000	-	-
-	-	-	-	-
750,000	-	750,000	-	-
-	-	-	-	-
-	-	-	-	-
\$ 750,000	\$ -	\$ 750,000	\$ -	\$ -

GOLF OPERATIONS FUND

	ACTUAL 2021	ACTUAL 2022	BUDGET 2023	ESTIMATED 2023	BUDGET 2024
BEGINNING FUND BALANCE	\$ -	\$ -	\$ 700,000	\$ 628,600	\$ 367,600
REVENUES					
Intergovernmental	-	-	-	-	-
Charges for Services	-	-	835,058	0	417,500
Fines	-	-	-	-	-
Miscellaneous	-	-	-	0	740,000
Debt Proceeds	-	-	-	-	2,500,000
Transfers In	-	-	-	-	234,860
Revenue Subtotal	\$ -	\$ -	\$ 835,058	\$ 0	\$ 3,892,360
Elimination of Debt Proceeds	-	-	-	-	(2,500,000)
TOTAL REVENUES	\$ -	\$ -	\$ 835,058	\$ 0	\$ 1,392,360
EXPENSES					
Personnel	-	-	344,970	55,000	348,409
Operating	-	-	557,405	206,000	1,193,025
Non-Recurring Operating	-	-	-	-	-
Capital	-	-	-	-	-
CIP Capital	-	-	-	-	2,500,000
Other	-	-	-	-	-
Debt Service	-	-	-	-	153,340
Transfers Out	-	-	-	-	-
Expense Subtotal	\$ -	\$ -	\$ 902,375	\$ 261,000	\$ 4,194,774
Depreciation	-	-	-	-	-
Elimination of Principal Debt Payme	-	-	-	-	(104,200)
Elimination of Capital	-	-	-	-	(2,500,000)
TOTAL EXPENSES	\$ -	\$ -	\$ 902,375	\$ 261,000	\$ 1,590,574
REVENUE OVER/(UNDER) EXPENSE	\$ -	\$ -	\$ (67,317)	\$ (261,000)	\$ (302,414)
ENDING TOTAL NET POSITION	\$ -	\$ -	\$ 632,683	\$ 367,600	\$ 169,386
ENDING AVAILABLE NET POSITION	\$ -	\$ -	\$ 632,683	\$ 367,600	\$ 65,186

FB as % of Operating Budget #DIV/0! #DIV/0! 70.1% 140.8% 4.2%

(TARGET: 25%) A long term capital plan is still being developed for this fund.

Notes:	CIP & Non-Recurring Capital	BUDGET 2023	ESTIMATED 2023	BUDGET 2024
<u>Charges for Service 1%</u>	Dunedin Golf Club Restoration	-	-	2,500,000
<u>Misc. Revenue</u>	Dunedin Golf Club - Maintenance Facility Renovations	-	-	-
FY24 estimated transfer of cash/funds	CIP Subtotal	-	-	2,500,000
of \$740k from Golf Club on 3/1/24.		-	-	-
<u>Salaries: FY 2025-2029: +3.5%</u>	Non-Recurring Operating Subtotal	-	-	-
<u>Benefits: FY 2025-2029: +6%</u>	Total CIP/Non-Recurring Operating	\$ -	\$ -	\$ -
<u>Operating: +2%</u>				
<u>Capital: As programmed in CIP</u>				
<u>Transfer in: FY24 from General Fund for capital</u>				

Other Notes:

- The \$700,000 beginning fund balance in FY 2023 represents the estimated transfer of cash/funds from the Golf Club on July 1, 2023.
- The FY 2023 transfer of funds from the Golf Club was \$628,600 received in June 2023.
- The Dunedin Country Club, Inc. (DCC) has preliminarily been selected to receive a State Historic Preservation Grant in the amount of \$500,000 for the Golf Club Restoration Project. DCC is awaiting the terms of the grant and a proposed agreement. City staff are working with DCC and the State to determine the legal arrangements and agreements required to apply the grant to this project. The grant revenue is not included in the Golf Fund Long Range Plan.

GOLF OPERATIONS FUND

PROJECTION 2025	PROJECTION 2026	PROJECTION 2027	PROJECTION 2028	PROJECTION 2029
\$ 169,386	\$ 536,186	\$ 970,806	\$ 1,422,984	\$ 1,893,259
-	-	-	-	-
3,352,000	3,504,560	3,609,697	3,718,013	3,830,026
-	-	-	-	-
5,000	5,000	5,000	5,000	5,000
-	-	-	-	-
-	-	-	-	-
\$ 3,357,000	\$ 3,509,560	\$ 3,614,697	\$ 3,723,013	\$ 3,835,026
-	-	-	-	-
\$ 3,357,000	\$ 3,509,560	\$ 3,614,697	\$ 3,723,013	\$ 3,835,026
750,000	778,800	808,706	839,760	872,007
2,148,000	2,212,440	2,278,813	2,347,178	2,417,593
-	-	-	-	-
-	-	-	-	-
250,000	-	-	-	-
-	-	-	-	-
306,800	306,800	306,800	306,800	306,800
-	-	-	-	-
\$ 3,454,800	\$ 3,298,040	\$ 3,394,319	\$ 3,493,738	\$ 3,596,400
-	-	-	-	-
(214,600)	(223,100)	(231,800)	(241,000)	(250,500)
(250,000)	-	-	-	-
\$ 2,990,200	\$ 3,074,940	\$ 3,162,519	\$ 3,252,738	\$ 3,345,900
\$ (97,800)	\$ 211,520	\$ 220,378	\$ 229,275	\$ 238,626
\$ 536,186	\$ 970,806	\$ 1,422,984	\$ 1,893,259	\$ 2,382,385
\$ (32,614)	\$ 178,906	\$ 399,284	\$ 628,559	\$ 867,185
-1.1%	6.0%	12.9%	19.7%	26.4%

PROJECTION 2025	PROJECTION 2026	PROJECTION 2027	PROJECTION 2028	PROJECTION 2029
-	-	-	-	-
250,000	-	-	-	-
250,000	-	-	-	-
-	-	-	-	-
-	-	-	-	-
\$ -	\$ -	\$ -	\$ -	\$ -

FLEET FUND

	ACTUAL 2021	ACTUAL 2022	BUDGET 2023	ESTIMATED 2023	BUDGET 2024
BEGINNING FUND BALANCE	\$ 9,756,532	\$ 10,439,978	\$ 10,785,831	\$ 10,928,831	\$ 11,565,144
REVENUES					
Intergovernmental	-	-	-	-	-
Charges for Services	3,270,318	3,391,651	3,786,113	3,786,113	3,987,847
Fines	-	-	-	-	-
Miscellaneous	121,882	(61,372)	265,000	265,000	30,000
Debt Proceeds	-	-	-	-	-
Transfers In	-	-	-	-	-
Revenue Subtotal	\$ 3,392,200	\$ 3,330,279	\$ 4,051,113	\$ 4,051,113	\$ 4,017,847
Elimination of Debt Proceeds	-	-	-	-	-
TOTAL REVENUES	\$ 3,392,200	\$ 3,330,279	\$ 4,051,113	\$ 4,051,113	\$ 4,017,847
EXPENSES					
Personnel	612,063	593,972	752,900	752,900	771,861
Operating	1,023,736	1,283,340	1,509,025	1,640,365	1,583,382
Non-Recurring Operating	-	-	-	-	-
Capital	858,364	127,449	23,600	23,600	-
CIP Capital	-	-	929,574	1,019,119	1,228,291
Other	-	-	-	-	-
Debt Service	129,424	-	-	-	-
Transfers Out	-	-	-	-	-
Expense Subtotal	\$ 2,623,586	\$ 2,004,761	\$ 3,215,099	\$ 3,435,984	\$ 3,583,534
Depreciation	1,072,437	964,114	1,021,500	1,021,500	1,128,500
Elimination of Principal Debt Payments	(128,905)	-	-	-	-
Elimination of Capital	(858,364)	(127,449)	(953,174)	(1,042,700)	(1,228,291)
TOTAL EXPENSES	\$ 2,708,755	\$ 2,841,425	\$ 3,283,425	\$ 3,414,800	\$ 3,483,743
REVENUE OVER/(UNDER) EXPENSE	\$ 768,614	\$ 1,325,518	\$ 836,014	\$ 615,129	\$ 434,313
ENDING TOTAL NET POSITION	\$ 10,439,978	\$ 10,928,831	\$ 11,553,519	\$ 11,565,144	\$ 12,099,248
ENDING AVAILABLE NET POSITION*	\$ 4,659,675	\$ 5,991,523	\$ 6,374,953	\$ 6,606,652	\$ 7,040,965

FB as % of Operating Budget 284.9% 319.2% 281.8% 276.1% 298.9%

*Ending Available Net Position is the accumulation of funds that are to be used towards replacing City vehicles in the Fleet Replacement Program.

Notes:	CIP & Non-Recurring Operating	BUDGET 2023	ESTIMATED 2023	BUDGET 2024
<u>Charges for Service</u>	Fleet Replacements	679,574	769,119	1,157,674
FY25-29: +1%	Rescue 60	250,000	250,000	-
<u>Misc Revenue</u>	Replace 23 Year Old Truck Column Lifts	-	-	70,617
FY22 \$50k from County for EMS vehicle	CIP Subtotal	929,574	1,019,119	1,228,291
FY23 \$250k from County for EMS vehicle	Citywide Exterior Painting - Fleet	-	-	-
<u>Salaries</u>	Non-Recurring Operating Subtotal	-	-	-
FY 2025-2029: +3.5%	Total CIP/Non-Recurring Operating	\$ 929,574	\$ 1,019,119	\$ 1,228,291

Benefits

 FY 2025-2029: +6%

Operating: +2%

Capital as programmed in CIP

FLEET FUND

PROJECTION 2025	PROJECTION 2026	PROJECTION 2027	PROJECTION 2028	PROJECTION 2029
\$ 12,099,248	\$ 12,740,148	\$ 13,357,948	\$ 13,951,148	\$ 14,518,148
-	-	-	-	-
4,027,700	4,068,000	4,108,700	4,149,800	4,191,300
-	-	-	-	-
30,000	30,000	30,000	30,000	30,000
-	-	-	-	-
-	-	-	-	-
\$ 4,057,700	\$ 4,098,000	\$ 4,138,700	\$ 4,179,800	\$ 4,221,300
-	-	-	-	-
\$ 4,057,700	\$ 4,098,000	\$ 4,138,700	\$ 4,179,800	\$ 4,221,300
801,800	832,900	865,300	899,000	934,000
1,615,000	1,647,300	1,680,200	1,713,800	1,748,100
-	-	-	-	-
-	-	-	-	-
1,698,000	1,742,661	1,306,890	467,429	1,156,575
-	-	-	-	-
-	-	-	-	-
-	-	-	-	-
\$ 4,114,800	\$ 4,222,861	\$ 3,852,390	\$ 3,080,229	\$ 3,838,675
1,000,000	1,000,000	1,000,000	1,000,000	1,000,000
-	-	-	-	-
(1,698,000)	(1,742,661)	(1,306,890)	(467,429)	(1,156,575)
\$ 3,416,800	\$ 3,480,200	\$ 3,545,500	\$ 3,612,800	\$ 3,682,100
\$ (57,100)	\$ (124,861)	\$ 286,310	\$ 1,099,571	\$ 382,625
\$ 12,740,148	\$ 13,357,948	\$ 13,951,148	\$ 14,518,148	\$ 15,057,348
\$ 6,983,865	\$ 6,859,004	\$ 7,145,314	\$ 8,244,885	\$ 8,627,510
289.0%	276.6%	280.7%	315.6%	321.7%

ement Plan.

PROJECTION 2025	PROJECTION 2026	PROJECTION 2027	PROJECTION 2028	PROJECTION 2029
1,698,000	1,742,661	1,306,890	467,429	1,156,575
-	-	-	-	-
-	-	-	-	-
1,698,000	1,742,661	1,306,890	467,429	1,156,575
-	-	-	-	-
-	-	-	-	-
\$ 1,698,000	\$ 1,742,661	\$ 1,306,890	\$ 467,429	\$ 1,156,575

FACILITIES MAINTENANCE FUND

	ACTUAL 2021	ACTUAL 2022	BUDGET 2023	ESTIMATED 2023	BUDGET 2024
BEGINNING FUND BALANCE	\$ 1,924,564	\$ 1,922,049	\$ 1,320,050	\$ 1,718,882	\$ 1,197,412
REVENUES					
Intergovernmental	-	-	-	-	-
Charges for Services	1,404,800	1,491,200	1,774,130	1,774,130	2,300,650
Fines	-	-	-	-	-
Miscellaneous	60,790	(13,734)	4,000	4,000	12,000
Debt Proceeds	-	-	-	-	-
Transfers In	-	-	-	-	-
Revenue Subtotal	\$ 1,465,590	\$ 1,477,466	\$ 1,778,130	\$ 1,778,130	\$ 2,312,650
Elimination of Debt Proceeds	-	-	-	-	-
TOTAL REVENUES	\$ 1,465,590	\$ 1,477,466	\$ 1,778,130	\$ 1,778,130	\$ 2,312,650
EXPENSES					
Personnel	697,488	637,659	877,400	877,400	1,072,661
Operating	732,358	1,005,893	1,268,682	1,385,049	1,463,194
Non-Recurring Operating	-	-	-	-	-
Capital	-	-	-	-	30,000
CIP Capital	-	-	-	-	-
Other	-	-	-	-	-
Debt Service	-	12	5	5	5
Transfers Out	-	-	-	-	-
Expense Subtotal	\$ 1,429,847	\$ 1,643,564	\$ 2,146,087	\$ 2,262,500	\$ 2,565,860
Depreciation	38,258	37,069	37,125	37,125	38,825
Elimination of Principal Debt Paym	-	-	-	-	-
Elimination of Capital	-	0	-	-	(30,000)
TOTAL EXPENSES	\$ 1,468,105	\$ 1,680,633	\$ 2,183,212	\$ 2,299,600	\$ 2,574,685
REVENUE OVER/(UNDER) EXPENSE	\$ 35,743	\$ (166,098)	\$ (367,957)	\$ (484,370)	\$ (253,210)
ENDING TOTAL NET POSITION	\$ 1,922,049	\$ 1,718,882	\$ 914,968	\$ 1,197,412	\$ 935,377
ENDING AVAILABLE NET POSITION	\$ 1,562,145	\$ 1,400,016	\$ 626,689	\$ 915,646	\$ 662,436
FB as % of Operating Budget	109.3%	85.2%	29.2%	40.5%	26.1%

Notes:	CIP & Non-Recurring Capital	BUDGET 2023	ESTIMATED 2023	BUDGET 2024
Charges for Service budgeted based on estimated expense.		-	-	-
<u>Salaries</u>		-	-	-
FY 2025-2029: +3.5%		-	-	-
<u>Benefits</u>		-	-	-
FY 2025-2029: +6%		-	-	-
<u>Operating</u> : +2%		-	-	-
<u>Capital</u> : As programmed in CIP		-	-	-
	Total CIP/Non-Recurring Operating	\$ -	\$ -	\$ -

FACILITIES MAINTENANCE FUND

PROJECTION 2025	PROJECTION 2026	PROJECTION 2027	PROJECTION 2028	PROJECTION 2029
\$ 935,377	\$ 908,577	\$ 881,777	\$ 854,977	\$ 828,177
-	-	-	-	-
2,606,500	2,679,400	2,754,500	2,832,100	2,912,200
-	-	-	-	-
12,000	12,000	12,000	12,000	12,000
-	-	-	-	-
-	-	-	-	-
\$ 2,618,500	\$ 2,691,400	\$ 2,766,500	\$ 2,844,100	\$ 2,924,200
-	-	-	-	-
\$ 2,618,500	\$ 2,691,400	\$ 2,766,500	\$ 2,844,100	\$ 2,924,200
1,114,000	1,157,000	1,201,700	1,248,200	1,296,600
1,492,500	1,522,400	1,552,800	1,583,900	1,615,600
-	-	-	-	-
-	-	-	-	-
-	-	-	-	-
-	-	-	-	-
-	-	-	-	-
\$ 2,606,500	\$ 2,679,400	\$ 2,754,500	\$ 2,832,100	\$ 2,912,200
38,800	38,800	38,800	38,800	38,800
-	-	-	-	-
-	-	-	-	-
\$ 2,645,300	\$ 2,718,200	\$ 2,793,300	\$ 2,870,900	\$ 2,951,000
\$ 12,000	\$ 12,000	\$ 12,000	\$ 12,000	\$ 12,000
\$ 908,577	\$ 881,777	\$ 854,977	\$ 828,177	\$ 801,377
\$ 674,436	\$ 686,436	\$ 698,436	\$ 710,436	\$ 722,436

25.9% 25.6% 25.4% 25.1% 24.8%

PROJECTION 2025	PROJECTION 2026	PROJECTION 2027	PROJECTION 2028	PROJECTION 2029
-	-	-	-	-
-	-	-	-	-
-	-	-	-	-
-	-	-	-	-
\$ -	\$ -	\$ -	\$ -	\$ -

RISK SAFETY FUND

	ACTUAL		ACTUAL		BUDGET		ESTIMATED		BUDGET	
	2021		2022		2023		2023		2024	
BEGINNING FUND BALANCE	\$	4,074,861	\$	3,701,861	\$	3,363,841	\$	3,832,715	\$	3,893,760
REVENUES										
Intergovernmental	-	-	-	-	-	-	-	-	-	-
Charges for Services	1,507,200	2,092,900	2,415,350	2,728,550	2,886,900					
Fines	-	-	-	-	-					
Miscellaneous	62,800	81,462	10,000	10,000	30,000					
Debt Proceeds	-	-	-	-	-					
Transfers In	-	-	-	-	-					
Revenue Subtotal	\$	1,570,000	\$	2,174,362	\$	2,425,350	\$	2,738,550	\$	2,916,900
Elimination of Debt Proceeds	-	-	-	-	-					
TOTAL REVENUES	\$	1,570,000	\$	2,174,362	\$	2,425,350	\$	2,738,550	\$	2,916,900
EXPENSES										
Personnel	194,007	199,566	247,200	247,200	256,181					
Operating	1,748,993	1,843,942	2,280,305	2,430,305	3,264,218					
Non-Recurring Operating	-	-	-	-	-					
Capital	-	-	-	-	-					
CIP Capital	-	-	-	-	-					
Other	-	-	-	-	-					
Debt Service	-	-	-	-	-					
Transfers Out	-	-	-	-	-					
Expense Subtotal	\$	1,943,000	\$	2,043,508	\$	2,527,505	\$	2,677,505	\$	3,520,399
Depreciation	-	-	-	-	-					
Elimination of Principal Debt Paym	-	-	-	-	-					
Elimination of Capital	-	-	-	-	-					
TOTAL EXPENSES	\$	1,943,000	\$	2,043,508	\$	2,527,505	\$	2,677,505	\$	3,520,399
REVENUE OVER/(UNDER) EXPENSE	\$	(373,000)	\$	130,854	\$	(102,155)	\$	61,045	\$	(603,499)
ENDING TOTAL NET POSITION	\$	3,701,861	\$	3,832,715	\$	3,261,686	\$	3,893,760	\$	3,290,261
ENDING AVAILABLE NET POSITION	\$	4,318,687	\$	4,507,470	\$	3,998,929	\$	4,568,515	\$	3,965,016
*Target is \$3.5M minimum = over/(unc		818,687		1,007,470		498,929		1,068,515		465,016

Notes:	CIP & Non-Recurring Capital		BUDGET	ESTIMATED	BUDGET	
			2023	2023	2024	
Charges for Service budgeted based on estimated expense.			-	-	-	
Total CIP/Non-Recurring Operating	\$	-	\$	-	\$	-

Salaries

FY 2025-2029: +3.5%

Benefits

FY 2025-2029: +6%

Operating: +4%

RISK SAFETY FUND

PROJECTION 2025	PROJECTION 2026	PROJECTION 2027	PROJECTION 2028	PROJECTION 2029
\$ 3,290,261	\$ 3,290,261	\$ 3,290,261	\$ 3,290,261	\$ 3,290,261
-	-	-	-	-
3,620,900	3,767,000	3,918,900	4,077,000	4,241,300
-	-	-	-	-
40,000	40,000	40,000	40,000	40,000
-	-	-	-	-
-	-	-	-	-
\$ 3,660,900	\$ 3,807,000	\$ 3,958,900	\$ 4,117,000	\$ 4,281,300
-	-	-	-	-
\$ 3,660,900	\$ 3,807,000	\$ 3,958,900	\$ 4,117,000	\$ 4,281,300
266,100	276,400	287,100	298,300	309,900
3,394,800	3,530,600	3,671,800	3,818,700	3,971,400
-	-	-	-	-
-	-	-	-	-
-	-	-	-	-
-	-	-	-	-
-	-	-	-	-
\$ 3,660,900	\$ 3,807,000	\$ 3,958,900	\$ 4,117,000	\$ 4,281,300
-	-	-	-	-
-	-	-	-	-
-	-	-	-	-
\$ 3,660,900	\$ 3,807,000	\$ 3,958,900	\$ 4,117,000	\$ 4,281,300
-	-	-	-	-
-	-	-	-	-
-	-	-	-	-
\$ -	\$ -	\$ -	\$ -	\$ -
\$ 3,290,261	\$ 3,290,261	\$ 3,290,261	\$ 3,290,261	\$ 3,290,261
\$ 3,965,016	\$ 3,965,016	\$ 3,965,016	\$ 3,965,016	\$ 3,965,016
465,016	465,016	465,016	465,016	465,016
PROJECTION 2025	PROJECTION 2026	PROJECTION 2027	PROJECTION 2028	PROJECTION 2029
-	-	-	-	-
\$ -	\$ -	\$ -	\$ -	\$ -

HEALTH BENEFITS FUND

	ACTUAL 2021	ACTUAL 2022	BUDGET 2023	ESTIMATED 2023	BUDGET 2024
BEGINNING FUND BALANCE	\$ 675,203	\$ 39,238	\$ 560,089	\$ 580,462	\$ 511,962
REVENUES					
Intergovernmental	-	-	-	-	-
Charges for Services	4,621,984	4,726,679	5,598,993	4,900,000	5,835,062
Fines	-	-	-	-	-
Miscellaneous	1,068	(11,402)	1,500	25,000	7,500
Debt Proceeds	-	-	-	-	-
Transfers In	-	-	-	-	-
Revenue Subtotal	\$ 4,623,052	\$ 4,715,277	\$ 5,600,493	\$ 4,925,000	\$ 5,842,562
Elimination of Debt Proceeds	-	-	-	-	-
TOTAL REVENUES	\$ 4,623,052	\$ 4,715,277	\$ 5,600,493	\$ 4,925,000	\$ 5,842,562
EXPENSES					
Personnel	131,570	138,220	148,500	148,500	154,968
Operating	5,127,448	4,035,833	5,451,493	4,845,000	5,690,416
Non-Recurring Operating	-	-	-	-	-
Capital	-	-	-	-	-
CIP Capital	-	-	-	-	-
Other	-	-	-	-	-
Debt Service	-	-	-	-	-
Transfers Out	-	-	-	-	-
Expense Subtotal	\$ 5,259,018	\$ 4,174,053	\$ 5,599,993	\$ 4,993,500	\$ 5,845,384
Depreciation	-	-	-	-	-
Elimination of Principal Debt Payments	-	-	-	-	-
Elimination of Capital	-	-	-	-	-
TOTAL EXPENSES	\$ 5,259,018	\$ 4,174,053	\$ 5,599,993	\$ 4,993,500	\$ 5,845,384
REVENUE OVER/(UNDER) EXPENSE	\$ (635,966)	\$ 541,224	\$ 500	\$ (68,500)	\$ (2,822)
ENDING TOTAL NET POSITION	\$ 39,238	\$ 580,462	\$ 560,589	\$ 511,962	\$ 509,140
ENDING AVAILABLE NET POSITION	\$ 213,212	\$ 881,153	\$ 723,863	\$ 812,653	\$ 809,831
Amount over / (under) the 60-day reserve requirement of \$592,021:			131,842	220,632	217,810

Notes:	CIP & Non-Recurring Capital	BUDGET 2023	ESTIMATED 2023	BUDGET 2024
Charges for Service budgeted based on estimated expense.		-	-	-
<u>Salaries</u>	Total CIP/Non-Recurring Operating	\$ -	\$ -	\$ -

FY 2025-2029: +3.5%

Benefits

FY 2025-2029: +6%

Operating:

FY 2025-2029: +7%

HEALTH BENEFITS FUND

PROJECTION 2025	PROJECTION 2026	PROJECTION 2027	PROJECTION 2028	PROJECTION 2029
\$ 509,140	\$ 516,640	\$ 524,140	\$ 531,640	\$ 539,140
-	-	-	-	-
6,249,700	6,682,100	7,144,600	7,639,300	8,168,400
-	-	-	-	-
7,500	7,500	7,500	7,500	7,500
-	-	-	-	-
-	-	-	-	-
\$ 6,257,200	\$ 6,689,600	\$ 7,152,100	\$ 7,646,800	\$ 8,175,900
-	-	-	-	-
\$ 6,257,200	\$ 6,689,600	\$ 7,152,100	\$ 7,646,800	\$ 8,175,900
-	-	-	-	-
161,000	167,200	173,700	180,400	187,400
6,088,700	6,514,900	6,970,900	7,458,900	7,981,000
-	-	-	-	-
-	-	-	-	-
-	-	-	-	-
-	-	-	-	-
-	-	-	-	-
\$ 6,249,700	\$ 6,682,100	\$ 7,144,600	\$ 7,639,300	\$ 8,168,400
-	-	-	-	-
-	-	-	-	-
-	-	-	-	-
\$ 6,249,700	\$ 6,682,100	\$ 7,144,600	\$ 7,639,300	\$ 8,168,400
\$ 7,500	\$ 7,500	\$ 7,500	\$ 7,500	\$ 7,500
\$ 516,640	\$ 524,140	\$ 531,640	\$ 539,140	\$ 546,640
\$ 817,331	\$ 824,831	\$ 832,331	\$ 839,831	\$ 847,331
225,310	232,810	240,310	247,810	255,310
-	-	-	-	-
-	-	-	-	-
\$ -	\$ -	\$ -	\$ -	\$ -

I.T. SERVICES FUND

	ACTUAL		ACTUAL		BUDGET		ESTIMATED		BUDGET	
	2021		2022		2023		2023		2024	
BEGINNING FUND BALANCE	\$	1,873,855	\$	1,727,594	\$	1,728,692	\$	2,100,463	\$	2,060,963
REVENUES										
Intergovernmental		-		-		-		-		-
Charges for Services		1,046,900		1,802,200		1,932,100		1,932,100		2,164,900
Fines		-		-		-		-		-
Miscellaneous		503		(12,732)		-		-		9,000
Debt Proceeds		-		-		-		-		-
Transfers In		-		-		-		-		-
Revenue Subtotal	\$	1,047,403	\$	1,789,468	\$	1,932,100	\$	1,932,100	\$	2,173,900
Elimination of Debt Proceeds		-		-		-		-		-
TOTAL REVENUES	\$	1,047,403	\$	1,789,468	\$	1,932,100	\$	1,932,100	\$	2,173,900
EXPENSES										
Personnel		529,941		574,941		657,900		657,900		729,799
Operating		469,515		639,277		863,791		871,200		1,269,896
Non-Recurring Operating		-		-		127,000		195,279		111,000
Capital		111,337		107,286		-		-		65,000
CIP Capital		-		-		230,000		582,139		135,000
Other		-		-		-		-		-
Debt Service		-		12		5		5		5
Transfers Out		-		-		-		-		-
Expense Subtotal	\$	1,110,794	\$	1,321,516	\$	1,878,696	\$	2,306,500	\$	2,310,700
Depreciation		194,208		202,369		247,225		247,225		227,925
Elimination of Principal Debt Paym		-		-		-		-		-
Elimination of Capital		(111,337)		(107,286)		(230,000)		(582,139)		(200,000)
TOTAL EXPENSES	\$	1,193,665	\$	1,416,599	\$	1,895,921	\$	1,971,600	\$	2,338,625
REVENUE OVER/(UNDER) EXPENSE	\$	(63,391)	\$	467,952	\$	53,404	\$	(374,400)	\$	(136,800)
ENDING TOTAL NET POSITION	\$	1,727,594	\$	2,100,463	\$	1,764,871	\$	2,060,963	\$	1,896,238
ENDING AVAILABLE NET POSITION	\$	636,856	\$	1,085,374	\$	470,158	\$	710,974	\$	574,174
FB as % of Operating Budget		63.7%		89.4%		28.5%		41.2%		27.2%
(TARGET: 25%)										

I.T. SERVICES FUND

PROJECTION 2025	PROJECTION 2026	PROJECTION 2027	PROJECTION 2028	PROJECTION 2029
\$ 1,896,238	\$ 1,794,338	\$ 1,652,438	\$ 1,513,538	\$ 1,373,638
-	-	-	-	-
2,237,850	2,258,113	2,324,093	2,385,898	2,378,100
-	-	-	-	-
9,000	9,000	9,000	9,000	9,000
-	-	-	-	-
-	-	-	-	-
\$ 2,246,850	\$ 2,267,113	\$ 2,333,093	\$ 2,394,898	\$ 2,387,100
-	-	-	-	-
\$ 2,246,850	\$ 2,267,113	\$ 2,333,093	\$ 2,394,898	\$ 2,387,100
742,300	770,300	799,400	829,600	861,000
1,295,300	1,321,200	1,347,600	1,374,600	1,402,100
83,250	89,613	97,093	102,698	50,000
65,000	65,000	65,000	65,000	65,000
50,000	-	-	-	-
-	-	-	-	-
-	-	-	-	-
-	-	-	-	-
\$ 2,235,850	\$ 2,246,113	\$ 2,309,093	\$ 2,371,898	\$ 2,378,100
227,900	227,900	227,900	227,900	227,900
-	-	-	-	-
(115,000)	(65,000)	(65,000)	(65,000)	(65,000)
\$ 2,348,750	\$ 2,409,013	\$ 2,471,993	\$ 2,534,798	\$ 2,541,000
\$ 11,000	\$ 21,000	\$ 24,000	\$ 23,000	\$ 9,000
\$ 1,794,338	\$ 1,652,438	\$ 1,513,538	\$ 1,373,638	\$ 1,219,738
\$ 585,174	\$ 606,174	\$ 630,174	\$ 653,174	\$ 662,174
27.6%	27.8%	28.1%	28.3%	28.6%

I.T. SERVICES FUND

Notes:	CIP & Non-Recurring Capital	BUDGET	ESTIMATED	BUDGET
		2023	2023	2024
Charges for Service budgeted based on estimated expense.	ERP Implementation	-	29,083	-
	ERP Phases 5 & 6 Installation	-	70,410	35,000
<u>Salaries</u>	Network Infrastructure Upgrades	70,000	112,042	100,000
FY 2025-2029: +3.5%	Citywide Security Camera Recording Syst	85,000	113,274	-
<u>Benefits</u>	Fiber Cable Installation for EOC	-	48,030	-
FY 2025-2029: +6%	Dedicated Fiber Cabling for New City Hal	-	14,300	-
<u>Operating</u> +2%	EOC Servers & Data Storage	-	70,000	-
Capital as programmed	ERP Server Upgrades	75,000	75,000	-
	New City Hall Fiber Connection	-	50,000	-
	CIP Subtotal	230,000	582,139	135,000
	Fiber Cable Audit and Survey	-	50,000	-
	ERP Phases 5 & 6 Hardware Devices	40,000	41,539	30,000
	ERP Disaster Recovery Services	-	16,740	-
	Budget & Planning Cloud Based Software	55,000	55,000	36,000
	HR Recruitment/Retention Software	32,000	32,000	45,000
	Non-Recurring Operating Subtotal	127,000	195,279	111,000
	Total CIP/Non-Recurring Operating	\$ 357,000	\$ 777,418	\$ 246,000

I.T. SERVICES FUND

PROJECTION 2025	PROJECTION 2026	PROJECTION 2027	PROJECTION 2028	PROJECTION 2029
-	-	-	-	-
-	-	-	-	-
-	-	-	-	-
50,000	-	-	-	-
-	-	-	-	-
-	-	-	-	-
-	-	-	-	-
-	-	-	-	-
-	-	-	-	-
50,000	-	-	-	-
-	-	-	-	-
-	-	-	-	-
-	-	-	-	-
36,000	40,000	45,000	48,000	50,000
47,250	49,613	52,093	54,698	-
83,250	89,613	97,093	102,698	50,000
\$ 133,250	\$ 89,613	\$ 97,093	\$ 102,698	\$ 50,000



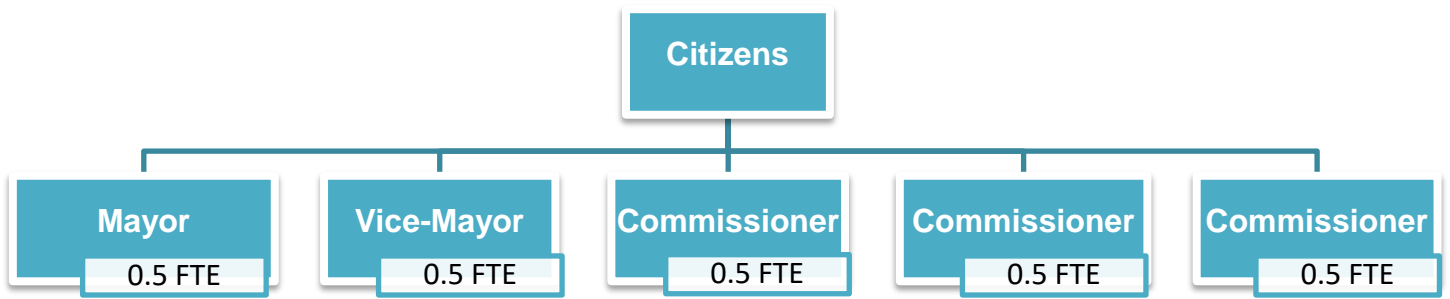
This page intentionally left blank.



CITY COMMISSION

*FY 2024 ADOPTED
OPERATING &
CAPITAL BUDGET*

**City of Dunedin
City Commission
2.5 FTE**



CITY COMMISSION

Champion Mission Statement

To foster a community partnership dedicated to quality service that effectively, efficiently, and equitably enhances the quality of life in Dunedin.

Current Services Summary

This department of elected officials provides strategic leadership and efficient governance of Dunedin's municipal service delivery.

Budget Highlights, Service Changes and Proposed Efficiencies

Within the City Commission's FY 2024 budget, benefits have decreased by 8% due to projected decrease in health benefit costs related to the election of benefits. Operating expenses have increased by 17% mainly due to internal fund allocations. Aid to Private Organizations increased to \$168,000. Overall, total budgeted expenses have increased 11% in FY 2024 compared to the FY 2023 budget.

DEPARTMENT PERSONNEL SUMMARY

	ACTUAL FY 2021	ACTUAL FY 2022	BUDGET FY 2023	ADOPTED FY 2024	FTE CHANGE
City Commission	2.50	2.50	2.50	2.50	0.00
Total FTEs	2.50	2.50	2.50	2.50	0.00

DEPARTMENT EXPENDITURE SUMMARY BY CATEGORY

	ACTUAL FY 2021	ACTUAL FY 2022	BUDGET FY 2023	ADOPTED FY 2024	% CHANGE
Personnel					
Salaries	66,721	69,030	68,200	71,000	4%
Benefits	54,594	56,266	59,900	54,900	-8%
Operating	102,717	144,873	206,975	241,301	17%
Capital	-	1,645	-	-	N/A
Other	148,118	154,910	148,835	168,835	13%
Total Expenditures	\$ 372,149	\$ 426,724	\$ 483,910	\$ 536,036	11%

Major Operating (\$25,000 or more)

None

Major Capital (\$25,000 or more)

None

Other Major Expenses (\$25,000 or more)

Aid to Organizations \$ 168,000 General Fund

FUNDING SOURCES

	ACTUAL FY 2021	ACTUAL FY 2022	BUDGET FY 2023	ADOPTED FY 2024	% CHANGE
General Fund	372,149	426,724	483,910	536,036	11%
TOTAL DEPARTMENT FUNDING	\$ 372,149	\$ 426,724	\$ 483,910	\$ 536,036	11%



This page intentionally left blank.



CITY ATTORNEY

*FY 2024 ADOPTED
OPERATING &
CAPITAL BUDGET*



This page intentionally left blank.

CITY ATTORNEY

Champion Mission Statement

To provide for legal services as described in the City Charter.

Current Services Summary

The City Attorney Department provides for services by the City Attorney as well as other outside counsel for pensions, labor negotiations, etc. This department advises the City in all legal matters and performs other duties as prescribed by General Law or by the City Commission.

Budget Highlights, Service Changes and Proposed Efficiencies

The budget for legal expenses is reduced for FY 2024 compared to FY 2023 based on actual costs.

Legal expenses that relate directly to a covered insurance claim (e.g., Worker's Compensation insurance or property and liability insurance) are charged directly to the claim in the Risk Safety Self Insurance Fund with the Human Resources & Risk Management Department. A citywide report of legal fees is listed below.

CITYWIDE LEGAL FEES (INCLUDES CITY ATTORNEY DEPT.)				
	ACTUAL	ACTUAL	BUDGET	ADOPTED
	FY 2021	FY 2022	FY 2023	FY 2024
City Attorney Dept.	310,595	238,520	475,000	375,000
Risk Management*	45,191	43,505	50,000	50,000
Labor & Pension	18,215	8,691	16,000	16,000
TOTAL	\$ 374,001	\$ 290,716	\$ 541,000	\$ 441,000

* Included in budget for Johns Eastern claims handling.

Note : Totals do not include legal services for defined benefit plans which are paid for by forfeiture funds.

DEPARTMENT PERSONNEL SUMMARY

	ACTUAL	ACTUAL	BUDGET	ADOPTED	FTE
	FY 2021	FY 2022	FY 2023	FY 2024	CHANGE
City Attorney	0.00	0.00	0.00	0.00	0.00
Total FTEs	0.00	0.00	0.00	0.00	0.00

DEPARTMENT EXPENDITURE SUMMARY BY CATEGORY

	ACTUAL	ACTUAL	BUDGET	ADOPTED	%
	FY 2021	FY 2022	FY 2023	FY 2024	CHANGE
Personnel					
Salaries	-	-	-	-	N/A
Benefits	-	-	-	-	N/A
Operating	310,595	238,520	475,000	375,000	-21%
Capital	-	-	-	-	N/A
Other	-	-	-	-	N/A
Total Expenditures	\$ 310,595	\$ 238,520	\$ 475,000	\$ 375,000	-21%

Major Operating (\$25,000 or more)

Legal services \$ 375,000 General Fund

Major Capital (\$25,000 or more)

None

CITY ATTORNEY

FUNDING SOURCES

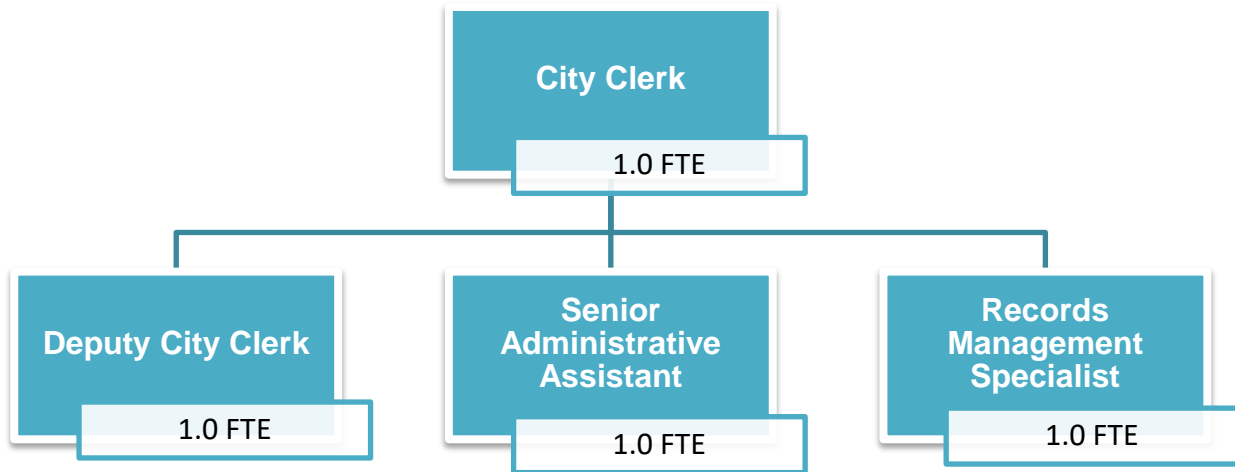
	ACTUAL FY 2021	ACTUAL FY 2022	BUDGET FY 2023	ADOPTED FY 2024	% CHANGE
General Fund	310,595	238,520	475,000	375,000	-21%
TOTAL DEPARTMENT FUNDING	\$ 310,595	\$ 238,520	\$ 475,000	\$ 375,000	-21%



CITY CLERK

*FY 2024 ADOPTED
OPERATING &
CAPITAL BUDGET*

**City of Dunedin
City Clerk's Office
4.0 FTE**



CITY CLERK

FUNDING SOURCES

	ACTUAL FY 2021	ACTUAL FY 2022	BUDGET FY 2023	ADOPTED FY 2024	% CHANGE
General Fund	457,491	440,677	518,276	555,650	7%
TOTAL DEPARTMENT FUNDING	\$ 457,491	\$ 440,677	\$ 518,276	\$ 555,650	7%

PERFORMANCE MEASURES

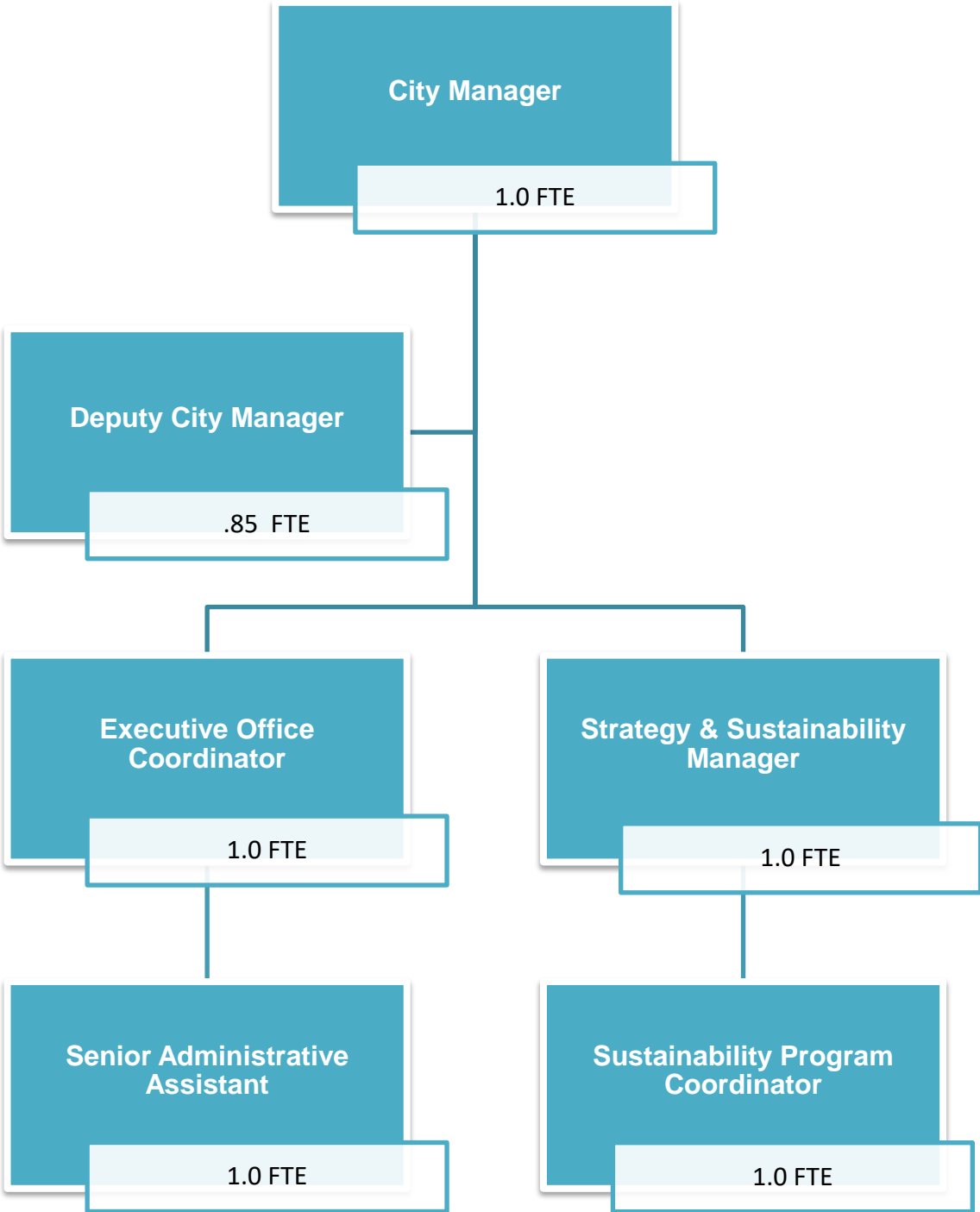
	ACTUAL FY 2021	ACTUAL FY 2022	BUDGET FY 2023	ESTIMATED FY 2023	ADOPTED FY 2024
Commission Meeting Packets Published to Web	65	54	55	53	53
Ordinances, Resolutions, and Presentations Archived/Published to the Web	37 Ord. 42 Res. 47 Present.	27 Ord. 35 Res. 63 Present.	30 Ord. 35 Res. 50 Present.	25 Ord. 35 Res. 75 Present.	25 Ord. 35 Res. 60 Present.
External Requests for Public Records	225	251	180	230	200
Boxed Records Placed in Storage	21	19	10	12	15
Records Destroyed	249	1402 cu ft	150 cu ft	2000 cu ft	150 cu ft
Public Notices	360	394	340	379	370



CITY MANAGER

*FY 2024 ADOPTED
OPERATING &
CAPITAL BUDGET*

**City of Dunedin
City Manager
5.85 FTE**



CITY MANAGER

Champion Mission Statement

To provide direction and supervision in the administration and operation of all City departments in order to provide for the effective and efficient delivery of governmental services, and to effectively administer and execute the policies of the City Commission.

Current Services Summary

The City Manager's office establishes the City's organization; directs and supervises administration of all departments; enforces all laws, charter provisions, and Commission policies; keeps the Commission abreast of policy matters; submits the annual operating and capital budget to Commission; and reports to the Commission on the financial and administrative activities of the City.

Budget Highlights, Service Changes and Proposed Efficiencies

In FY 2024 the primary change compared to prior year, was the substantial completion of the new City Hall building during FY23, at a projected cost of \$23.8 million, funded by the Penny Fund, Utility Funds, and the Building Fund. The new City Hall brings many City departments together into one location to provide a one-stop shop for the residents of Dunedin, enhance operations, and create departmental efficiencies. There is a decrease in operating expenses due to the completion of the City Hall project.

DEPARTMENT PERSONNEL SUMMARY					
	ACTUAL FY 2021	ACTUAL FY 2022	BUDGET FY 2023	ADOPTED FY 2024	FTE CHANGE
City Manager	5.00	4.85	4.85	5.85	1.00
Total FTEs	5.00	4.85	4.85	5.85	1.00

DEPARTMENT EXPENDITURE SUMMARY BY CATEGORY					
	ACTUAL FY 2021	ACTUAL FY 2022	BUDGET FY 2023	ADOPTED FY 2024	% CHANGE
Personnel					
Salaries	635,455	542,420	566,900	590,243	4%
Benefits	153,340	128,071	139,400	156,350	12%
Operating	269,754	308,327	443,600	362,358	-18%
Capital	3,326,425	14,999,135	-	-	N/A
Other	63,274	896,609	2,630,033	2,635,122	0%
Total Expenditures	\$ 4,448,247	\$ 16,874,561	\$ 3,779,933	\$ 3,744,073	-1%

Major Operating (\$25,000 or more)

City of Dunedin Strategic Planning Dashboard	\$ 25,000	General Fund
Public Art Master Plan & Implementation	\$ 60,000	General Fund
Legislative Lobbyist	\$ 60,000	General Fund

Major Other (\$25,000 or more)

Boat Club Foundation Leveling Survey	\$ 25,000	General Fund
Debt Service for New City Hall	\$ 2,628,200	Penny Fund

CITY MANAGER

FUNDING SOURCES

	ACTUAL FY 2021	ACTUAL FY 2022	BUDGET FY 2023	ADOPTED FY 2024	% CHANGE
General Fund	1,050,609	981,294	1,125,733	1,089,784	-3%
Penny Fund	3,389,699	15,893,268	2,629,200	2,629,289	0%
Public Art Fund	7,940	-	25,000	25,000	0%
TOTAL DEPARTMENT FUNDING	\$ 4,448,247	\$ 16,874,561	\$ 3,779,933	\$ 3,744,073	-1%

PERFORMANCE MEASURES

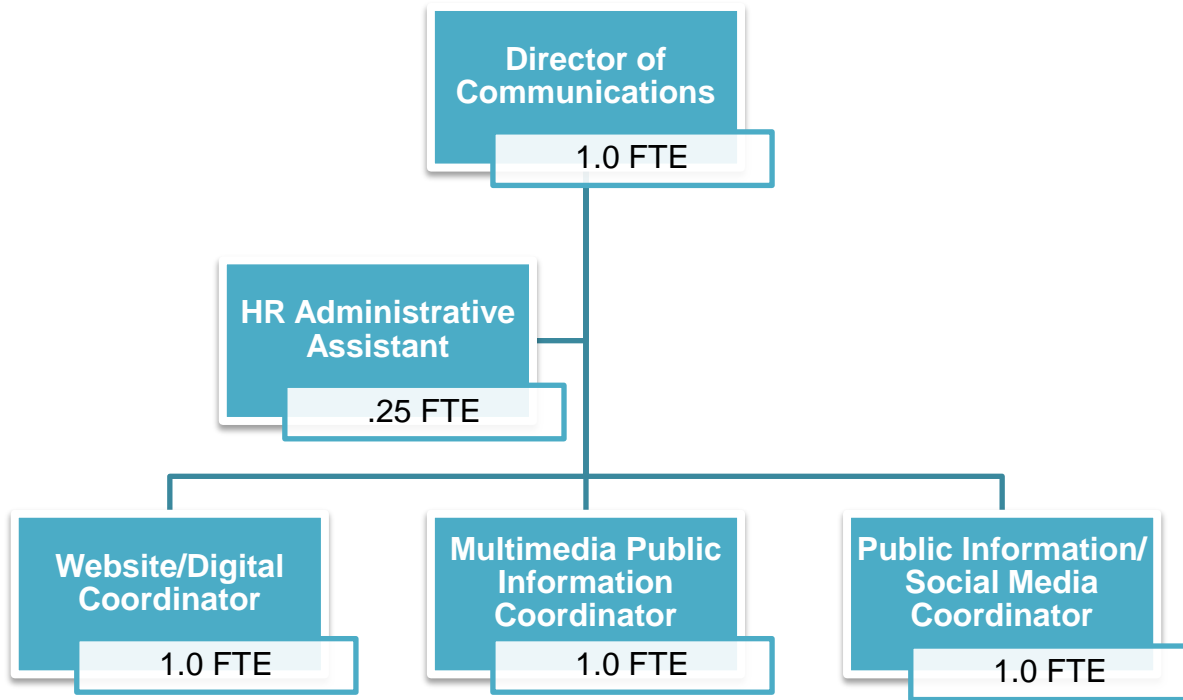
City Manager	ACTUAL FY 2021	ACTUAL FY 2022	BUDGET FY 2023	ESTIMATED FY 2023	ADOPTED FY 2024
Construction of Player Development & Stadium	Complete	Complete	Complete	na	na
Reduce gap in reserve level funding (General Fund).	Complete	Complete	Ongoing	Ongoing	Ongoing
Relocate Staff from Municipal Services Building and Technical Services Building to new facilities.	Complete	In progress	Final relocation of staff into the New City Hall should be complete by no later than the 1st quarter of FY23.	Final relocation of staff into the New City Hall was early March 2023.	Ongoing
Commence Construction of City Hall	In progress	In progress	Construction of the New City Hall should be complete by the end of FY22.	Construction of the New City Hall should be complete and move in date early March 2023.	Ongoing



COMMUNICATIONS

*FY 2024 ADOPTED
OPERATING &
CAPITAL BUDGET*

**City Of Dunedin
Communications
4.25 FTE**



COMMUNICATIONS

Champion Mission Statement

The City of Dunedin Communications Department supports all City Departments and Divisions in an effort to keep citizens engaged and informed via the City of Dunedin website, Dunedin TV, City of Dunedin social media outlets (Facebook, Twitter, Linked In, Nextdoor, YouTube, Instagram) and print media. The Communications Department assists with all public communications including media relations, social media, marketing, public relations, videos, citizen engagement, photo requests and emergency communication services. The Department also supports HR with internal communications for City employees.

Current Services Summary

The Communications Department manages public information, communications strategies, content creation, media relations, branding, all digital/social and video assets and platforms, marketing and public engagement. The Department also provides livestream public access for City Commission meetings and other meetings through the website, Facebook and YouTube. The staff monitors and responds to comments/questions on social media 7 days a week. The Department is responsible for producing the State of the City.

Budget Highlights, Service Changes and Proposed Efficiencies

The Communications Department continues to work to increase community outreach with a strategic multimedia approach to reach residents, visitors and those who work in Dunedin - and expand our reach to include various demographics. Continuing to centralize communications from a decentralized model remains a focus. Brand management, brand refresh and alignment will be a focus in 2024 with a professional agency partner. Another focus will be a new city website and new employee intranet. The department has been reorganized with a new Website/Digital Coordinator and a Multimedia Public Information Coordinator. This reorganization has already proven results with more bandwidth to manage the communications messaging strategies and content to better serve the community with public information using a multimedia approach.

DEPARTMENT PERSONNEL SUMMARY

	ACTUAL FY 2021	ACTUAL FY 2022	BUDGET FY 2023	ADOPTED FY 2024	FTE CHANGE
Communications	4.00	4.00	4.25	4.25	0.00
Total FTEs	4.00	4.00	4.25	4.25	0.00

DEPARTMENT EXPENDITURE SUMMARY BY CATEGORY

	ACTUAL FY 2021	ACTUAL FY 2022	BUDGET FY 2023	ADOPTED FY 2024	% CHANGE
Personnel					
Salaries	175,061	273,853	300,300	302,485	1%
Benefits	53,557	90,273	113,700	101,405	-11%
Operating	203,590	230,228	393,509	333,655	-15%
Capital	-	1,645	-	-	N/A
Other	-	832	833	833	0%
Total Expenditures	\$ 432,208	\$ 596,831	\$ 808,342	\$ 738,378	-9%

Major Operating (\$25,000 or more)

Contract Workers	\$ 85,000	General Fund
Marketing	\$ 30,000	General Fund
Website Upgrade	\$ 36,934	General Fund
ZenCity	\$ 25,000	General Fund

Major Capital (\$25,000 or more)

None

COMMUNICATIONS**FUNDING SOURCES**

	ACTUAL FY 2021	ACTUAL FY 2022	BUDGET FY 2023	ADOPTED FY 2024	% CHANGE
General Fund	432,208	589,441	708,342	738,378	4%
ARPA Fund	-	7,389	100,000	-	-100%
TOTAL DEPARTMENT FUNDING	\$ 432,208	\$ 596,831	\$ 808,342	\$ 738,378	-9%

PERFORMANCE MEASURES

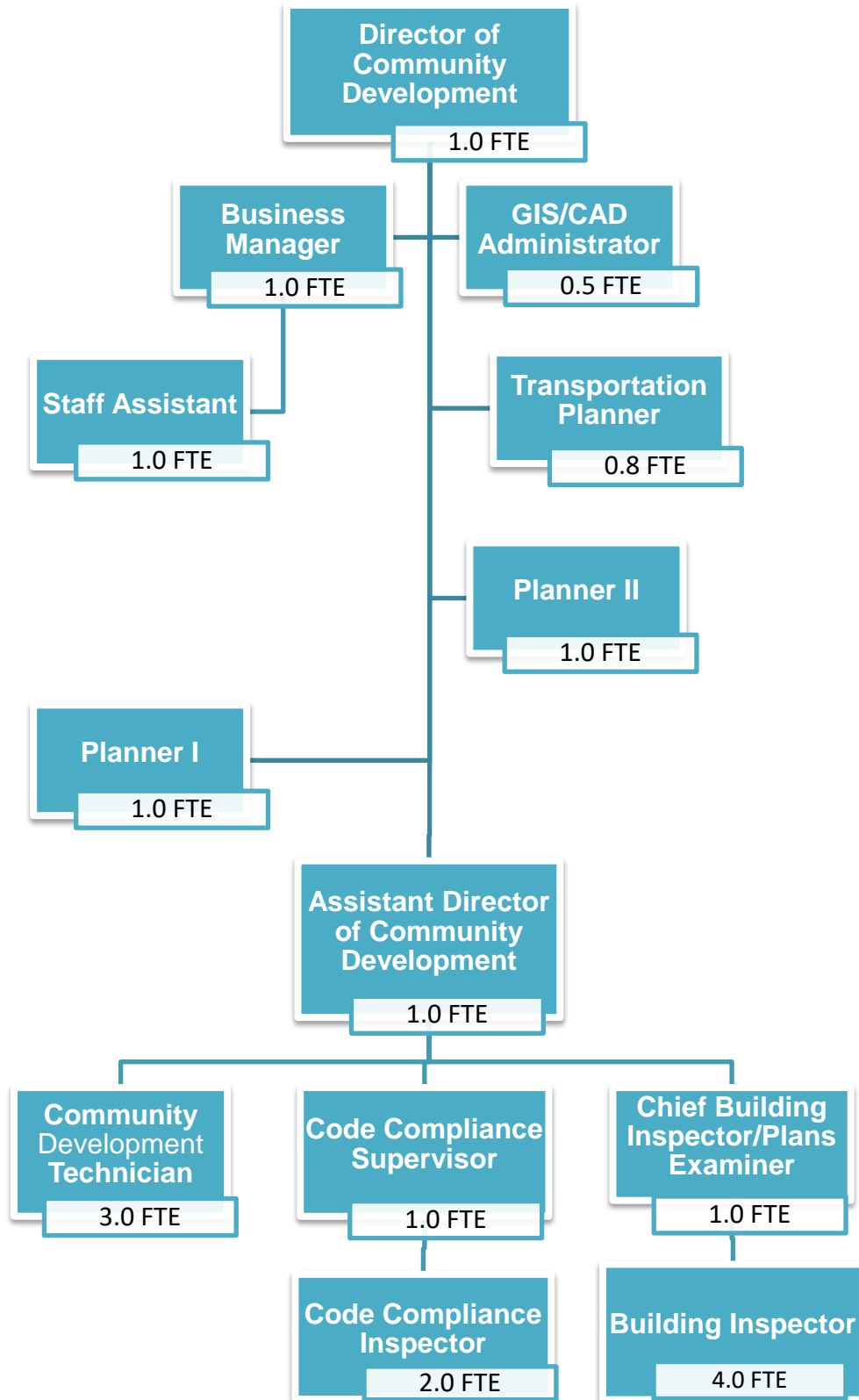
	ACTUAL FY 2021	ACTUAL FY 2022	BUDGET FY 2023	ESTIMATED FY 2023	ADOPTED FY 2024
Website visits	1,314,629	902,069	1,080,665	1,025,298	1,080,665
Website page views	2,175,544	1,912,666	2,093,027	2,190,872	2,093,027
Facebook page likes	29,000	35,411	35,000	36,745	37,000
YouTube Channel views	N/A	15,000	18,000	20,000	20,000
YouTube Channel hours to date	N/A	800	1,600	2,000	2,200
YouTube Channel hours of video watched	N/A	500	1,000	1,700	1,800
DunedineNEWS Subscribers	N/A	6,000	8,000	9,500	10,000
Instagram Followers	5,000	6,000	9,000	9,500	10,000



COMMUNITY DEVELOPMENT

*FY 2024 ADOPTED
OPERATING &
CAPITAL BUDGET*

**City of Dunedin
Community Development
18.3 FTE**



COMMUNITY DEVELOPMENT

Champion Mission Statement

To develop and implement creative and responsive community-based strategies that provide for economic vitality, promote high-quality development and preserve Dunedin's unique cultural and historic character.

Current Services Summary

Community Development is responsible for managing the Comprehensive Plan and administering the Land Development Code. Services include land planning, transportation planning, zoning implementation, land development design review, administration of the Florida Building Code, administration of the City's Property Maintenance Code (code compliance), historic preservation, architectural review, floodplain management and the implementation of Dunedin's vision corridor and mobility planning efforts. The Department of Community Development is composed of four Divisions: Building, Code Compliance, Planning and Zoning.

The Building Division is responsible for the application and compliance of the Florida Building Code, as well as other federal, state, and local laws and ordinances. The team processes building and building related permit applications, reviews construction plans and drawings for code compliance and performs inspections on all permitted projects in Dunedin.

The Code Compliance Division is responsible for the application and enforcement of all city codes and ordinances including the International Property Maintenance Code. The goal of the Code Compliance Team is voluntary compliance through education. The code compliance inspectors help keep Dunedin beautiful and protect the safety, health and welfare of its citizens.

The Planning Division is responsible for the application and compliance of both the City's Comprehensive Plan and Land Development Code. The planning team is also responsible for assuring compatible development citywide, the development of mobility planning initiatives, and the implementation of the Patricia Avenue, Douglas Avenue, Causeway Boulevard and State Route 580 corridor studies.

The Zoning Division is primarily responsible for short-range planning and implementation of the Land Development Code to regulate development or redevelopment on a citywide basis.

Budget Highlights, Service Changes and Proposed Efficiencies

In 2024, the Department will be managing the following initiatives: Implementing the downtown Looper service; Developing a Golf Cart/Mobility infrastructure plan; Developing a comprehensive update to the City Land Development Code; Undertaking a Beltrees complete street improvement study; and managing the Phase 3 historic resources survey.

The Department is scheduled to go-live with EnerGov's Community Development suite. Contractors, developers, business owners and residents will be able to do business with us online using Dunedin's Citizen Self Service (CSS) portal. It is anticipated that EnerGov and the CSS will provide greater efficiencies in the delivery of services.

FY 2024 increases to general fund include professional services of \$50K for expanding the historic resource survey, which is anticipated to be entirely absorbed through a state grant award.

COMMUNITY DEVELOPMENT

DEPARTMENT PERSONNEL SUMMARY

	ACTUAL FY 2021	ACTUAL FY 2022	BUDGET FY 2023	ADOPTED FY 2024	FTE CHANGE
Community Development	6.95	7.65	7.65	7.65	0.00
Building Services	10.55	10.65	10.65	10.65	0.00
Total FTEs	17.50	18.30	18.30	18.30	0.00

DEPARTMENT EXPENDITURE SUMMARY BY CATEGORY

	ACTUAL FY 2021	ACTUAL FY 2022	BUDGET FY 2023	ADOPTED FY 2024	% CHANGE
Personnel					
Salaries	998,156	1,033,552	1,281,400	1,309,757	2%
Benefits	337,512	347,029	438,900	425,120	-3%
Operating	754,602	640,922	1,106,416	1,018,231	-8%
Capital	63,336	52,877	-	-	N/A
Other	37,500	97,877	170,975	51,686	-70%
Total Expenditures	\$ 2,191,107	\$ 2,172,257	\$ 2,997,691	\$ 2,804,794	-6%

Major Operating (\$25,000 or more)

Inspection/Plans Review Contractual Services	\$ 75,000	Building Fund
Other Misc Support Services	\$ 25,000	Building Fund
Misc. Professional Services	\$ 25,000	Building Fund
Land Development Code Update	\$ 125,000	General Fund
Historic Resource Study	\$ 50,000	General Fund
Abatement Activities	\$ 30,000	General Fund
Host Compliance Annual Fee	\$ 25,000	General Fund
Solar Technology Incentives	\$ 50,000	General Fund
Downtown Looper	\$ 125,000	ARPA Fund

Major Other (\$25,000 or more)

None

DEPARTMENT EXPENDITURE SUMMARY BY COST CENTER

	ACTUAL FY 2021	ACTUAL FY 2022	BUDGET FY 2023	ADOPTED FY 2024	% CHANGE
Community Development					
Personnel					
Salaries	417,205	452,978	555,300	574,642	3%
Benefits	142,043	153,799	191,200	192,520	1%
Operating	301,376	247,123	657,032	567,321	-14%
Capital	28,781	1,578	-	-	N/A
Other	37,500	50,842	75,843	50,843	-33%
Total Expenditures	\$ 926,904	\$ 906,320	\$ 1,479,375	\$ 1,385,326	-6%

Building Services

Personnel					
Salaries	580,951	580,574	726,100	735,115	1%
Benefits	195,470	193,230	247,700	232,600	-6%
Operating	453,227	393,799	449,384	450,910	0%
Capital	34,555	51,299	-	-	N/A
Other	-	842	25,843	843	-97%
Total Expenditures	\$ 1,264,202	\$ 1,219,744	\$ 1,449,027	\$ 1,419,468	-2%

TOTAL DEPARTMENT EXPENDITUR \$ 2,191,107 \$ 2,126,064 \$ 2,928,402 \$ 2,804,794 -4%

COMMUNITY DEVELOPMENT

FUNDING SOURCES

	ACTUAL FY 2021	ACTUAL FY 2022	BUDGET FY 2023	ADOPTED FY 2024	% CHANGE
General Fund	927,572	906,439	1,304,375	1,260,326	-3%
Building Fund	1,263,534	1,219,625	1,449,027	1,419,468	-2%
ARPA Fund	-	-	175,000	125,000	-29%
TOTAL DEPARTMENT FUNDING	\$ 2,191,107	\$ 2,126,064	\$ 2,928,402	\$ 2,804,794	-4%

FUNDING SOURCES

	ACTUAL FY 2021	ACTUAL FY 2022	BUDGET FY 2023	ADOPTED FY 2024	% CHANGE
General Fund					
Licenses & Permits	129,547	135,645	130,000	130,000	0%
Charges for Service	33,817	29,983	25,000	20,000	-20%
Fines	563,359	27,541	80,000	100,000	25%
Rent	-	-	-	-	N/A
City Funds	200,849	713,270	1,069,375	1,010,326	-6%
Total General Fund	\$ 927,572	\$ 906,439	\$ 1,304,375	\$ 1,260,326	-3%
Building Fund					
Licenses & Permits	1,565,899	1,307,620	1,100,000	1,000,000	-9%
Miscellaneous	11,863	27,374	6,500	39,500	508%
Fund Balance	(314,227)	(115,370)	342,527	379,968	11%
Total Building Fund	\$ 1,263,534	\$ 1,219,625	\$ 1,449,027	\$ 1,419,468	-2%
ARPA Fund					
Grants	-	-	175,000	125,000	-29%
Total ARPA Fund	\$ -	\$ -	\$ 175,000	\$ 125,000	-29%
TOTAL DEPARTMENT FUNDING	\$ 2,191,107	\$ 2,126,064	\$ 2,928,402	\$ 2,804,794	-4%

PERFORMANCE MEASURES

	ACTUAL FY 2021	ACTUAL FY 2022	BUDGET FY 2023	ESTIMATED FY 2023	ADOPTED FY 2024
Permits Issued	5,481	5,147	5,500	5,500	5,500
Permit Valuation	\$ 110,813,918	\$ 113,709,843	\$ 125,000,000	\$ 115,000	\$ 115,000
Inspections	12,868	13,784	13,000	13,500	13,500
Business Tax License*	3,520	3,846	25,000	3,800	1,800
Code Compliance Inspections	2,100	1,520	21,000	1,800	1,800

*Includes no charge contractor registrations.



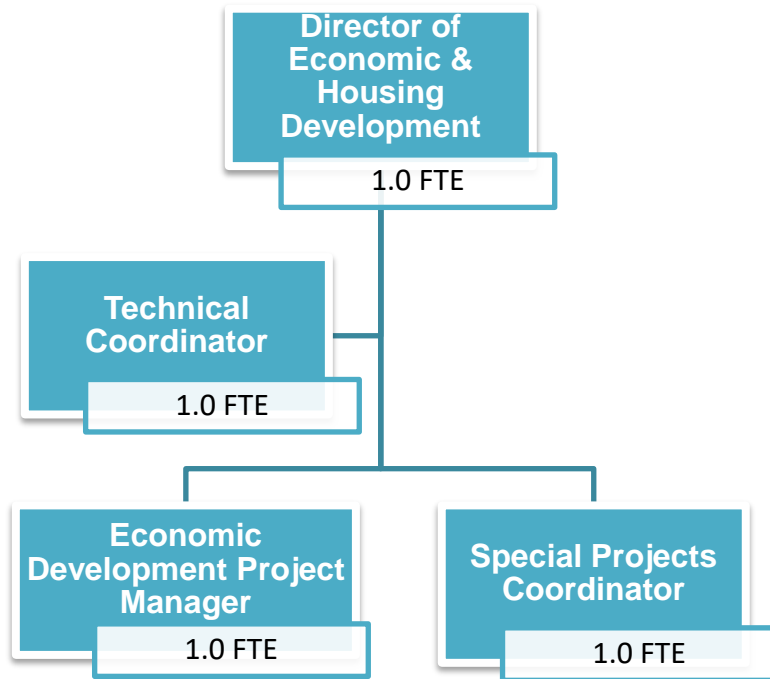
This page intentionally left blank.



ECONOMIC DEVELOPMENT

*FY 2024 ADOPTED
OPERATING &
CAPITAL BUDGET*

**City of Dunedin
Economic & Housing Development
(Includes CRA)
4.0 FTE**



ECONOMIC & HOUSING DEVELOPMENT

Champion Mission Statement

The Economic & Housing Development Department, which also manages the City's Community Redevelopment District (CRD), is responsible for strategies and programs that expand the City's economy and promote redevelopment, jobs, attainable housing, and overall quality of life aspects. The Economic Development Department is also involved with special projects.

Current Services Summary

This Department is responsible for the development and creation of various economic development/redevelopment initiatives, infrastructure enhancement projects, special projects, grant applications, targeted streetscape initiatives, and downtown improvements. Staff also serve as liaisons to various committees and organizations, such as the Downtown Dunedin Merchants Association, Dunedin Chamber of Commerce, Community Redevelopment Agency Advisory Committee, Dunedin Housing Authority and Visit Dunedin, as well as to Dunedin residents and businesses at-large.



Budget Highlights, Service Changes and Proposed Efficiencies

The FY 2024 Initiatives include the Downtown East End Plan (DEEP), a Complete Streets design plan for Skinner Boulevard, implementation of Phase I of the paver replacement program for Main Street sidewalks, and continued enhancement on the Patricia Corridor. New in FY 2024 include; planning for a Downtown Public Parking Garage, re-purposing of the Coca-Cola Industrial site, additional streetscaping, and continued support for business community. In an effort to provide adequate parking in the Downtown the CRA has designated significant funds for private parking through lease parking agreements.

DEPARTMENT PERSONNEL SUMMARY

	ACTUAL FY 2021	ACTUAL FY 2022	BUDGET FY 2023	ADOPTED FY 2024	FTE CHANGE
Economic & Housing	1.54	2.25	2.25	2.25	0.00
CRA	2.19	1.75	1.75	1.75	0.00
Total FTEs	3.73	4.00	4.00	4.00	0.00

DEPARTMENT EXPENDITURE SUMMARY BY CATEGORY

	ACTUAL FY 2021	ACTUAL FY 2022	BUDGET FY 2023	ADOPTED FY 2024	% CHANGE
Personnel					
Salaries	284,928	301,553	349,300	352,519	1%
Benefits	90,498	96,726	109,700	96,320	-12%
Operating	836,045	502,526	864,768	647,173	-25%
Capital	380,194	6,992,959	2,620,000	10,112,354	286%
Other	104,550	1,164,155	1,019,356	1,279,490	26%
Total Expenditures	\$ 1,696,214	\$ 9,057,920	\$ 4,963,124	\$ 12,487,856	152%

ECONOMIC & HOUSING DEVELOPMENT

Major Operating (\$25,000 or more)

Parking Leases	\$ 211,084	CRA Fund
Monroe St. Parking Garage Maintenance	\$ 101,500	General Fund
Art Incubator Sponsorship*	\$ 138,666	General Fund / CRA Fund
Jolley Trolley Service	\$ 56,849	General Fund / CRA Fund
Downtown Enhancements/Landscaping	\$ 50,000	CRA Fund
Miscellaneous Consulting Services	\$ 45,000	General Fund / CRA Fund

*Expense will be partially offset by rental revenue

Major Capital (\$25,000 or more)

Patricia Corridor Enhancements	\$ 50,000	General Fund
ROW Enhancements	\$ 75,000	General Fund
Midtown Parking Facility	\$ 1,200,000	Penny Fund
Skinner Blvd Construction	\$ 8,270,682	CRA Fund/Penny/ARPA/Water/WW/FDOT

Major Other (\$25,000 or more)

Downtown Bollards	\$ 175,000	CRA Fund
Downtown East End Plan (DEEP) Mease Materials	\$ 100,000	CRA Fund
Downtown Pavers Enhancements	\$ 125,000	CRA Fund
CRA Affordable Workforce Housing	\$ 50,000	General Fund
CRA Facade, DEMO & Site Plan Assistance	\$ 90,000	General Fund / CRA Fund
Debt Service Payment	\$ 1,174,699	CRA Fund

DEPARTMENT EXPENDITURE SUMMARY BY CATEGORY

	ACTUAL	ACTUAL	BUDGET	ADOPTED	%
	FY 2021	FY 2022	FY 2023	FY 2024	CHANGE
Economic & Housing Development					
Personnel					
Salaries	101,676	112,583	135,800	138,208	2%
Benefits	31,882	34,022	40,100	38,070	-5%
Operating	211,107	121,190	248,660	210,452	-15%
Capital	19,209	265,402	805,000	125,000	-84%
Other	15,993	112,975	192,238	182,737	-5%
Total Expenditures	\$ 379,867	\$ 646,172	\$ 1,421,798	\$ 694,467	-51%

ECONOMIC & HOUSING DEVELOPMENT

	ACTUAL FY 2021	ACTUAL FY 2022	BUDGET FY 2023	ADOPTED FY 2024	% CHANGE
Community Redevelopment Agency (CRA)					
Personnel					
Salaries	183,252	188,970	213,500	214,311	0%
Benefits	58,615	62,704	69,600	58,250	-16%
Operating	423,305	248,881	479,497	300,460	-37%
Capital	360,985	5,795,941	1,815,000	9,987,354	450%
Other	88,557	1,004,987	757,829	1,027,464	36%
Total Expenditures	\$ 1,114,714	\$ 7,301,483	\$ 3,335,426	\$ 11,587,839	247%

Parking

Personnel					
Salaries	-	-	-	-	N/A
Benefits	-	-	-	-	N/A
Operating	201,633	132,456	136,611	136,261	0%
Capital	-	931,617	-	-	N/A
Other	-	46,193	69,289	69,289	0%
Expense Cash Flow Subtotal	\$ 201,633	\$ 1,110,265	\$ 205,900	\$ 205,550	0%
Depreciation	-	-	-	-	N/A
Elim. Of Principal Pymts.	-	-	-	-	N/A
Elimination of Capital	-	-	-	-	N/A
Total Expenses	\$ 201,633	\$ 1,110,265	\$ 205,900	\$ 205,550	0%
TOTAL DEPARTMENT EXPENDITURES	\$ 1,696,214	\$ 9,057,920	\$ 4,963,124	\$ 12,487,856	152%

FUNDING SOURCES

	ACTUAL FY 2021	ACTUAL FY 2022	BUDGET FY 2023	ADOPTED FY 2024	% CHANGE
General Fund	581,500	1,756,437	822,698	900,017	9%
Penny Fund	-	-	1,355,000	4,485,413	231%
CRA Fund	1,114,714	7,301,483	1,895,426	5,602,426	196%
ARPA Fund	-	-	890,000	1,500,000	69%
TOTAL DEPARTMENT FUNDING	\$ 1,696,214	\$ 9,057,920	\$ 4,963,124	\$ 12,487,856	152%

PERFORMANCE MEASURES

	ACTUAL FY 2021	ACTUAL FY 2022	BUDGET FY 2023	ESTIMATED FY 2023	ADOPTED FY 2024
Increase in tax base (CRA / Citywide)	8.39% / 8.27%	13.82%/12.84%	13.81% / 12.28%	0	0
New development projects initiated	0	0	2	0	2
Incentive grants awarded	5/26,060	4/\$20,000	10/\$90,000	4/15,000	7/75,000
Enhancement projects	2	2	3	3	2



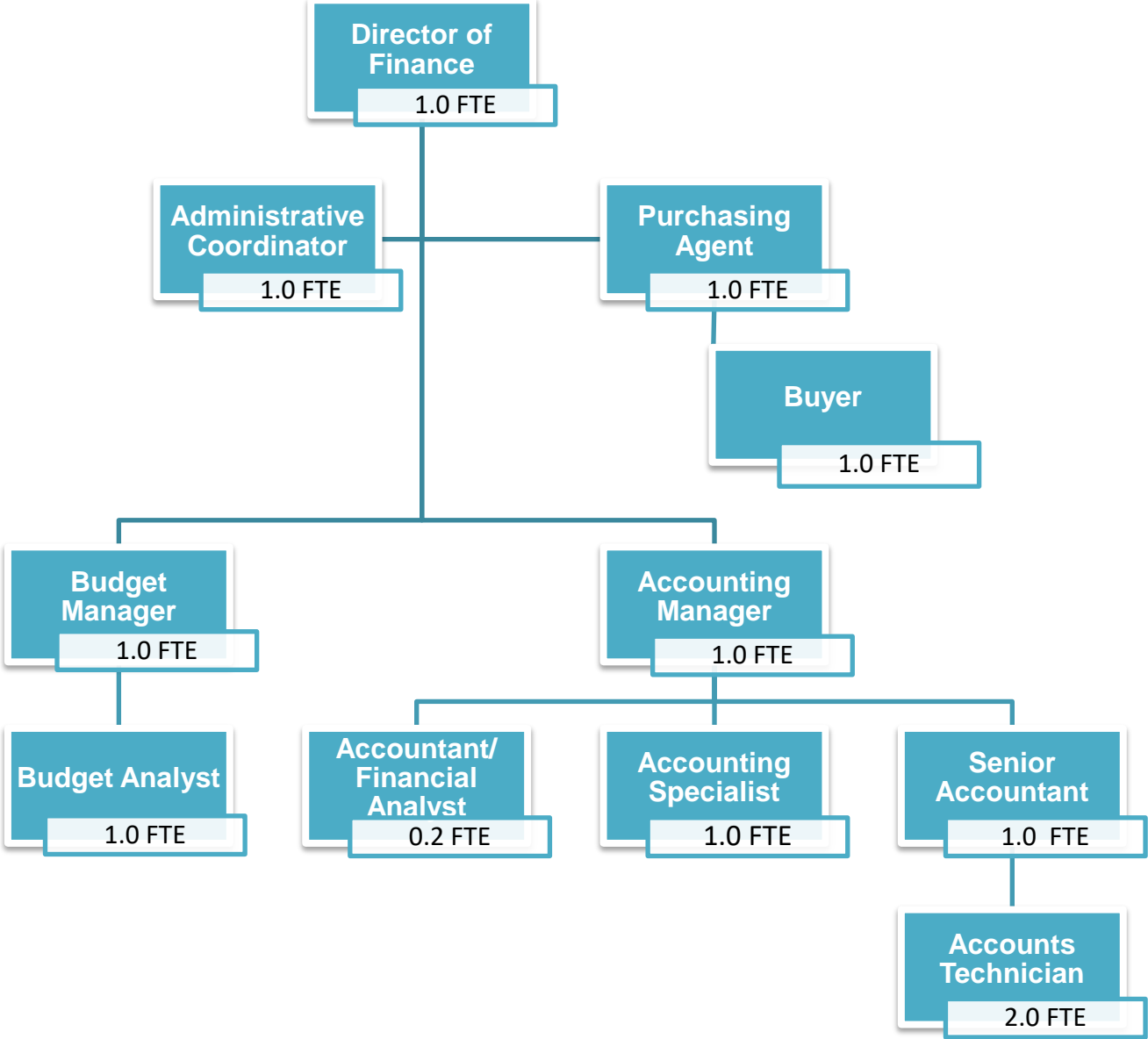
This page intentionally left blank.



FINANCE

FY 2024 ADOPTED OPERATING & CAPITAL BUDGET

**City of Dunedin
Finance
11.2 FTE**



FINANCE

Champion Mission Statement

To provide timely, responsive, and comprehensive financial support services to the City Commission, City departments, and the community at large.

Current Services Summary

The Finance Department is responsible for all accounting, budgeting, financing, purchasing, and cash management activities for the City. Responsibilities also include safeguarding the City's assets, managing the City's investment portfolio, debt management, accurate and timely financial reporting, and providing financial support to all City departments and divisions. In addition, the department coordinates preparation of the Annual Budget and Business Plan that includes the Capital Improvements Plan (CIP), monitors budget compliance, coordinates the annual audit conducted by an outside independent audit firm, and prepares and issues the Comprehensive Annual Financial Report (CAFR).

Staff also prepares financial statements, processes accounts payable, completes specialized billing and provides other accounting related services. The Department also provides internal and external customers with information on rates, types of services available and any regulations that pertain to our billing services. Purchasing staff facilitate vendor relationships and oversee all bidding processes for procurement of City products and services.

Budget Highlights, Service Changes and Proposed Efficiencies

Operating expenses for FY 2024 have increased by 10% due in part to increases in internal service fund allocations in FY 2024 over FY 2023. Salary and benefit costs increased by 8% and 20% due to a 3.5% merit increase and the results of the class and compensation study and increases in the Health insurance costs. To provide an efficient and effective process in meeting the City's procurement needs, the Purchasing Department has contracts in place for high dollar or high volume purchases and of small dollar items efficiently (credit cards, etc.), and incorporates the use of technology to facilitate the procurement process (internet, etc.).

Major projects within the department included the continued development of the City of Dunedin Business Plan and Capital Improvements Plan for FY 2024. The Business Plan and CIP are intended to guide the development of the FY 2024 Operating and Capital Budgets.

DEPARTMENT PERSONNEL SUMMARY					
	ACTUAL FY 2021	ACTUAL FY 2022	BUDGET FY 2023	ADOPTED FY 2024	FTE CHANGE
Accounting/Finance	10.00	10.00	10.20	11.20	1.00
Total FTEs	10.00	10.00	10.20	11.20	1.00

DEPARTMENT EXPENDITURE SUMMARY BY CATEGORY					
	ACTUAL FY 2021	ACTUAL FY 2022	BUDGET FY 2023	ADOPTED FY 2024	% CHANGE
Personnel					
Salaries	649,740	633,284	761,450	818,588	8%
Benefits	192,748	206,792	240,880	287,956	20%
Operating	205,388	240,033	267,371	288,930	8%
Capital	-	3,763	-	-	N/A
Other	-	1,978	1,979	1,979	0%
Total Expenditures	\$ 1,047,876	\$ 1,085,850	\$ 1,271,680	\$ 1,397,453	10%

FINANCE

Major Operating (\$25,000 or more)

Auditor Services \$ 70,000 General Fund

Major Capital (\$25,000 or more)

None

FUNDING SOURCES

	ACTUAL FY 2021	ACTUAL FY 2022	BUDGET FY 2023	ADOPTED FY 2024	% CHANGE
General Fund	1,047,876	1,023,528	1,271,680	1,397,453	10%
ARPA Fund	-	62,323	-	-	N/A
TOTAL DEPARTMENT FUNDING	\$ 1,047,876	\$ 1,085,850	\$ 1,271,680	\$ 1,397,453	10%

PERFORMANCE MEASURES

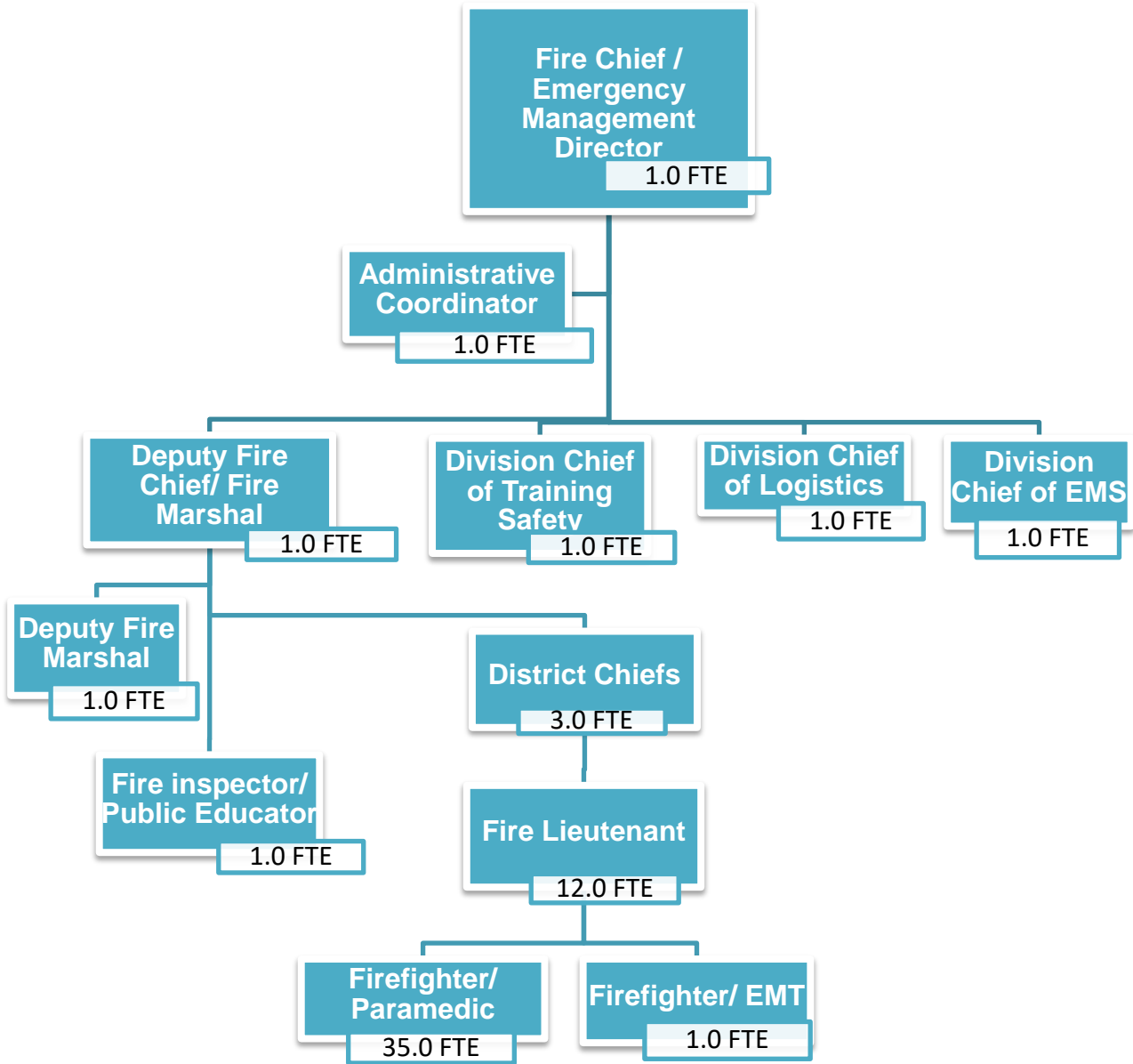
	ACTUAL FY 2021	ACTUAL FY 2022	BUDGET FY 2023	ESTIMATED FY 2023	ADOPTED FY 2024
Number of Budget Amendments	4	4	4	4	4
Purchase Orders Issued	919	943	950	950	950
Issuer Rating (Moody's / S & P)	Aa2/AA+	Aa2/AA+	Aa2/AA+	Aa2/AA+	TBD
GFOA Certificate of Achievement for Excellence in Financial Reporting	Yes	Yes	Yes	TBD	TBD
GFOA Distinguished Budget Award Recipient	Yes	Yes	Yes	Yes	TBD



FIRE RESCUE

*FY 2024 ADOPTED
OPERATING &
CAPITAL BUDGET*

City of Dunedin
Fire
59.0 FTE



FIRE RESCUE

Champion Mission Statement

To promote fire and health safety preparedness through prevention and educational activities that will enhance the quality of life for all citizens, and when needed, make a rapid response to control and eliminate the emergency situation.

Current Services Summary

The department is divided into three Divisions: Administration, Fire Operations, and Emergency Medical Services (EMS). The department is responsible for providing emergency response to all types of incidents. Most personnel have fire and EMS training to handle these incidents. The department contracts with Pinellas County EMS to provide three Advanced Life Support (ALS) units for medical incidents. The department also has a Fire Protection Agreement with Pinellas County to provide fire service to unincorporated areas of the Dunedin Fire District. In addition, the department's fire prevention program coordinates fire inspections on new and existing commercial and multi-family structures as well as fire prevention activities for all age groups. The department also serves as the Emergency Management authority for the City.

Budget Highlights, Service Changes and Proposed Efficiencies

The FY 2024 budget will maintain the 2023 service levels and programs as much as possible.



Dunedin's newest Fire Station #61



DEPARTMENT PERSONNEL SUMMARY

	ACTUAL FY 2021	ACTUAL FY 2022	BUDGET FY 2023	ADOPTED FY 2024	FTE CHANGE
Fire Administration	10.00	10.00	10.00	10.00	0.00
Fire Operations	36.00	36.00	36.00	36.00	0.00
EMS	10.00	10.00	13.00	13.00	0.00
Total FTEs	56.00	56.00	59.00	59.00	0.00



Dunedin's 9/11 memorial constructed with donations from the community. It stands as a tribute to the firefighters, first responders, and civilians who were affected by the events on 9/11.



DEPARTMENT EXPENDITURE SUMMARY BY CATEGORY

	ACTUAL FY 2021	ACTUAL FY 2022	BUDGET FY 2023	ADOPTED FY 2024	% CHANGE
Personnel					
Salaries	4,637,335	4,832,705	4,985,176	5,490,429	10%
Benefits	1,800,405	1,959,026	2,188,300	2,299,696	5%
Operating	1,432,042	1,615,740	1,818,788	2,116,883	16%
Capital	867,370	12,393	33,000	347,550	953%
Other	107,073	108,448	109,100	107,959	-1%
Total	\$ 8,844,225	\$ 8,528,312	\$ 9,134,364	\$ 10,362,517	13%


FIRE RESCUE

Major Operating (\$25,000 or more)

Decon Washer for SCBA Bottles, Helmets, Boots	\$ 36,000	General Fund
Station 62 Kitchen Renovation	\$ 48,200	General Fund
Citywide HVAC Replacements - Station 62	\$ 25,000	General Fund
Tethered Drone	\$ 42,000	General Fund

Major Other (\$25,000 or more)

Foundation for Fire Training Tower	\$ 40,000	General Fund
D60 Vehicle Replacement	\$ 150,000	General Fund
Fire Station #61 Debt Payment	\$ 108,700	Penny Fund



Honor Guard

DEPARTMENT EXPENDITURE SUMMARY BY COST CENTER

	ACTUAL FY 2021	ACTUAL FY 2022	BUDGET FY 2023	ADOPTED FY 2024	% CHANGE
Fire Administration					
Personnel					
Salaries	918,760	966,832	977,620	1,121,329	15%
Benefits	346,220	389,647	388,100	416,455	7%
Operating	9	8	-	-	N/A
Capital	-	-	-	-	N/A
Other	-	-	-	-	N/A
Total Expenditures	\$ 1,264,988	\$ 1,356,487	\$ 1,365,720	\$ 1,537,784	13%
Fire Operations					
Personnel					
Salaries	2,848,806	2,932,918	2,856,226	3,181,900	11%
Benefits	912,622	1,008,199	1,102,363	1,096,172	-1%
Operating	1,226,687	1,392,390	1,534,988	1,803,758	18%
Capital	867,370	12,393	33,000	347,550	953%
Other	107,073	108,448	109,100	107,959	-1%
Total Expenditures	\$ 5,962,558	\$ 5,454,348	\$ 5,635,677	\$ 6,537,339	16%
EMS					
Personnel					
Salaries	869,769	932,956	1,151,330	1,187,200	3%
Benefits	541,563	561,180	697,837	787,069	13%
Operating	205,347	223,342	283,800	313,125	10%
Capital	-	-	-	-	N/A
Other	-	-	-	-	N/A
Total Expenditures	\$ 1,616,680	\$ 1,717,478	\$ 2,132,967	\$ 2,287,394	7%
TOTAL DEPARTMENT EXPENDITURES	\$ 8,844,225	\$ 8,528,312	\$ 9,134,364	\$ 10,362,517	13%

FIRE RESCUE

FUNDING SOURCES

	ACTUAL FY 2021	ACTUAL FY 2022	BUDGET FY 2023	ADOPTED FY 2024	% CHANGE
General Fund					
Fire Plan Review/Inspections	17,824	27,189	34,200	34,200	0%
County Fire Service Fees	777,688	784,638	805,800	805,800	0%
County EMS	1,629,101	1,678,017	2,008,735	2,364,939	18%
Donations	19,712	4,000	1,000	1,000	0%
City Funds	5,628,721	5,922,660	6,175,529	7,048,619	14%
Total General Fund	\$ 8,073,046	\$ 8,416,505	\$ 9,025,264	\$ 10,254,558	14%
Penny Fund					
Intergovernmental	724,064	111,807	109,100	107,959	-1%
Total Penny Fund	\$ 724,064	\$ 111,807	\$ 109,100	\$ 107,959	-1%
Impact Fee Fund					
Fire Impact Fees	47,115	-	-	-	N/A
Total Impact Fee Fund	\$ 47,115	\$ -	\$ -	\$ -	N/A
TOTAL DEPARTMENT FUNDING	\$ 8,844,225	\$ 8,528,312	\$ 9,134,364	\$ 10,362,517	13%

PERFORMANCE MEASURES

	ACTUAL FY 2021	ACTUAL FY 2022	BUDGET FY 2023	ESTIMATED FY 2023	ADOPTED FY 2024
Percent of firefighters with ISO required 192 hours of company training	99%	99%	100%	100%	100%
Percent of firefighters with ISO required 6 hours of annual hazardous materials training	45%	65%	100%	100%	100%
Percent of firefighters with ISO required 18 hours annual facility training	53%	86%	100%	100%	100%
Percent of drivers with ISO required 12 hours annual driving training	100%	100%	100%	100%	100%
Percent of emergency medical calls responded to within 7.5 minutes (90% minimum per Pinellas County agreement)	92%	94%	100%	96%	95%
Percent of emergency fire incidents responded to within 7.5 minutes (90% minimum per Pinellas County agreement)	81%	86%	100%	90%	95%



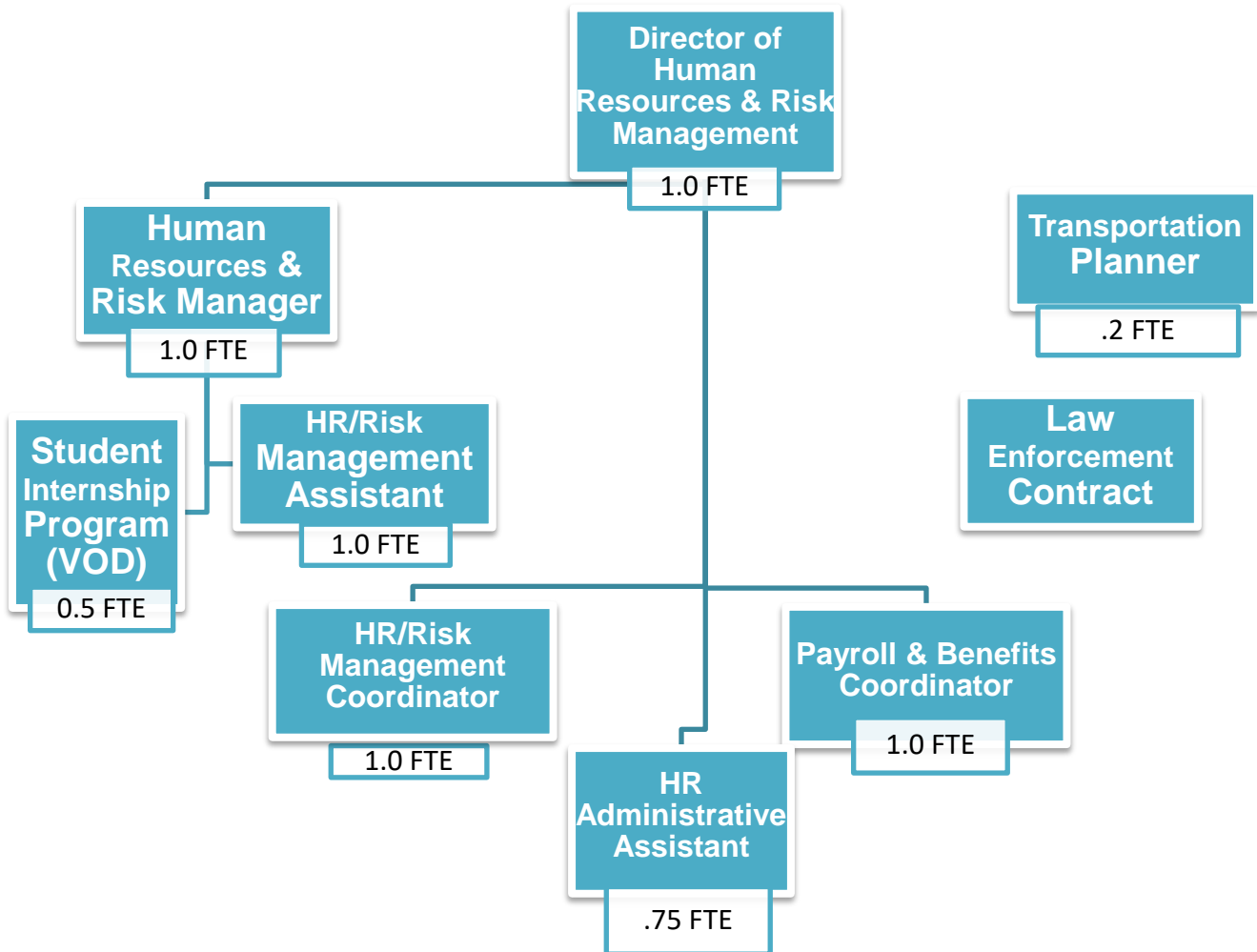
This page intentionally left blank.



HUMAN RESOURCES & RISK MANAGEMENT

*FY 2024 ADOPTED
OPERATING & CAPITAL
BUDGET*

City of Dunedin
Human Resources & Risk Management
6.45 FTE



HUMAN RESOURCES & RISK MANAGEMENT

Champion Mission Statement

To promote the City's core values in all areas of Human Resources and Risk Management by providing outstanding customer service to all internal and external customers.

Current Services Summary

The Department is comprised of two divisions: Human Resources (HR) and Risk Management. The HR Division provides administrative support to all City departments pertaining to personnel matters. Activities include recruitment and selection, performance management, retirement plan administration, employee and labor relations, classification and compensation, payroll processing, City-wide employee training, policies and procedures maintenance, and a variety of special projects related to the HR function. HR also facilitates employee professional development and training, and ensures the City's compliance with all legal requirements of personnel-related regulations.

The HR Division also oversees administration of the City's health plans, employee wellness program and other employee benefits. Employee insurance benefits include medical, dental, life, short-term disability, Employee Assistance Program (EAP) and voluntary benefits. Activities include insurance benefits administration and employee claims handling support, processing of premiums, coordination of annual employee open enrollment and record keeping. In addition, the department also authorizes expenditures from the Health Benefits Self-Insurance Fund, and monitors employee insurance benefits costs including medical claims.

The Risk Management Division is responsible for the administration of the City's safety, property and liability insurance, and workers' compensation programs to include employee safety training, claims processing and record keeping, while ensuring compliance with all applicable laws and regulations. Other functions include monitoring and authorization of claims-related expenditures by the City's Third Party Administrator, insurance renewals and adjustments to risk management services to stay abreast of the City's changing exposures. This function also encompasses City-wide inspections and risk mitigation analyses, and coordinates the activities of the City's employee Safety Action Committee.

The Director of Human Resources & Risk Management is also responsible for administration of the City's law enforcement contract with the Pinellas County Sheriff's Office and works with the City Manager and other departments to ensure effective deployment of law enforcement services throughout the City.

Budget Highlights, Service Changes and Proposed Efficiencies

As of September 30, 2022, the Health Benefits Fund showed a positive net position of \$881,000, with overall medical and pharmacy claims trending 3.3% less than the prior year's. The health benefits fund remains in good standing with the Florida Office of Insurance Regulation. As of September 30, 2022, the Risk Safety Fund showed a total net position of \$4.5M. The FY 2024 Budget has 15% increases over the FY 2023 budget. The operating cost increased \$984,000 in Risk Management due to an increase in property and liability insurance in FY 2024 over FY 2023.

DEPARTMENT PERSONNEL SUMMARY					
	ACTUAL	ACTUAL	BUDGET	ADOPTED	FTE
	FY 2021	FY 2022	FY 2023	FY 2024	CHANGE
Human Resources	2.08	2.08	2.83	2.83	0.00
Risk Management	2.47	2.37	2.37	2.37	0.00
Health Benefits	1.25	1.25	1.25	1.25	0.00
Total FTEs	5.80	5.70	6.45	6.45	0.00

HUMAN RESOURCES & RISK MANAGEMENT

DEPARTMENT EXPENDITURE SUMMARY BY CATEGORY

	ACTUAL	ACTUAL	BUDGET	ADOPTED	%
	FY 2021	FY 2022	FY 2023	FY 2024	CHANGE
Personnel					
Salaries	376,222	385,709	473,200	492,488	4%
Benefits	136,845	144,655	197,100	217,955	11%
Operating	6,955,340	6,032,542	7,858,588	9,116,992	16%
Capital	-	-	-	-	N/A
Other	-	-	-	-	N/A
Total	\$ 7,468,407	\$ 6,562,907	\$ 8,528,888	\$ 9,827,435	15%

Major Operating (\$25,000 or more)

Johns Eastern P & C Claims Handling	\$ 48,500	Risk Safety Fund
Gehring Broker/Consulting Fees (Risk)	\$ 98,433	Risk Safety Fund
Cyber Liability & Network Privacy Premium	\$ 77,742	Risk Safety Fund
Property & Liability Premiums	\$ 1,981,968	Risk Safety Fund
Public Officials Liability Premium	\$ 70,212	Risk Safety Fund
Workers' Comp Premiums	\$ 168,292	Risk Safety Fund
Property & Liability Claims	\$ 284,467	Risk Safety Fund
Worker's' Comp Claims	\$ 307,208	Risk Safety Fund
Humana ASO Fees	\$ 125,868	Health Benefits Fund
Gehring Broker/Consulting Fees (Health)	\$ 163,909	Health Benefits Fund
Stop Loss Reinsurance	\$ 1,083,184	Health Benefits Fund
Medical Claims	\$ 3,496,563	Health Benefits Fund
Dental Premiums	\$ 186,562	Health Benefits Fund
City Paid Life Insurance Premiums	\$ 86,997	Health Benefits Fund
City Short Term Disability Premiums	\$ 42,653	Health Benefits Fund

Major Capital (\$25,000 or more)

None

Major Other (\$25,000 or more)

None

HUMAN RESOURCES & RISK MANAGEMENT

DEPARTMENT EXPENSE SUMMARY BY PROGRAM

	ACTUAL FY 2021	ACTUAL FY 2022	BUDGET FY 2023	ADOPTED FY 2024	% CHANGE
Human Resources					
Personnel					
Salaries	140,648	141,508	194,400	205,924	6%
Benefits	46,842	51,071	80,200	93,370	16%
Operating	78,151	149,752	126,790	162,358	28%
Capital	-	-	-	-	N/A
Other	-	-	-	-	N/A
Total Expenditures	\$ 265,641	\$ 342,331	\$ 401,390	\$ 461,652	15%

	ACTUAL FY 2021	ACTUAL FY 2022	BUDGET FY 2023	ADOPTED FY 2024	% CHANGE
Risk Management					
Personnel					
Salaries	133,927	138,834	164,500	170,496	4%
Benefits	60,080	60,732	82,700	85,685	4%
Operating	1,749,741	1,846,957	2,280,305	3,264,218	43%
Capital	-	-	-	-	N/A
Other	-	-	-	-	N/A
Total Expenses	\$ 1,943,749	\$ 2,046,523	\$ 2,527,505	\$ 3,520,399	39%

Health Benefits					
Personnel					
Salaries	101,647	105,367	114,300	116,068	2%
Benefits	29,923	32,852	34,200	38,900	14%
Operating	5,127,448	4,035,833	5,451,493	5,690,416	4%
Capital	-	-	-	-	N/A
Other	-	-	-	-	N/A
Total Expenses	\$ 5,259,018	\$ 4,174,053	\$ 5,599,993	\$ 5,845,384	4%

TOTAL DEPARTMENT EXPENSES	\$ 7,468,407	\$ 6,562,907	\$ 8,528,888	\$ 9,827,435	15%
----------------------------------	---------------------	---------------------	---------------------	---------------------	------------

FUNDING SOURCES

	ACTUAL FY 2021	ACTUAL FY 2022	BUDGET FY 2023	ADOPTED FY 2024	% CHANGE
General Fund	266,390	321,899	401,390	461,652	15%
ARPA Fund	-	23,448	-	-	N/A
Risk Safety Fund	1,943,000	2,043,508	2,527,505	3,520,399	39%
Health Benefits Fund	5,259,018	4,174,053	5,599,993	5,845,384	4%
TOTAL DEPARTMENT FUNDING	\$ 7,468,407	\$ 6,562,907	\$ 8,528,888	\$ 9,827,435	15%

HUMAN RESOURCES & RISK MANAGEMENT



"Operation Next Level" Manager Retreat



Public Service Recognition Week

PERFORMANCE MEASURES

Human Resources	ACTUAL	ACTUAL	BUDGET	ESTIMATED	ADOPTED
Percent of employment requests processed within one week of request submittal	95%		95%	95%	95%
Percentage of new hires that complete probation within one year of hire	58%		95%	95%	95%
Percentage of new hires who attend at least one meeting with Deferred Compensation Retirement Plan Counselor	30%		95%	95%	95%
Number of Supervisor Roundtable Workshops presented	1		4	4	4

Risk Safety	ACTUAL FY 2021	ACTUAL FY 2022	BUDGET FY 2023	ESTIMATED FY 2023	ADOPTED FY 2024
Percentage of Employee Participation in Safety training	76%		70%	70%	70%
Percentage of total accidents that were non-preventable	80%		85%	85%	85%
Average days lost from Workers' Compensation injuries	64 days		4 days	4 fdays	4 days

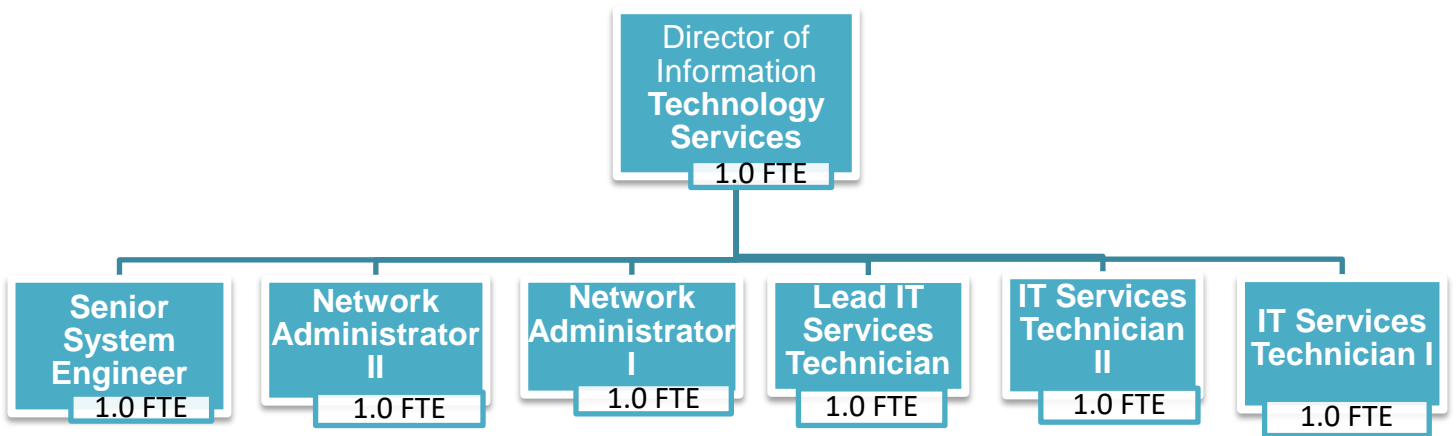
Health Benefits	ACTUAL	ACTUAL	BUDGET	ESTIMATED	ADOPTED
Percentage of benefits completed through BenTek online Benefits Administration System during open enrollment	53%		60%	60%	60%
Percentage of participation in Online Health Assessment by eligible employees.	66%		70%	70%	70%
NEW-Percentage of employees who have attained at least Bronze status in the City's wellness program	76%		80%	80%	80%



IT SERVICES

*FY 2024 ADOPTED
OPERATING &
CAPITAL BUDGET*

**City of Dunedin
I.T. Services Department
7.0 FTE**



Champion Mission Statement

The Information Technology Services Department is an organization committed to proactively delivering a dynamic and evolving set of core services and innovative technologies that the city and its constituents demand. IT achieves and maintains high standards in the following areas:

- **Business and IT Alignment** – Working with public and private partners to make investments in information technology that provide long-term benefits and add value to our community.
- **Information Accessibility** – Using technology to make city data readily available to enhance government decision-making and simplify delivery of services to our citizens.
- **Openness and Transparency** – Providing our constituents with simple and open access to city services and information.
- **Civic Participation** – Leveraging technology to meet the growing demand among our citizens for participatory and collaborative government.
- **Operational Efficiency** – Enabling mobile workforce accessibility to high-quality, digital government information in order to provide services anywhere, at any time.
- **Quality Workforce** – Developing highly skilled, innovative, motivated, responsive, and collaborative implementers and maintainers of quality technology solutions.
- **IT Security** – Protecting the confidentiality, integrity, and availability of IT applications, systems, infrastructure and data.

Current Services Summary

The Information Technology Services Department is responsible for the planning, operation and maintenance of a complex suite of technical services from mainframe and distributed hosting, networking, voice and data, wireless, support services including desktop and user support, and enterprise services such as e-mail and calendar and the common payment services. With such a wide array of services and responsibilities, the planning for future and ongoing services is a complex endeavor in itself. The department adheres to the following operating principles:

- **Support the City's Strategy** – Initiatives and projected benefits will be linked to the city's desired strategic outcomes and the initiatives established by the Strategic Initiatives Teams and the Strategic Coordinating Group.
- **Customer Service Oriented** – IT will be proactive and prevent problems, while focusing on engaging and understanding the needs of departments, and support them to provide an optimal experience for citizens, businesses and visitors.
- **Engage in Systems Thinking** – Understanding interrelatedness between processes and technologies will guide our planning, problem-solving, decision-making, and resourcing actions to enable innovation.
- **Achieve Multiple Positive Outcomes** – IT will seek to provide solutions that benefit multiple constituents in timely and cost-efficient manner.
- **Create an Accurate, Positive Community Image** – IT will create a positive perception of the department through consistently positive experiences and quality services.
- **Create Relationships and Partnerships** – IT will build positive internal and external relationships and encourage collaboration.
- **Ensure Sustainability** – IT will treat all city assets entrusted to us as if they were our own, and evaluate all new and existing goals, plans, policies, programs, and activities in the context of sustainability.

IT SERVICES

Budget Highlights, Service Changes and Proposed Efficiencies

During FY 2024, the IT Department will be involved in many mission critical projects that include: continuing implementation of cybersecurity initiatives; managing broadband internet projects to install miles of fiber optics cabling in preparation of providing public Wi-Fi in various City facilities and parks; implementing redundancy of operations between the data centers in the City Hall, Public Services and the EOC buildings; upgrading network infrastructure devices throughout the city to enhance our protection from cyberattacks; continuing implementation of the Tyler permitting, utility billing and work order systems; and continuing cybersecurity awareness training for all City employees.

By the first quarter of FY 2024, the new permitting and utility billing systems should be completed. Toward the end of the second quarter in FY24, the new work order system for all departments is slated for live operations. IT Services Department will have also installed a dedicated fiber optics cable between the data centers in City Hall and Public Services.

IT services will also continue to replace desktop computers and network equipment as per the annual cyclical replacement schedule.

In FY 2024, the IT Services budget will decrease about 26% compared to the FY 2023 budget as large-scale capital projects were included in the FY 2023 budget, and not in the FY 2024 budget. Projects such as ARPA funding for broadband internet infrastructure and cybersecurity projects were factored in the FY 2023 budget and not in FY 2024.

DEPARTMENT PERSONNEL SUMMARY					
	ACTUAL FY 2021	ACTUAL FY 2022	BUDGET FY 2023	ADOPTED FY 2024	FTE CHANGE
Information Technology (IT)	6.00	7.00	7.00	7.00	0.00
Total FTEs	6.00	7.00	7.00	7.00	0.00

DEPARTMENT EXPENDITURE SUMMARY BY CATEGORY					
	ACTUAL FY 2021	ACTUAL FY 2022	BUDGET FY 2023	ADOPTED FY 2024	% CHANGE
Personnel					
Salaries	406,510	446,684	519,900	567,054	9%
Benefits	123,431	128,257	138,000	162,745	18%
Operating	469,516	689,334	990,791	1,380,896	39%
Capital	111,337	722,404	1,905,000	500,000	-74%
Other	-	12	5	5	0%
Expense Cash Flow Subtotal	\$ 1,110,795	\$ 1,986,691	\$ 3,553,696	\$ 2,610,700	-27%
Depreciation	194,208	202,369	247,225	227,925	-8%
Elim. Of Principal Pymts.	-	-	-	-	N/A
Elimination of Capital	(111,337)	(107,286)	(230,000)	(200,000)	-13%
Total Expenses	\$ 1,193,666	\$ 2,081,775	\$ 3,570,921	\$ 2,638,625	-26%

IT SERVICES

Major Operating (\$25,000 or more)

Network Vulnerability Scans & Penetration Testing	\$ 35,000	IT Services
Network Managed Detection & Response Service	\$ 75,000	IT Services
Unplanned Cybersecurity Initiatives	\$ 65,000	IT Services
Annual Anti-Virus Protection Software Licensing	\$ 37,500	IT Services
Annual Budgeting Software Cloud Support & Licensing	\$ 36,000	IT Services
Annual ESRI Software Support & Licensing	\$ 40,000	IT Services
Annual Filebound Document Mgt Software Support	\$ 28,500	IT Services
Annual NaviLine ERP Software Support & Licensing	\$ 117,000	IT Services
Annual NeoGov Recruitment Software Licensing (HR)	\$ 45,000	IT Services
Annual Phone System Support & Licensing	\$ 32,000	IT Services
Annual Security Camera Support Contract	\$ 25,000	IT Services
Annual Tyler ERP Software Cloud Support & Licensing	\$ 254,222	IT Services
Citywide Computer Equipment Replacements	\$ 182,250	IT Services
Citywide Internet & Telecommunications Services	\$ 120,000	IT Services
Citywide Wire Cable Management Project	\$ 25,000	IT Services
ERP Phases 5 & 6 Hardware Devices	\$ 30,000	IT Services

Major Capital (\$25,000 or more)

Broadband Internet Fiber Cable Infrastructure	\$ 300,000	ARPA Fund
ERP Phases 5 & 6 Installation	\$ 35,000	IT Services
Network Infrastructure Upgrades	\$ 100,000	IT Services

FUNDING SOURCES

	ACTUAL FY 2021	ACTUAL FY 2022	BUDGET FY 2023	ADOPTED FY 2024	% CHANGE
IT Internal Service Fund	1,193,666	1,416,598	1,895,921	2,338,625	23%
ARPA Fund	-	665,177	1,675,000	300,000	-82%
DEPARTMENT TOTAL FUNDING	\$ 1,193,666	\$ 2,081,775	\$ 3,570,921	\$ 2,638,625	-26%

PERFORMANCE MEASURES

Information Technology Services	ACTUAL	ACTUAL	BUDGET	ESTIMATED	ADOPTED
Ratio of ITS employees to client devices* managed	1 to 118	1 to 114	1 to 102	1 to 102	1 to 111
Ratio of ITS employees to network users	1 to 80	1 to 67	1 to 57	1 to 57	1 to 58
IT investment per capita	\$32.81	\$57.22	\$99.01	\$99.01	\$80.45

*Client devices are defined as follows:

City/Employee Desktops	370	418	418	418	431
Public/Citizen Desktops and Kiosks	46	17	17	17	19
City Employee-Used Kiosks	6	7	7	7	10
Laptops	100	170	170	170	206
Tablets	70	71	100	100	106
Total Client Devices	592	683	712	712	772



This page intentionally left blank.



LAW ENFORCEMENT

*FY 2024 ADOPTED
OPERATING &
CAPITAL BUDGET*

LAW ENFORCEMENT

Champion Mission Statement

The City of Dunedin contracts with Pinellas County Sheriff's Office for law enforcement services. The Sheriff's Office is committed to public safety through superior service and professionalism, fostering safe communities and acting to ensure community trust.

Current Services Summary

The contract includes a commitment of 34 sworn officers including 5 Community Policing Deputies and 33.6 support staff (including 33 school crossing guards). In addition, the Sheriff's Office provides 680 hours of secondary employment services for special events when requested by the City, and 2,080 hours of additional traffic enforcement each year. Overall Expenses for Law Enforcement Services will increase by 9% for FY24, largely due to an increase in vehicle costs, fuel and personnel services.

The City provides an annual grant in the amount of \$10,000 to assist in the funding of Safe Harbor, a facility operated by the Sheriff as a jail diversion program designed to place homeless people who commit minor crimes in a place less costly than the County's jail, where assistance is provided to address the primary issue of homelessness.

LAW ENFORCEMENT STAFFING SUMMARY					
	ACTUAL FY 2021	ACTUAL FY 2022	BUDGET FY 2023	ADOPTED FY 2024	FTE CHANGE
Sworn Officers	34.00	34.00	34.00	34.00	0.00
Support staff (including crossing guards)	33.60	33.60	33.60	33.60	0.00
Total FTEs	67.60	67.60	67.60	67.60	0.00

DEPARTMENT EXPENDITURE SUMMARY BY CATEGORY					
	ACTUAL FY 2021	ACTUAL FY 2022	BUDGET FY 2023	ADOPTED FY 2024	% CHANGE
Personnel					
Salaries	-	-	-	-	N/A
Benefits	-	-	-	-	N/A
Operating	4,684,358	4,821,057	5,030,592	5,474,641	8.8%
Capital	-	-	-	-	N/A
Other	10,000	10,000	10,000	10,000	0%
Total Expenditures	\$ 4,694,358	\$ 4,831,057	\$ 5,040,592	\$ 5,484,641	9%

Major Operating (\$25,000 or more)

Sheriff's Services Contract	\$ 5,288,016	General Fund
Special Employment Services	\$ 44,880	General Fund

Major Capital (\$25,000 or more)

None

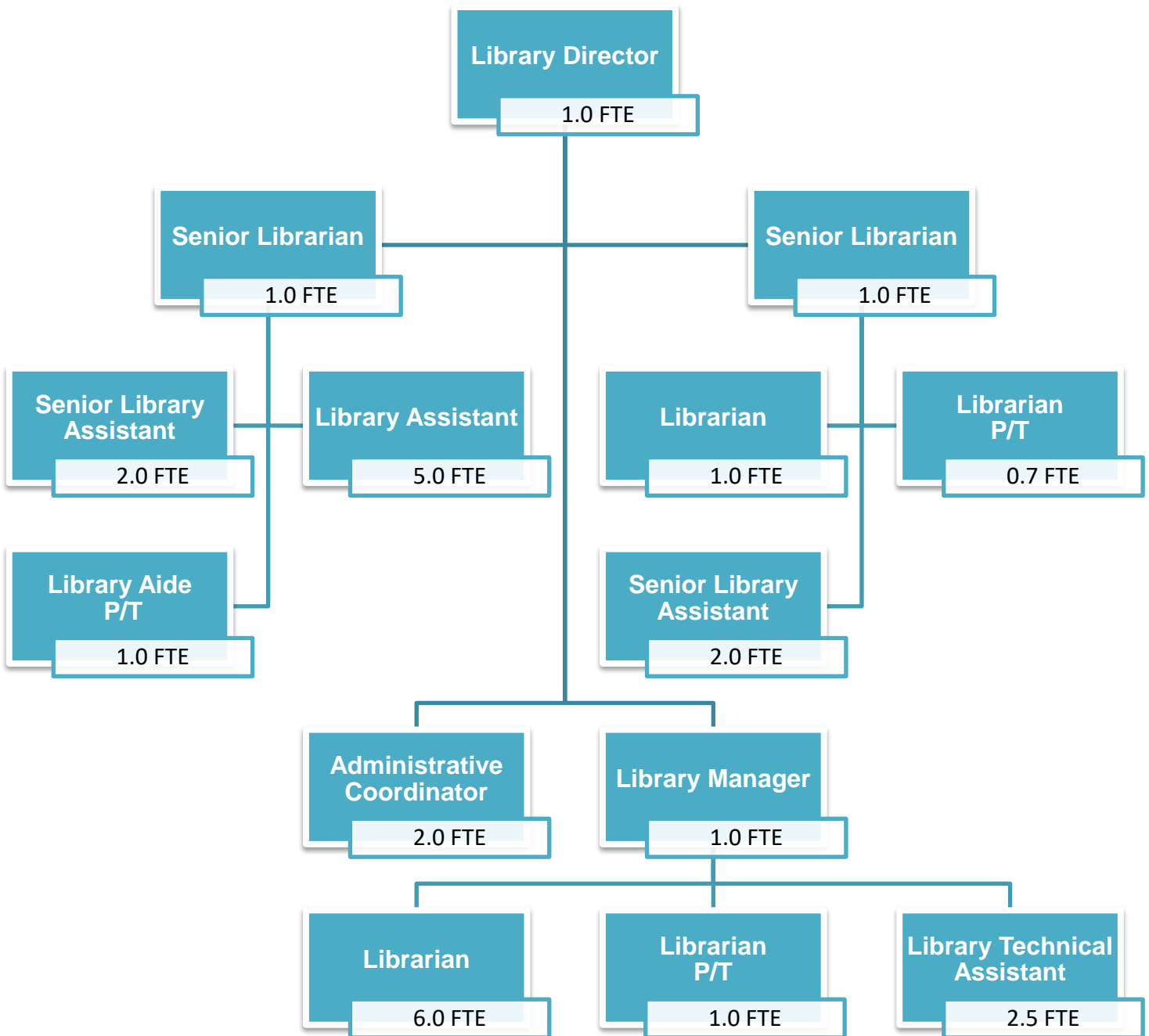
FUNDING SOURCES					
	ACTUAL FY 2021	ACTUAL FY 2022	BUDGET FY 2023	ADOPTED FY 2024	% CHANGE
General Fund	4,694,358	4,831,057	5,040,592	5,484,641	9%
TOTAL DEPARTMENT FUNDING	\$ 4,694,358	\$ 4,831,057	\$ 5,040,592	\$ 5,484,641	9%



LIBRARY

*FY 2024 ADOPTED
OPERATING &
CAPITAL BUDGET*

**City of Dunedin
Library
27.2 FTE**



Champion Mission Statement

The mission of the Dunedin Public Library is to provide popular materials, reference services and educational support for children and adults. The Library aims to provide quality public service to the residents of Dunedin and the Pinellas Public Library Cooperative Area.

Current Services Summary

The Dunedin Public Library provides free access to materials, technology, and programming to residents of Dunedin and the Pinellas Public Library Cooperative Area. A robust collection of materials (Books, DVDs, Music CDs, Audio Books, and Online Resources), comprehensive reference service and free quality programming to children, teens and adults are core services to the community. The Library also plays a vital role in the community by providing free internet access and computer stations for public use. Access points with free WiFi are available throughout the building. For homebound residents of Dunedin, delivery of books is available on a monthly basis. The Library provides services in-house at our Main and Branch Libraries along with online services available 24/7 through the Library website. Programming is available free to kids, teens and adults on a regular basis that includes core library services such as story times, computer instruction, educational guest speakers, entertaining performers and lifelong learning. Services such as museum passes, virtual programming, birding backpacks and wifi hotspots continue to be successful in meeting the needs of our patrons. The Dunedin Public Library became a Passport Acceptance Facility in April 2023. The program has become extremely successful and with the addition of more library staff becoming agents, the program can expand in the new fiscal year.

Budget Highlights, Service Changes and Proposed Efficiencies

The City's goal is to keep the Library budget sustainable. For FY24, the library has carry over projects such as roof replacement. The Library works with the Friends of the Library and the Library Foundation to provide enhancements in services along with supporting library programming.

The Library continually works hard to find efficiencies within the department budget identifying funding through grants, bequests, and donations to provide services for patrons. The Library applies each year for the E-rate grant which provides a reimbursement of 80% of the department's public internet costs. The Library receives an annual trust dividend from the Farrar Memorial Trust which is restricted for the acquisition of books on the topics of Health, Hobbies, and Handicrafts. The Library became a Passport Acceptance Facility in April 2023 which has brought in additional revenue stream with a facility charge with each passport processed. Nine staff members have become trained Passport Agents. The goal is to increase passport appointments in the new fiscal year.



Staff collaborates with area organizations and community partners to leverage resources for programming and Library enhancements. The Friends of the Library and the Dunedin Public Library Foundation, Inc. support the Library with volunteers, donations, and planned spending. Funding for all Library programs for kids, teens and adults comes from the Friends of the Library along with staff continuing education which is reflected in Library line items such as contract services, travel, and operating. The Dunedin Public Library Foundation, Inc. funds the fiction book collection at the Friends Branch Library in the Community Center. In addition, the Foundation funds the successful WiFi HotSpot program at the library. The Foundation has extended their support with an online service of the Library Speakers Consortium which provides free access to virtual author talks and book discussions.

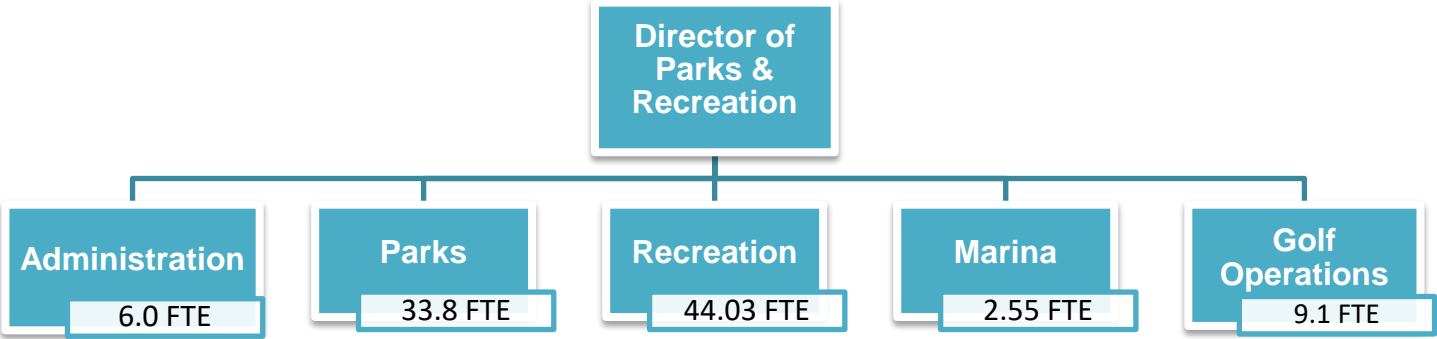
The Library receives funding from the Pinellas Public Library Cooperative depending on yearly allocations from the State of Florida and Pinellas County. As a member of the Cooperative, the Library benefits from group pricing, delivery services, library online catalog, databases, and e-materials. The services are seamless to residents of Dunedin and the Pinellas Public Library Cooperative area as their card can be used at any Pinellas County library.



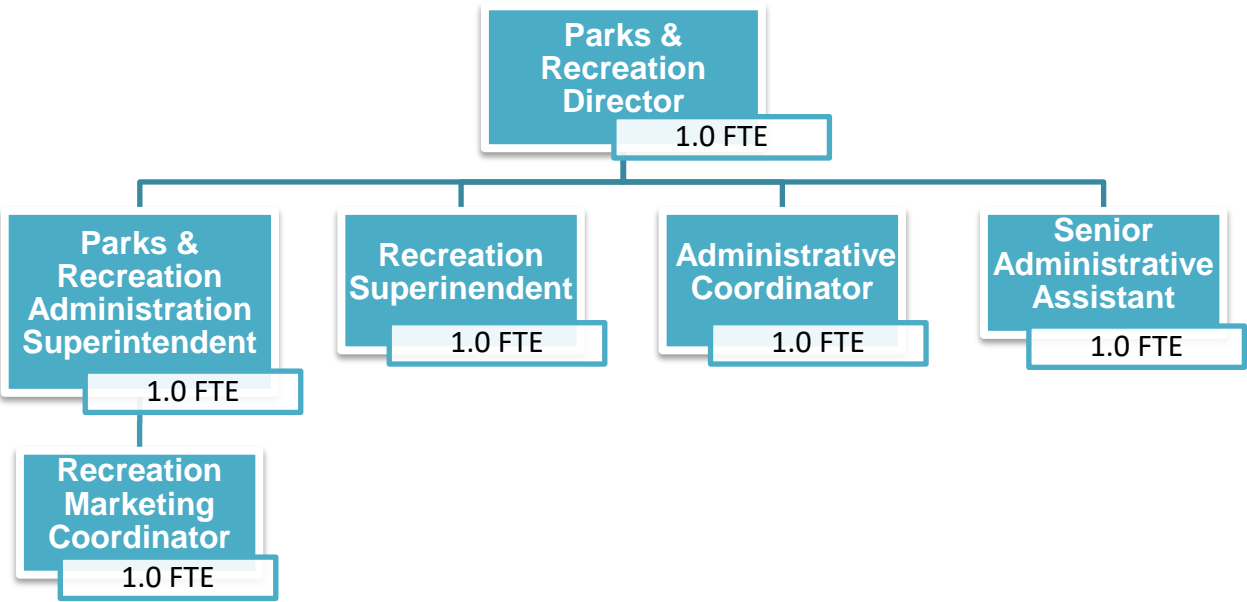
PARKS & RECREATION

*FY 2024 ADOPTED
OPERATING &
CAPITAL BUDGET*

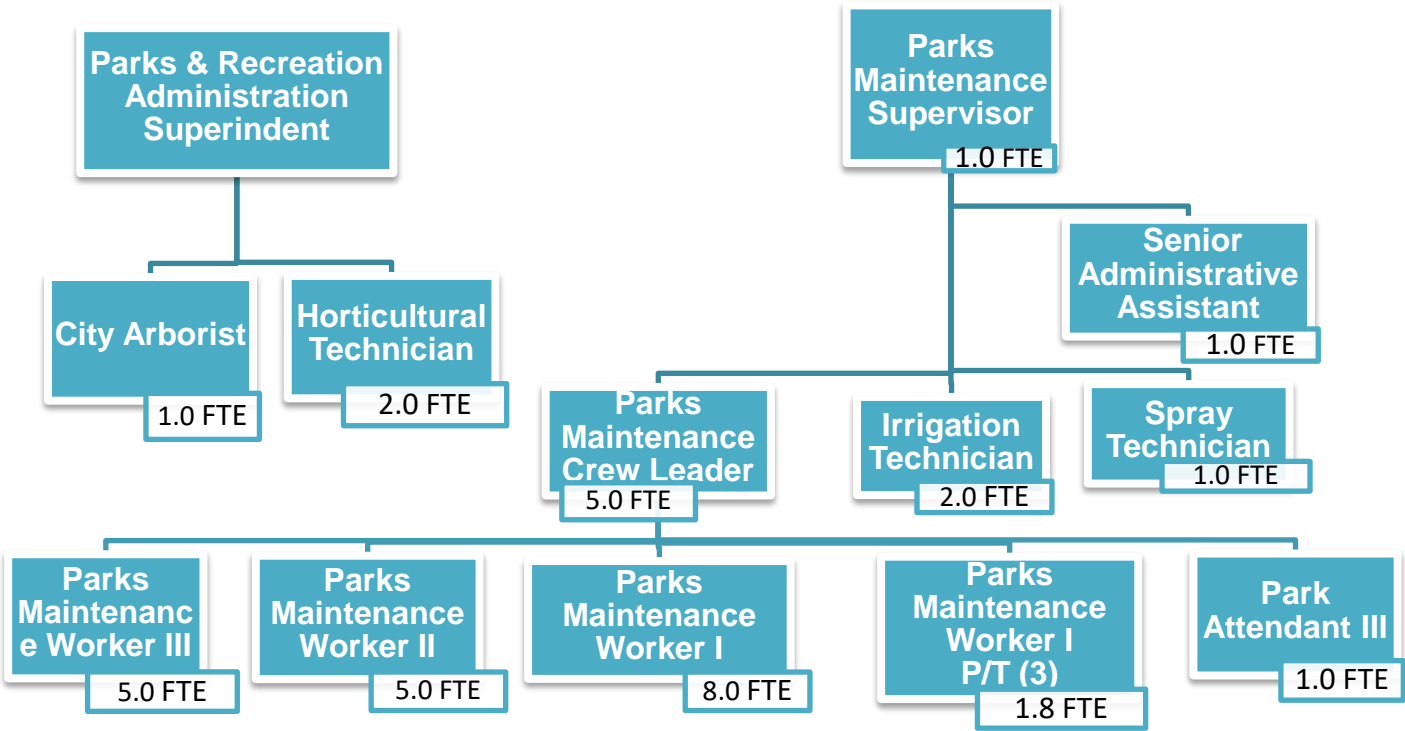
**City of Dunedin
Parks & Recreation
95.48 FTE**



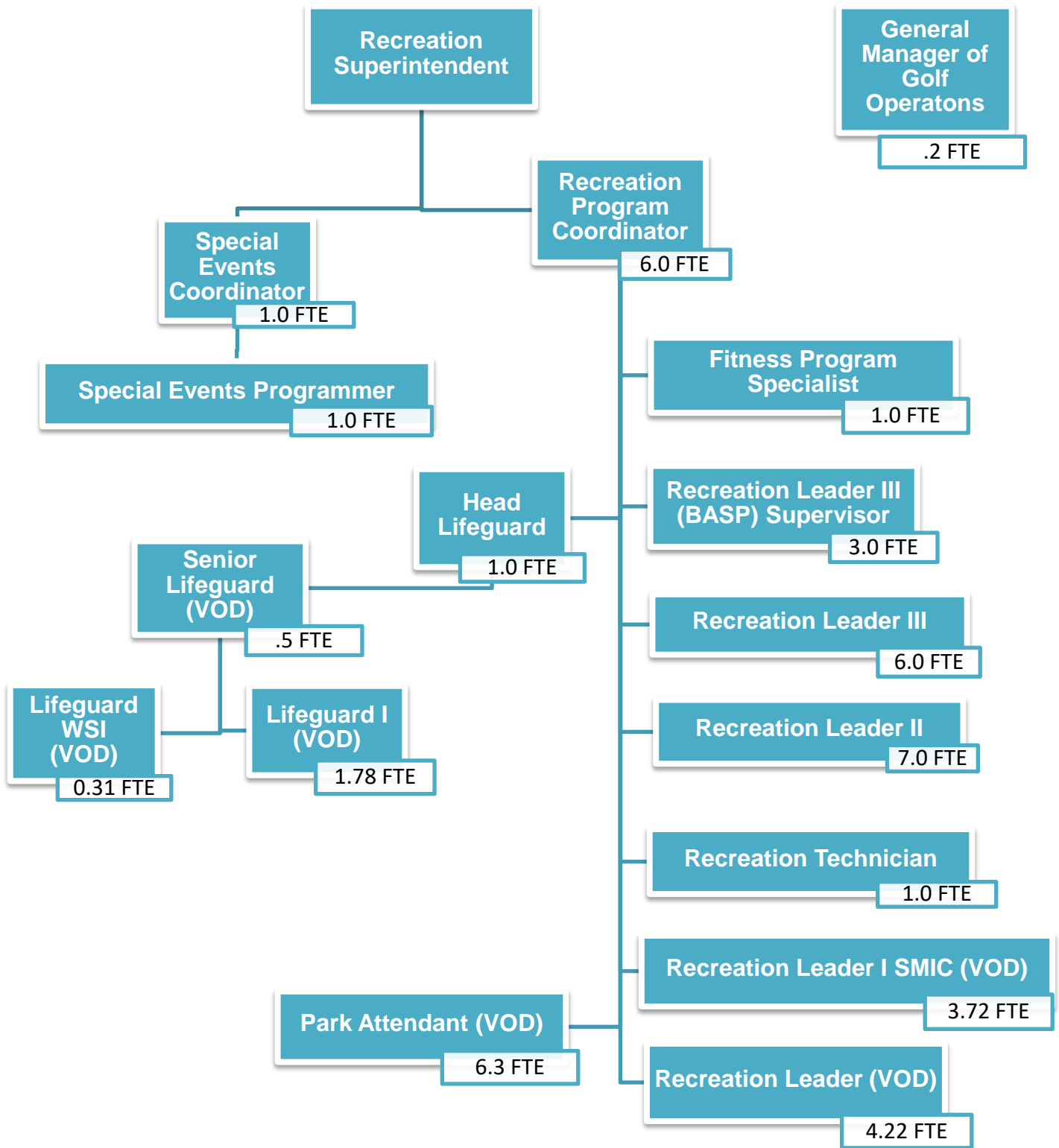
**City of Dunedin
Parks & Recreation
Administration
6.0 FTE**



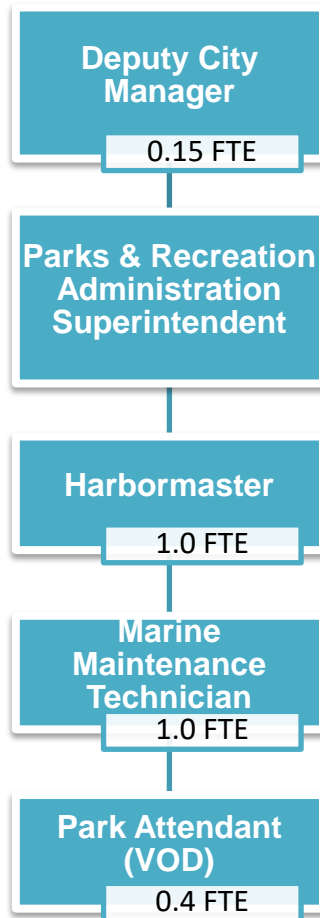
**City of Dunedin
Parks & Recreation
Parks
33.8 FTE**



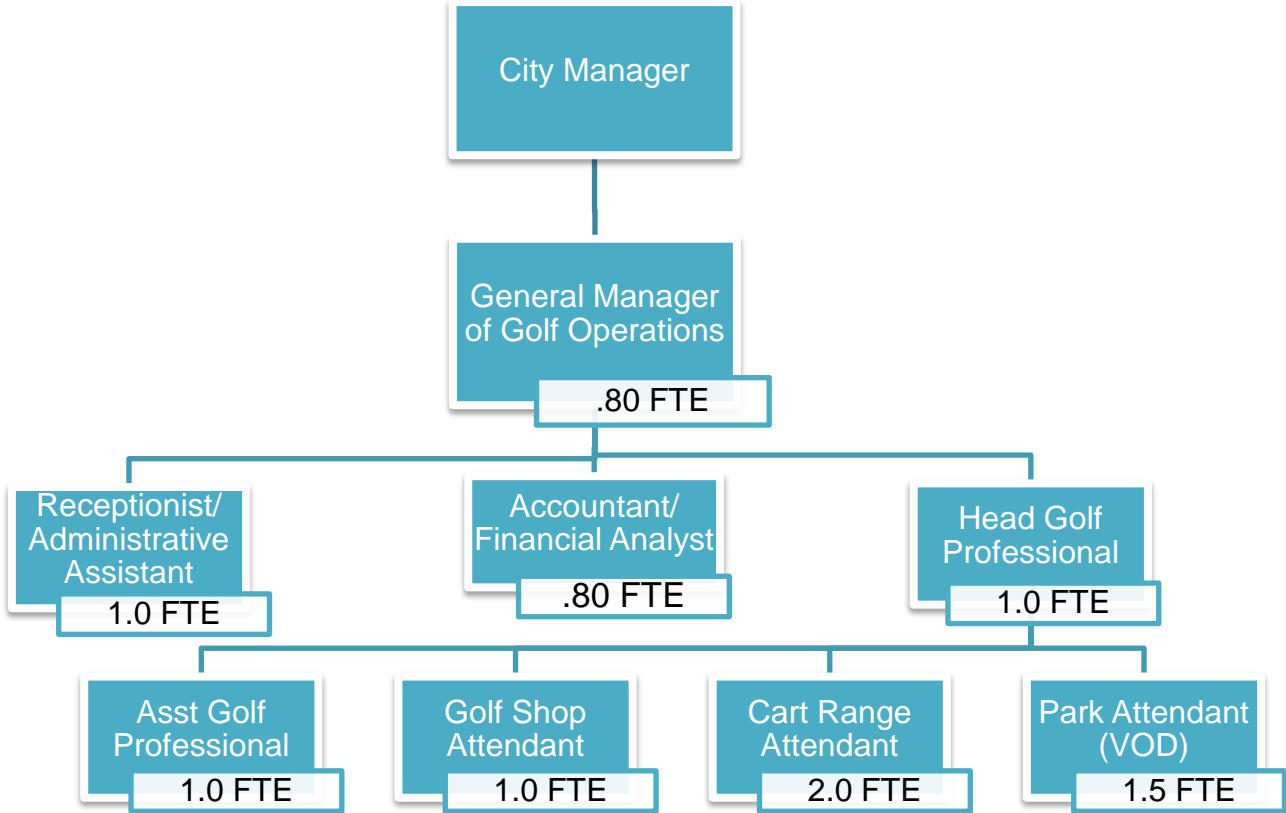
**City of Dunedin
Parks & Recreation
Recreation
44.03 FTE**



**City of Dunedin
Parks & Recreation
Marina
2.55 FTE**



**City of Dunedin
Parks & Recreation
Golf Operations
9.1 FTE**





This page intentionally left blank.

PARKS & RECREATION

Champion Mission Statement

To create comprehensive opportunities to Play, Restore, and Explore.

Current Services Summary

The Parks & Recreation Department provides for the planning, oversight, and maintenance of all park facilities, recreation complexes and programs, aquatic complex, and nature center. Parks & Recreation staff organizes and/or provides logistical support for over sixty (60) community special events annually. Administration staff also provides for oversight and support for the Dunedin Golf Club, Dunedin Stadium, Dunedin Marina, Dunedin Fine Art Center, and the Dunedin Historical Museum.

The Parks Division provides landscape and grounds maintenance for twenty-nine (29) parks, athletic complexes, twelve (12) public playgrounds, cemetery and the Dunedin Causeway beach. Staff maintains and develops all park infrastructure including landscaping, shelters, fencing, trails, boardwalks, irrigation systems, etc. Staff plans for all park development and design. The Parks Division operations are housed in the new Parks Operations Facility, formerly the Blue Jays Player Development Complex, at 1700 Solon Avenue.

The Recreation Division provides a variety of year-round programs, special events and activities for the community at the Dunedin Community Center, Martin Luther King Jr. Recreation Center, Hale Senior Activity Center, Highlander Pool, Stirling Park Driving Range, and two (2) athletic complexes. Before and After School care is provided at San Jose Elementary, Dunedin Elementary and Garrison Jones Elementary schools.

Dunedin Stirling Park provides a newly-renovated driving range with awnings, a putting green, chipping range and concession building with public restrooms. It is open to the general public for instruction, lessons, and camps. The park also has open green space and walking trails around several ponds.

The Dunedin Marina provides for the rental of 188 wet slips (171 recreational, 9 commercial, 2 municipal and 6 day docks), 4 davit slips, a boat ramp, fish market/restaurant, and home to several boating groups and associations: The Windlasses, Dunedin Youth Sailing Association, City sailing camps, Coast Guard Auxiliary, and Dunedin Boat Club. Operations include collecting rent, enforcement of all marina rules and regulations, dock and boat inspections for compliance and safety, necessary repairs, service of delinquent accounts, monitoring and regulating boat ramp usage, rendering emergency assistance, and providing information to the public. The operation of the City Marina provides City residents and visitors quality of life and recreation through a well maintained and affordable City-run Marina.



The Toronto Blue Jays continue to manage, operate, and maintain the facilities at both the TD Ballpark/Dunedin Stadium and the Player Development Complex. A new twenty-five (25) year License Agreement was signed between the City of Dunedin and the Toronto Blue Jays on November 2, 2017. In FY21, the Certificate of Occupancy was issued for both the Stadium and the Player Development Complex and both facilities are now in full use by the Toronto Blue Jays.

PARKS & RECREATION

Budget Highlights, Service Changes and Proposed Efficiencies

The City of Dunedin completed a Sustainability Study of the Dunedin Golf Club which identified capital improvement needs, market analysis, operational analysis, new or enhanced revenue opportunities, financial analysis, operating structures. Phase 2 of the study included a more in-depth review of the various operational structures. The City of Dunedin has formed a Transition Team and is working with the Dunedin Golf Board of Directors to assume operation of the Club in March 2024. In addition, the City is working on the completion of the design for the restoration of the course. The project will be put out to bid in fiscal year 2024 with construction to begin in March 2024.

The City of Dunedin acquired the Gladys Douglas Preserve in May 2021 and signed an agreement for Florida Communities Trust (FCT) grant funding in March 2022. The Parks and Recreation Department has been actively working on developing the park and making safety improvements to allow for public access. Phase 1 was completed and opened to the public on February 25, 2023. Phase 2 development will include a pier, observation platform, kayak launch, nature museum, picnic shelter, parking lot, and restroom facilities. The design of this phase will begin in fiscal

The Dunedin Marina is an enterprise fund with funding for all operating and capital expenditures provided through user fees. A rate study was completed in fiscal year 2023. A marina master plan is scheduled for fiscal year 2024 to develop a long-range plan for capital improvements, facility needs, environmental resiliency, and cost estimates for implementation.

The Stadium budget is following the terms and conditions as stated in the new License Agreement, which went into effect once the Stadium and PDC projects were completed. The Blue Jays contribute a \$2.00 surcharge per ticket and the proceeds from the naming rights to a long term Stadium and Player Development Complex Capital Improvement Fund. The City operates and retains revenues from City parking lots. Both taxes and insurance are projected to increase as a result of the construction and redevelopment including the addition of square footage of the Player Development Complex and the increased seating at the Stadium.

The DGC Restoration (\$4,500,000), Highlander Aquatic Complex (\$12,300,000), Gladys Douglas Preserve Phase 2 (\$1,650,000), and Pickleball Courts (\$700,000), are a few major capital expenditures included in the FY 2024 Budget.



PARKS & RECREATION

DEPARTMENT PERSONNEL SUMMARY

	ACTUAL FY 2021	ACTUAL FY 2022	BUDGET FY 2023	ADOPTED FY 2024	FTE CHANGE
Administration	5.85	6.00	6.00	6.00	0.00
Parks Division	32.80	32.80	32.80	33.80	1.00
Recreation Division	42.83	42.83	43.03	44.03	1.00
Golf Operations	0.00	0.00	9.10	9.10	0.00
Marina	2.55	2.55	2.55	2.55	0.00
Stadium	0.00	0.00	0.00	0.00	0.00
Total FTEs	84.03	84.18	93.48	95.48	2.00

DEPARTMENT EXPENDITURE SUMMARY BY CATEGORY

	ACTUAL FY 2021	ACTUAL FY 2022	BUDGET FY 2023	ADOPTED FY 2024	% CHANGE
Personnel					
Salaries	3,143,782	3,483,903	4,112,261	4,386,440	7%
Benefits	1,168,856	1,345,067	1,505,145	1,652,646	10%
Operating	4,663,863	4,473,988	6,440,733	9,103,966	41%
Capital	16,989,043	2,567,364	6,567,500	15,643,785	138%
Other	3,250,762	3,243,971	3,022,728	3,292,842	9%
Expense Cash Flow Subtotal	\$ 29,216,307	\$ 15,114,293	\$ 21,648,367	\$ 34,079,679	57%
Depreciation	147,060	156,109	156,153	148,900	-5%
Elim. Of Principal Pymts.	-	-	-	(104,232)	0%
Elimination of Capital	(6,525)	(1,590)	(104,240)	(2,506,000)	0%
Total	\$ 29,356,842	\$ 15,268,812	\$ 21,700,280	\$ 31,618,347	46%

Major Operating (\$25,000 or more)

Tennis Instructors	\$ 37,000	General Fund
Golf Instructors	\$ 67,000	General Fund
Fitness Class Instructors	\$ 75,000	General Fund
Community Center Instructors	\$ 35,000	General Fund
Piping Director and Drumming Director Salaries	\$ 102,000	General Fund
Before & After School Program Usage Fees	\$ 37,000	General Fund
Palm Tree Pruning	\$ 40,000	General Fund
Shop Supplies (Parks)	\$ 25,000	General Fund
Tree Pruning & Removal	\$ 35,000	General Fund
Landscape Maintenance Contract	\$ 28,000	General Fund
Blown in Mulch	\$ 25,000	General Fund
Lights in Trees Annual Maintenance	\$ 35,000	General Fund
Operation Twinkle	\$ 38,000	General/CRA
Hale Center Program Instructors	\$ 28,000	General Fund
Community Wide Tree Plantings	\$ 300,000	General Fund
Golf Club Mangrove Trimming/ Groundskeeping	\$ 761,000	General / Golf Operations
Fertilizer	\$ 25,000	General / Golf Operations
Golf Club Repair and Maintenance	\$ 50,000	General / Golf Operations
Golf Club Pro Shop Inventory	\$ 38,000	General / Golf Operations
Admin Fee	\$ 50,600	Marina Fund
Annual Property Taxes	\$ 354,600	Stadium Fund
Aid to Org - Clearwater Ferry Service	\$ 55,000	General Fund
Sprayground Features	\$ 25,000	General Fund

PARKS & RECREATION

Major Capital (\$25,000 or more)

Court Resurfacing	\$ 150,000	General Fund
Fitness Equipment	\$ 50,000	General Fund
Gladys Douglas Preserve Development	\$ 1,650,000	Penny Fund / PIF Funds
Sprayground Resurfacing	\$ 90,000	General Fund
MLK Outdoor Basketball Lights	\$ 25,000	General Fund
Batting Cage Renovation	\$ 50,000	General Fund
Purple Heart Park Renovation	\$ 100,000	General Fund
Pickleball Courts	\$ 700,000	Penny Fund
Highlander Aquatic Complex	\$ 11,246,725	Penny/ARPA Funds
Citywide Roof Replacement- DFAC	\$ 225,000	General Fund
Citywide Roof Replacement- Hale Center	\$ 350,000	General Fund
Citywide Roof Replacement- Community Center	\$ 600,000	General Fund
Citywide HVAC Replacement - Community Center	\$ 425,000	General Fund
Showmobile Replacement	\$ 60,000	General Fund
Dunedin Golf Club Renovation	\$ 2,500,000	ARPA Funds
Dunedin Golf Clubhouse Renovation	\$ 300,000	Penny Fund
Dunedin Causeway Restroom Renovations	\$ 100,000	General Fund

Major Other (\$25,000 or more)

Ser. 2015 Community Center Debt Payment	\$ 640,000	Penny Fund
Series 2018A Jays Taxable Bond Payment	\$ 555,000	Stadium Fund
Series 2018 State Tax Exempt Bond Payment	\$ 455,000	Stadium Fund
Pool COI Estimate	\$ 40,000	Penny Fund

DEPARTMENT EXPENSES SUMMARY BY DIVISION

	ACTUAL FY 2021	ACTUAL FY 2022	BUDGET FY 2023	ADOPTED FY 2024	% CHANGE
Administration					
Personnel					
Salaries	371,968	447,707	483,400	501,498	4%
Benefits	115,762	147,085	157,500	165,100	5%
Operating	60,517	80,371	115,014	125,270	9%
Capital	-	5,646	-	-	N/A
Other	-	2,310	2,311	57,311	2380%
Total Expenditures	\$ 548,247	\$ 683,119	\$ 758,225	\$ 849,179	12%
Parks					
Personnel					
Salaries	1,272,354	1,344,974	1,497,200	1,542,139	3%
Benefits	565,189	634,696	685,800	736,015	7%
Operating	1,285,485	1,202,791	1,507,256	2,033,754	35%
Capital	7,071,497	2,412,479	1,414,360	1,998,000	41%
Other	1,838	1,613	10,631	10,631	0%
Total Expenditures	\$ 10,196,363	\$ 5,596,553	\$ 5,115,247	\$ 6,320,539	24%
Recreation					
Personnel					
Salaries	1,383,711	1,558,595	1,693,916	1,774,407	5%
Benefits	453,013	525,921	576,620	598,486	4%
Operating	2,559,171	2,271,617	3,003,448	3,926,950	31%
Capital	105,811	145,055	3,048,900	10,686,385	250%
Other	670,007	905,572	674,184	741,726	10%
Total Expenses	\$ 5,171,713	\$ 5,406,760	\$ 8,997,068	\$ 17,727,954	97%

PARKS & RECREATION

Recreation Division by Cost Center					
	ACTUAL FY 2021	ACTUAL FY 2022	BUDGET FY 2023	ADOPTED FY 2024	% CHANGE
Aquatics					
Personnel					
Salaries	177,049	221,704	214,716	251,481	17%
Benefits	53,821	59,900	63,800	68,600	8%
Operating	136,748	131,075	166,240	180,297	8%
Capital	34,027	56,974	2,607,500	9,866,385	278%
Other	-	-	-	-	N/A
Total Expenditures	\$ 401,645	\$ 469,653	\$ 3,052,256	\$ 10,366,763	240%
Athletics					
Personnel					
Salaries	185,815	188,644	207,450	78,770	-62%
Benefits	30,841	34,190	40,420	27,955	-31%
Operating	234,278	246,238	340,500	102,282	-70%
Capital	16,224	43,231	404,000	700,000	73%
Other	1,309	-	-	-	N/A
Total Expenditures	\$ 468,468	\$ 512,302	\$ 992,370	\$ 909,007	-8%
Community Center					
Personnel	302,438	318,006	368,300	360,068	-2%
Salaries	126,873	134,350	143,700	139,280	-3%
Benefits	1,087,576	791,812	1,007,553	1,990,725	98%
Operating	43,780	18,083	14,000	70,000	400%
Capital	668,698	672,982	670,892	738,434	10%
Other	\$ 2,229,364	\$ 1,935,232	\$ 2,204,445	\$ 3,298,507	50%
MLK Center					
Personnel					
Salaries	166,530	164,473	194,850	217,823	12%
Benefits	66,597	72,945	91,100	71,085	-22%
Operating	436,537	415,045	332,704	364,385	10%
Capital	11,780	16,629	11,000	43,500	295%
Other	-	2,045	2,046	2,046	0%
Total Expenditures	\$ 681,443	\$ 671,137	\$ 631,700	\$ 698,839	11%
Hale Activity Center					
Personnel					
Salaries	147,451	174,395	201,700	200,887	0%
Benefits	45,613	63,616	69,400	64,635	-7%
Operating	326,372	269,193	623,321	671,936	8%
Capital	-	10,140	-	-	N/A
Other	-	1,245	1,246	1,246	0%
Total Expenditures	\$ 519,436	\$ 518,589	\$ 895,667	\$ 938,704	5%
Nature Center					
Personnel					
Salaries	20,702	44,078	23,500	42,700	82%
Benefits	1,584	3,403	1,800	3,300	83%
Operating	51,612	31,716	43,380	55,405	28%
Capital	-	-	1,200	1,500	25%
Other	-	-	-	-	N/A
Total Expenditures	\$ 73,898	\$ 79,196	\$ 69,880	\$ 102,905	47%

PARKS & RECREATION

Recreation Division by Cost Center

	ACTUAL FY 2021	ACTUAL FY 2022	BUDGET FY 2023	ADOPTED FY 2024	% CHANGE
Registration					
Personnel					
Salaries	81,502	83,817	92,900	95,666	3%
Benefits	40,222	42,058	46,200	40,180	-13%
Operating	44,811	85,270	70,550	95,200	35%
Capital	-	-	-	-	N/A
Other	-	-	-	-	N/A
Total Expenditures	\$ 166,535	\$ 211,145	\$ 209,650	\$ 231,046	10%
Special Events					
Personnel					
Salaries	68,148	99,343	114,000	122,300	7%
Benefits	26,383	39,877	42,900	51,240	19%
Operating	162,800	216,348	322,750	377,370	17%
Capital	-	-	11,200	5,000	-55%
Other	-	229,300	-	-	N/A
Total Expenditures	\$ 257,332	\$ 584,869	\$ 490,850	\$ 555,910	13%
Youth Services					
Personnel					
Salaries	234,076	264,135	276,500	404,712	46%
Benefits	61,079	75,582	77,300	132,211	71%
Operating	78,437	84,921	96,450	89,350	-7%
Capital	-	-	-	-	N/A
Other	-	-	-	-	N/A
Total Expenditures	\$ 373,592	\$ 424,638	\$ 450,250	\$ 626,273	39%

Stirling Links Golf Course

Personnel					
Salaries	-	-	-	162,986	N/A
Benefits	-	-	-	14,370	N/A
Operating	-	-	-	185,270	N/A
Capital	-	-	-	-	N/A
Other	-	-	-	-	N/A
Total Expenditures	\$ -	\$ -	\$ -	\$ 362,626	N/A

Dunedin Golf Club

Personnel					
Salaries	-	-	-	-	N/A
Benefits	-	-	-	-	N/A
Operating	265,916	228,753	211,150	165,475	-22%
Capital	38,850	-	2,000,000	453,400	-77%
Other	-	-	-	-	N/A
Total Expenditures	\$ 304,766	\$ 228,753	\$ 2,211,150	\$ 618,875	-72%

PARKS & RECREATION

	ACTUAL FY 2021	ACTUAL FY 2022	BUDGET FY 2023	ADOPTED FY 2024	% CHANGE
Dunedin Fine Arts Center					
Personnel					
Salaries	-	-	-	-	N/A
Benefits	-	-	-	-	N/A
Operating	68,410	111,326	68,200	314,600	361%
Capital	-	-	-	-	N/A
Other	660	-	-	-	N/A
Total Expenditures	\$ 69,069	\$ 111,326	\$ 68,200	\$ 314,600	361%

Dunedin Historical Museum					
Personnel					
Salaries	-	-	-	-	N/A
Benefits	-	-	-	-	N/A
Operating	18,400	40,030	20,700	27,500	33%
Capital	-	-	-	-	N/A
Other	-	-	-	-	N/A
Total Expenditures	\$ 18,400	\$ 40,030	\$ 20,700	\$ 27,500	33%

Golf Operations					
Personnel					
Salaries	-	-	297,445	250,524	-16%
Benefits	-	-	47,525	97,885	106%
Operating	-	-	557,405	1,193,025	114%
Capital	-	-	-	2,500,000	N/A
Other	-	-	-	153,372	N/A
Expense Cash Flow Subtotal	\$ -	\$ -	\$ 902,375	\$ 4,194,806	365%
Depreciation	-	-	-	-	N/A
Elim. Of Principal Pymts.	-	-	-	(104,232)	N/A
Elimination of Capital	-	-	-	(2,500,000)	N/A
Total Expenses	\$ -	\$ -	\$ 902,375	\$ 1,590,574	76%

Golf Operations Division by Cost Center					
	ACTUAL FY 2021	ACTUAL FY 2022	BUDGET FY 2023	ADOPTED FY 2024	% CHANGE
General Administration					
Personnel					
Salaries	-	-	227,670	139,024	-39%
Benefits	-	-	22,575	40,485	79%
Operating	-	-	128,884	181,825	41%
Capital	-	-	-	-	N/A
Other	-	-	-	-	N/A
Expense Cash Flow Subt:	\$ -	\$ -	\$ 379,129	\$ 361,334	-5%
Depreciation	-	-	-	-	N/A
Elim. Of Principal Pymts.	-	-	-	-	N/A
Elim. of Capital	-	-	-	-	N/A
Total Expenses	\$ -	\$ -	\$ 379,129	\$ 361,334	-5%

PARKS & RECREATION

Golf Operations Division by Cost Center

	ACTUAL FY 2021	ACTUAL FY 2022	BUDGET FY 2023	ADOPTED FY 2024	% CHANGE
Membership					
Personnel					
Salaries	-	-	-	-	N/A
Benefits	-	-	-	-	N/A
Operating	-	-	5,175	3,000	-42%
Capital	-	-	-	-	N/A
Other	-	-	-	-	N/A
Expense Cash Flow Subt	\$ -	\$ -	\$ 5,175	\$ 3,000	-42%
Depreciation	-	-	-	-	N/A
Elim. Of Principal Pymts.	-	-	-	-	N/A
Elim. of Capital	-	-	-	-	N/A
Total Expenses	\$ -	\$ -	\$ 5,175	\$ 3,000	-42%
Pro Shop					
Personnel					
Salaries	-	-	69,775	111,500	60%
Benefits	-	-	24,950	57,400	130%
Operating	-	-	38,018	80,900	113%
Capital	-	-	-	-	N/A
Other	-	-	-	-	N/A
Expense Cash Flow Subt	\$ -	\$ -	\$ 132,743	\$ 249,800	88%
Depreciation	-	-	-	-	N/A
Elim. Of Principal Pymts.	-	-	-	-	N/A
Elim. of Capital	-	-	-	-	N/A
Total Expenses	\$ -	\$ -	\$ 132,743	\$ 249,800	88%
Club House					
Personnel					
Salaries	-	-	-	-	N/A
Benefits	-	-	-	-	N/A
Operating	-	-	23,507	62,300	165%
Capital	-	-	-	-	N/A
Other	-	-	-	-	N/A
Expense Cash Flow Subt	\$ -	\$ -	\$ 23,507	\$ 62,300	165%
Depreciation	-	-	-	-	N/A
Elim. Of Principal Pymts.	-	-	-	-	N/A
Elim. of Capital	-	-	-	-	N/A
Total Expenses	\$ -	\$ -	\$ 23,507	\$ 62,300	165%
Grounds					
Personnel					
Salaries	-	-	-	-	N/A
Benefits	-	-	-	-	N/A
Operating	-	-	209,475	865,000	313%
Capital	-	-	-	2,500,000	N/A
Other	-	-	-	153,372	N/A
Expense Cash Flow Subt	\$ -	\$ -	\$ 209,475	\$ 3,518,372	1580%
Depreciation	-	-	-	-	N/A
Elim. Of Principal Pymts.	-	-	-	(104,232)	N/A
Elim. of Capital	-	-	-	(2,500,000)	N/A
Total Expenses	\$ -	\$ -	\$ 209,475	\$ 914,140	336%

Golf Operations Division by Cost Center

PARKS & RECREATION					
	ACTUAL	ACTUAL	BUDGET	ADOPTED	%
	FY 2021	FY 2022	FY 2023	FY 2024	CHANGE
Food and Beverage					
Personnel					
Salaries	-	-	-	-	N/A
Benefits	-	-	-	-	N/A
Operating	-	-	152,346	-	-100%
Capital	-	-	-	-	N/A
Other	-	-	-	-	N/A
Expense Cash Flow Subt	\$ -	\$ -	\$ 152,346	\$ -	-100%
Depreciation	-	-	-	-	N/A
Elim. Of Principal Pymts.	-	-	-	-	N/A
Elim. of Capital	-	-	-	-	N/A
Total Expenses	\$ -	\$ -	\$ 152,346	\$ -	-100%
Stadium					
Personnel					
Salaries	-	-	-	-	N/A
Benefits	-	-	-	-	N/A
Operating	189,533	305,115	703,000	855,800	22%
Capital	9,766,360	2,594	-	-	N/A
Other	2,578,257	2,334,050	2,335,300	2,329,500	0%
Total Expenditures	\$ 12,534,150	\$ 2,641,760	\$ 3,038,300	\$ 3,185,300	5%
Marina					
Personnel					
Salaries	115,750	132,628	140,300	154,886	10%
Benefits	34,893	37,365	37,700	40,790	8%
Operating	216,431	233,984	254,560	276,322	9%
Capital	6,525	1,590	104,240	6,000	-94%
Other	-	426	302	302	0%
Expense Cash Flow Subtotal	\$ 373,599	\$ 405,993	\$ 537,102	\$ 478,300	-11%
Depreciation	147,060	156,109	156,153	148,900	-5%
Elim. Of Principal Pymts.	-	-	-	-	N/A
Elimination of Capital	(6,525)	(1,590)	(104,240)	(6,000)	-94%
Total Expenses	\$ 514,134	\$ 560,512	\$ 589,015	\$ 621,200	5%
TOTAL DEPARTMENT EXPENSES	\$ 29,356,842	\$ 15,268,812	\$ 21,700,280	\$ 31,618,347	46%

PARKS & RECREATION

FUNDING SOURCES

	ACTUAL FY 2021	ACTUAL FY 2022	BUDGET FY 2023	ADOPTED FY 2024	% CHANGE
General Fund	8,478,660	8,656,825	10,114,530	12,929,246	28%
Stadium Fund	12,534,150	2,641,760	3,038,300	3,185,300	5%
Impact Fee Fund	-	498,866	-	180,000	N/A
Penny Fund	7,829,042	2,635,478	2,601,060	9,507,367	266%
ARPA Fund	-	274,962	4,455,000	3,604,660	-19%
Marina Fund	514,990	560,512	589,015	621,200	5%
Golf Operations Fund	-	-	902,375	1,590,574	76%
TOTAL DEPARTMENT FUNDING	\$ 29,356,842	\$ 15,268,402	\$ 21,700,280	\$ 31,618,347	46%

FUNDING SOURCES

	ACTUAL FY 2021	ACTUAL FY 2022	BUDGET FY 2023	ADOPTED FY 2024	% CHANGE
General Fund					
Grants	45,617	57,285	76,000	75,000	-1%
Charges for Service	1,072,515	1,722,941	1,391,500	1,464,000	5%
Special Events	9,399	101,535	118,000	110,000	-7%
Contributions	47,323	46,856	15,000	15,000	0%
Rent	34,052	39,025	45,346	45,834	1%
Fund Balance	7,269,753	6,689,183	8,468,684	11,219,412	32%
Total General Fund	\$ 8,478,660	\$ 8,656,825	\$ 10,114,530	\$ 12,929,246	28%
Stadium Fund					
Grants	1,500,000	1,500,000	1,000,000	1,000,000	0%
Charges for Service	423,933	286,301	391,000	358,000	-8%
Misc. Revenue	21,379,570	7,486,336	1,626,300	1,651,900	2%
Other/Transfers	765,000	265,000	-	350,000	N/A
Debt Proceeds	-	-	-	-	N/A
Fund Balance	(11,534,353)	(6,895,878)	21,000	(174,600)	-931%
Total Stadium Fund	\$ 12,534,150	\$ 2,641,760	\$ 3,038,300	\$ 3,185,300	5%
Impact Fee Fund					
Park Impact Fee	125,312	234,167	108,358	112,852	4%
Fund Balance	(125,312)	264,699	(108,358)	67,148	-162%
Total Impact Fee Fund	\$ -	\$ 498,866	\$ -	\$ 180,000	N/A
Penny Fund					
Intergovernmental	7,829,042	2,635,478	1,901,060	9,507,367	400%
Grants	-	-	700,000	-	-100%
Total Penny Fund	\$ 7,829,042	\$ 2,635,478	\$ 2,601,060	\$ 9,507,367	266%
ARPA Fund					
Grants	-	274,962	4,455,000	3,604,660	-19%
Total ARPA Fund	\$ -	\$ 274,962	\$ 4,455,000	\$ 3,604,660	-19%

PARKS & RECREATION

	ACTUAL FY 2021	ACTUAL FY 2022	BUDGET FY 2023	ADOPTED FY 2024	% CHANGE
Marina Fund					
Charges for Service	30,065	36,645	27,000	36,000	33%
Rental Fees	559,883	547,989	540,745	596,365	10%
Misc. Revenue	7,687	(1,997)	4,500	11,000	144%
Transfers	-	-	-	-	N/A
Fund Balance	(82,645)	(22,125)	16,770	(22,165)	-232%
Total Marina Fund	\$ 514,990	\$ 560,512	\$ 589,015	\$ 621,200	5%
Golf Operations Fund					
Charges for Service	-	-	835,058	417,500	-50%
Misc. Revenue	-	-	-	990,000	N/A
Transfers	-	-	-	234,860	N/A
Fund Balance	-	-	67,317	(51,786)	-177%
Total Golf Operations Fund	\$ -	\$ -	\$ 902,375	\$ 1,590,574	76%
TOTAL DEPARTMENT FUNDING	\$ 29,356,842	\$ 15,268,402	\$ 21,700,280	\$ 31,618,347	46%

PERFORMANCE MEASURES

	ACTUAL FY 2021	ACTUAL FY 2022	BUDGET FY 2023	ESTIMATED FY 2023	ADOPTED FY 2024
Annual attendance at Community Center Fitness Room	23,664	27,000	52,000	35,000	45,000
Annual shelter reservations	469	681	1100	975	975
Facility Rentals	189	280	800	500	500
Every Child A Swimmer participants	43	0	100	38	90
Transient slip rentals	140	115	150	75	75
Boat ramp use	1,909	2,366	1,500	2,300	2,300



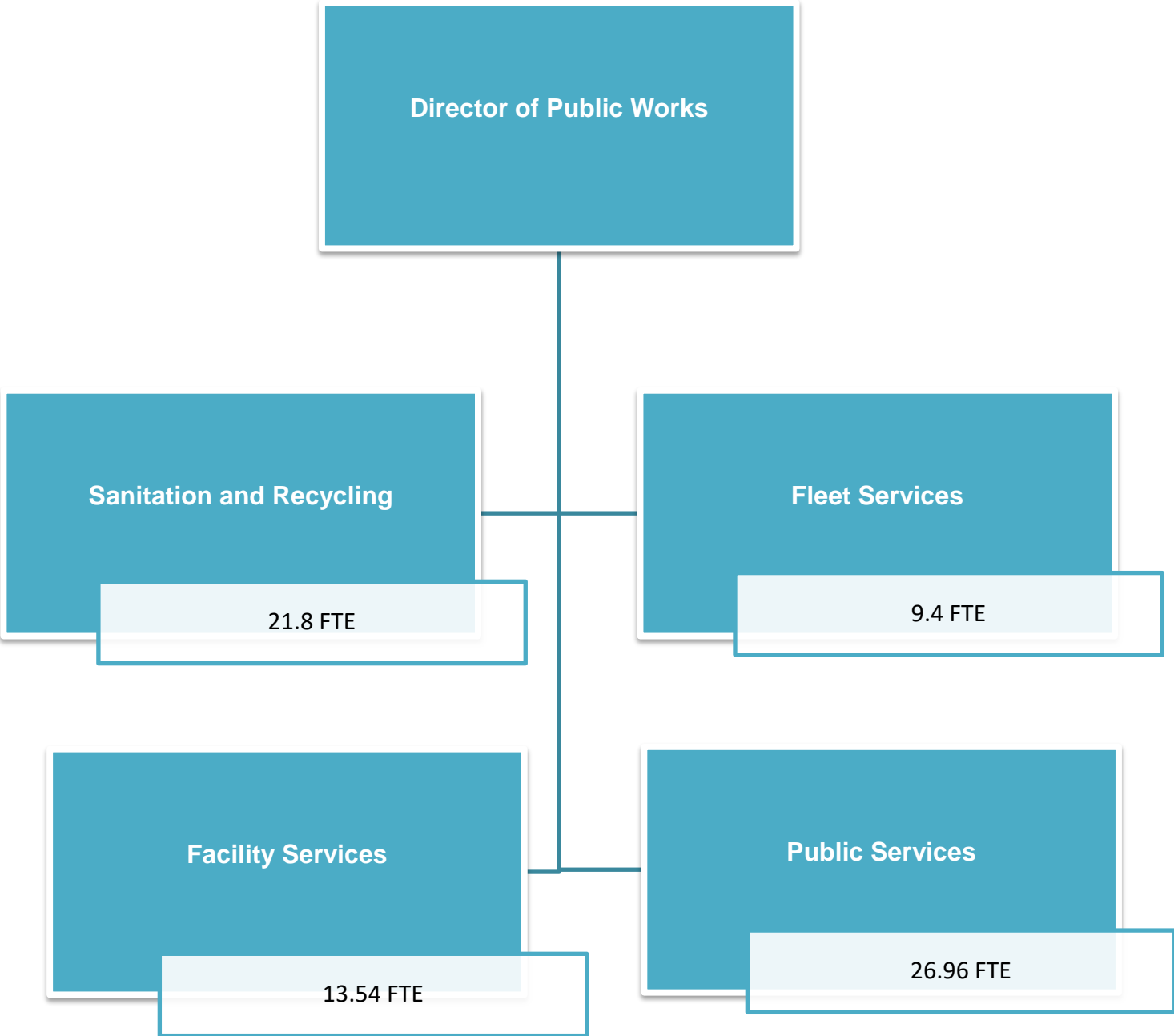
This page intentionally left blank.



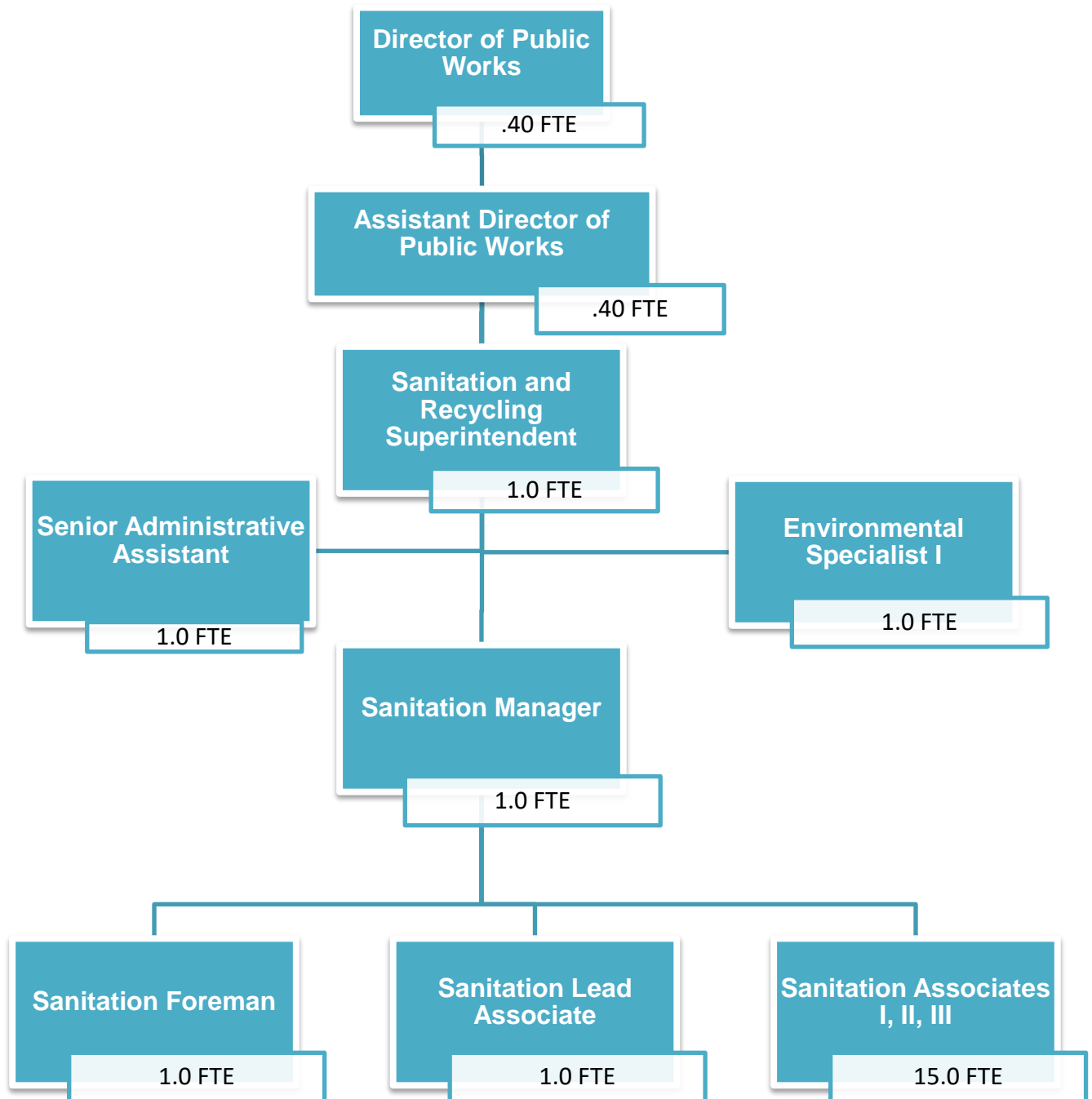
PUBLIC WORKS

*FY 2024 ADOPTED
OPERATING &
CAPITAL BUDGET*

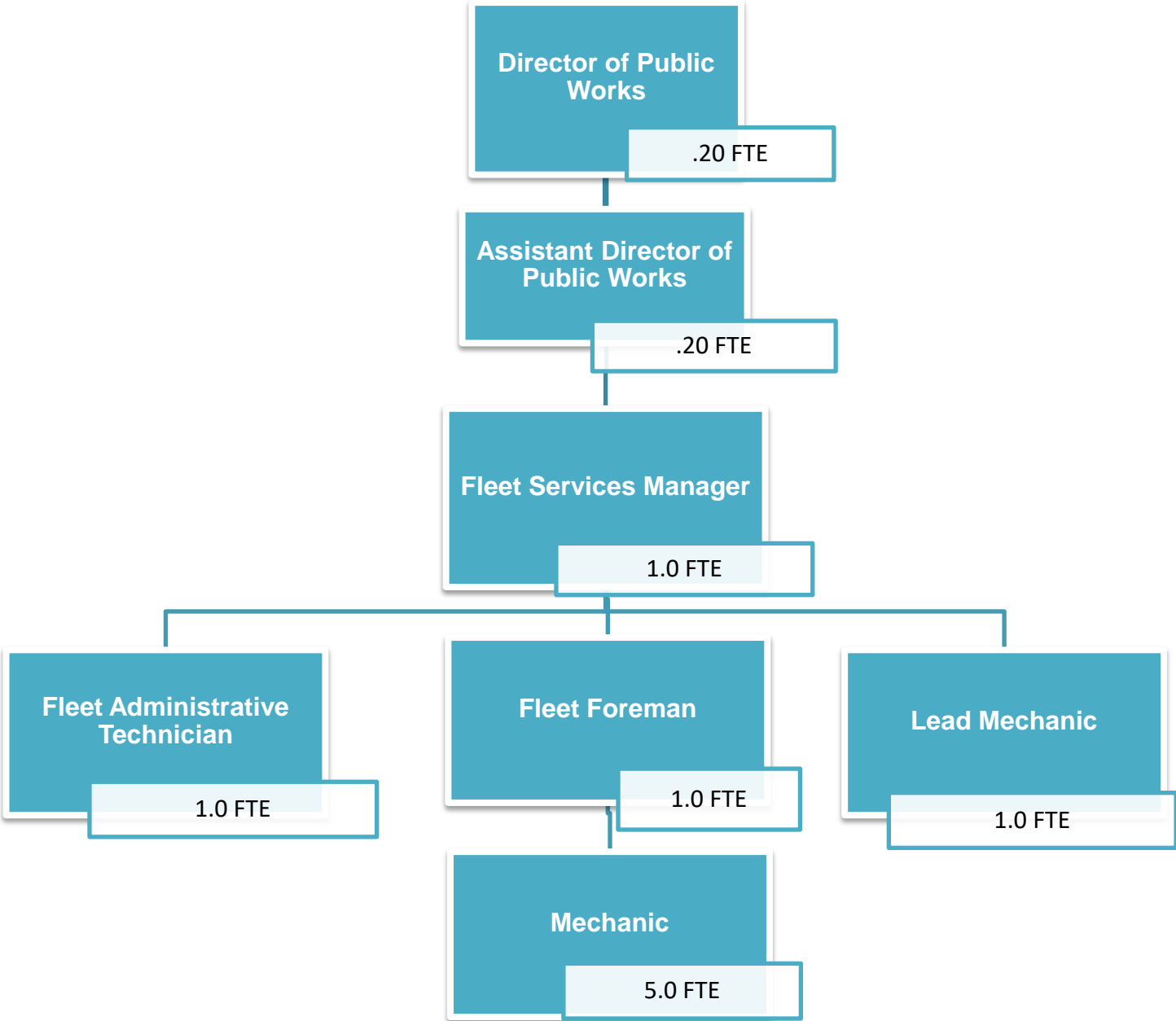
**City of Dunedin
Public Works
71.7 FTE**



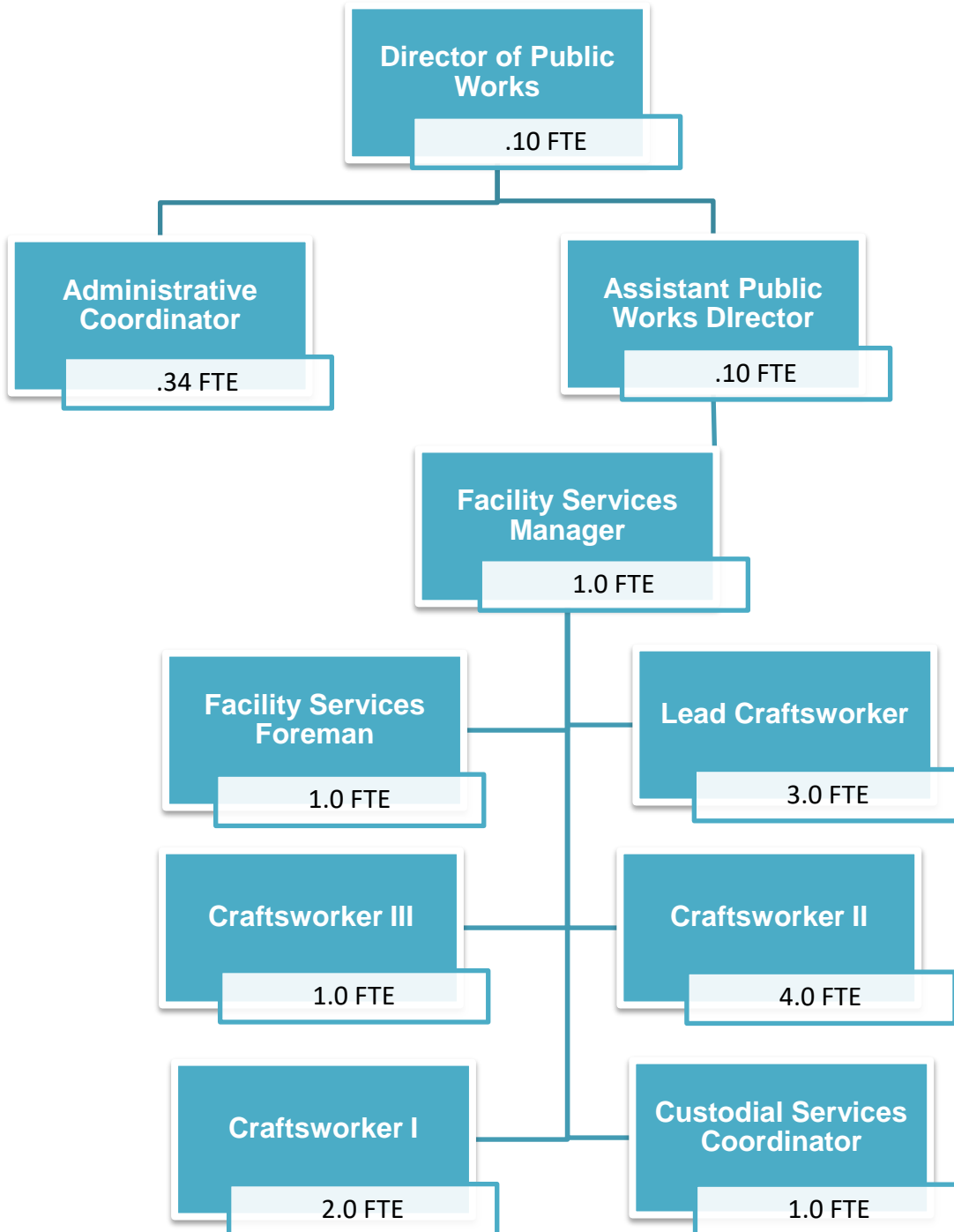
**City of Dunedin
Public Works
Sanitation and Recycling Division
21.8 FTE**



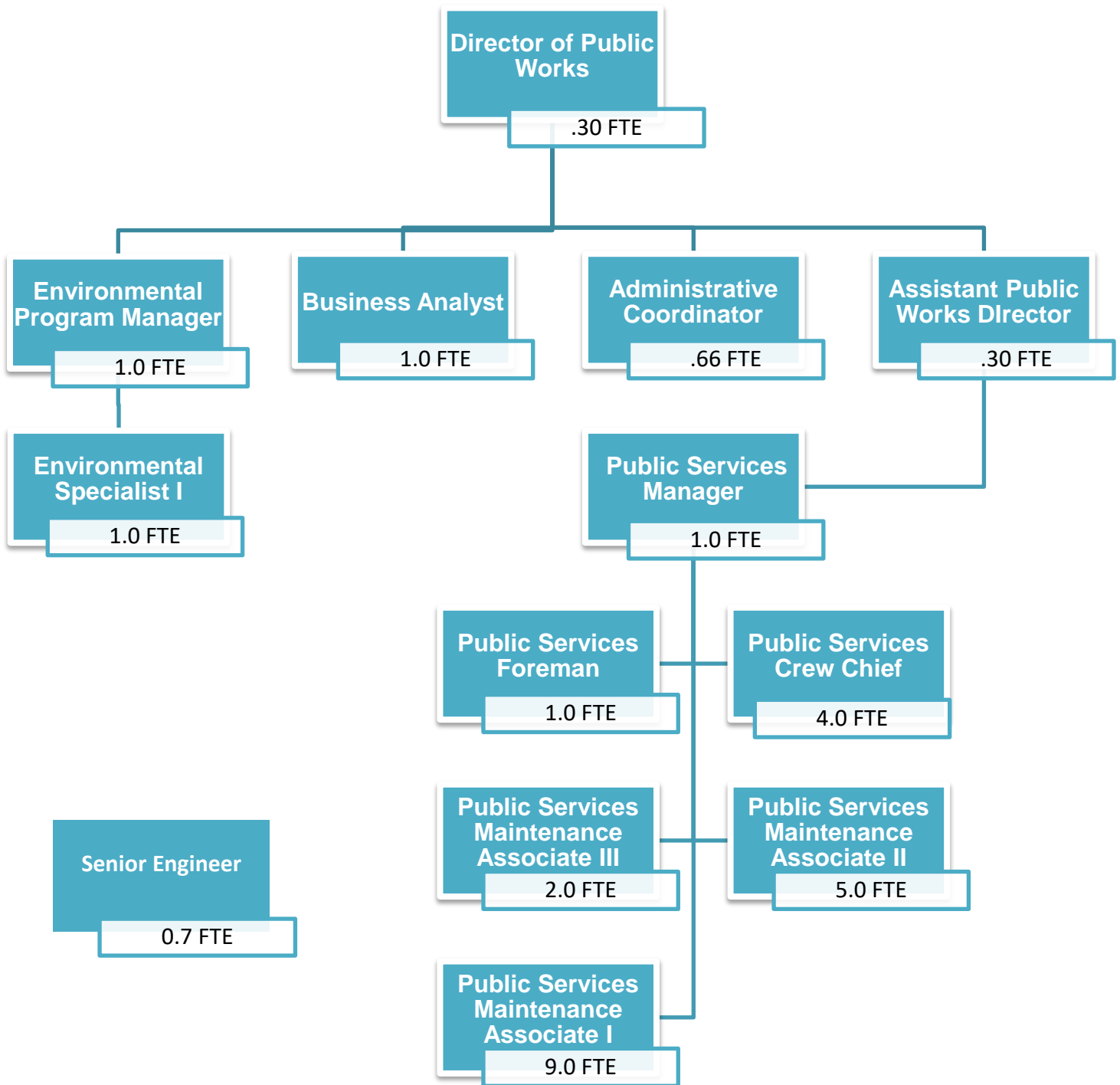
**City of Dunedin
Public Works
Fleet Services Division
9.4 FTE**



**City of Dunedin
Public Works
Facility Services Division
13.54 FTE**



**City of Dunedin
Public Works
Public Services Division
26.96 FTE**



PUBLIC WORKS

Champion Mission Statement

Provide long-range strategic planning for public works operations and capital project initiatives in order to deliver essential infrastructure assets and services to enhance the quality of life in Dunedin. Coordinate infrastructure maintenance and expansion in an effective and sustainable manner, consistent with City objectives and vision. Lead in cooperation with interagency governmental partnerships. Assure regulatory compliance of permitted facilities. Provide as-needed technical assistance to other City departments.

Current Services Summary

The Fleet Division provides City departments with vehicles and other pieces of fleet equipment that are safe, efficient, reliable, and suitable for their mission requirements at the lowest possible cost. Fleet Services is an internal services division providing vehicles and other rolling stock equipment and related services to Dunedin City departments. These services include fleet acquisition and disposal, preventative maintenance, repairs, wrecker service, fabrication services, and an automated fuel dispensing site. Fleet Services has 9 employees working out of a single facility centrally located to best serve its customers. The City's fleet consists of over 300 pieces of rolling stock, ranging from trailer mounted equipment to commercial refuse trucks, heavy construction equipment, light trucks, and fire apparatus. The fleet is valued at approximately \$15 million. Fleet serves the residents of the City by partnering with the departments and agencies that provide direct and indirect services in all areas of City government.

The Sanitation and Recycling Division provides an array of solid waste services to the community in a way that is both cost effective and environmentally sustainable for the ongoing protection of public health and community aesthetics. The Division services approximately 13,000 accounts in and around the City, including nearby unincorporated enclaves. Residential trash is collected weekly utilizing 90-gallon carts serviced by four (4) automated side-load routes. Bulk/yard waste is also collected weekly by two (2) manual rear-load routes, servicing the same residential neighborhoods. Residential curbside recycling is collected weekly utilizing 65-gallon carts serviced by a private contractor, and Class I Commercial/Multi-Family waste is collected as needed using front-load and roll-off vehicles and large metal containers. In addition, this Division also manages two drop-off convenience centers for disposal of commingled recyclables, including drop containers for cooking grease, used clothing, and free processed mulch.

The Sanitation and Recycling Division consists of the Administration program, Residential Collection, and Commercial Collection. Administration provides oversight and general administrative support including code enforcement, inspections, resolution of customer concerns, and the development of State and County reports. White goods, bulk items, and large piles of yard debris are collected separately using a claw truck; refrigerants (Freon) are recovered and recycled per environmental regulations; E-waste (electronics) collected separately, diverted from the household waste stream, and properly disposed of for a fee. Service is provided on a six-day schedule with special services at an additional charge. Commercial containers are maintained to the highest standards; refurbishment includes new lids, paint, and bottoms, as needed. Timely refurbishment eliminates the need for costly replacement containers. Commercial and multi-family recycling are offered to customers through a private contractor. On-call temporary containers, and specialized claw truck collections, are also provided to area businesses and residents for oversize volumes, remodeling, and demolition projects.

PUBLIC WORKS

The Public Services Division ensures the health, safety, and welfare of the community through stormwater management of surface water, and preserves City assets through the maintenance of City facilities, streets, sidewalks, and rights-of-way. The Stormwater program has two major functions. The first is to address Stormwater drainage issues throughout the City through both preventive maintenance of Stormwater infrastructure, and implementation of major capital improvements identified in the Master Drainage Plan and Curlew Creek studies. The second function is to implement the regulatory requirements set forth in the National Pollutant Discharge Elimination System (NPDES) Municipal Separate Stormwater System (MS4) Federal Permit issued by the Environmental Protection Agency (EPA). Multiple inspections are performed annually to ensure the maintenance of swales, ditches, ponds, catch basins, grates, inlets, and storm drains. In addition, inspections and maintenance of treatment units, street-sweeping of City residential and collector/arterial roadways, aquatic weed control of ditches and channels, and inspections of City-owned ponds/lakes are performed to identify illicit discharges into the City Stormwater system.

The Streets program provides for the health, safety, and welfare of the community through the management and maintenance of City streets, traffic control devices, sidewalks and curb infrastructure, including trimming of trees and vegetation in the right-of-way. Currently, this program maintains over 135 miles of roadway surfaces, approximately 35 miles of sidewalks, over 220 miles of curb/gutter, and a portion of the tree trimming services within the City's right-of-way. The program also provides street-related reconstruction and limited new construction services to all Public Works & Utilities Department Divisions, the CRA, and the Parks & Recreation Department. Traffic control services are also provided for special events, as well as the maintenance of all City regulatory traffic signage and pavement markings.

The Facilities Maintenance program provides for the inspection, maintenance, and repair of 370,000 + square feet of City facilities, utilizing both in-house staffing and contractual services, to provide a safe and healthy environment for our visitors and staff. This program performs inspections to remain in compliance with all health and safety requirements set forth by City, State, Federal, and National Fire Protection Association codes. Scheduled maintenance is performed on a quarterly, semi-annual, or annual basis and repairs are performed based on results from inspections or requests from City departments. All City departments are charged for a basic level of service according to their allocation of square footage occupied. Higher levels of service, such as remodels, space changes, or upgrades, are funded by departments with oversight provided through this program.

DEPARTMENT PERSONNEL SUMMARY

	ACTUAL FY 2021	ACTUAL FY 2022	BUDGET FY 2023	ADOPTED FY 2024	FTE CHG
Sanitation and Recycling Division	21.00	21.00	21.40	21.80	0.40
Fleet Division	9.00	9.00	9.40	9.40	0.00
Public Services Division	36.70	36.70	37.10	40.50	3.40
Total FTEs	66.70	66.70	67.90	71.70	3.80

PUBLIC WORKS

DEPARTMENT EXPENSE SUMMARY BY SECTION & DIVISION

	ACTUAL FY 2021	ACTUAL FY 2022	BUDGET FY 2023	ADOPTED FY 2024	% CHG
Sanitation and Recycling					
Personnel					
Salaries	1,051,252	1,103,587	1,242,320	1,315,963	6%
Benefits	422,464	475,063	501,400	508,131	1%
Operating	3,937,763	4,052,780	4,881,841	5,277,541	8%
Capital	503,484	339,696	1,011,542	1,069,000	6%
Other	291,609	174,931	379,614	532,314	40%
Expense Cash Flow Subtotal	\$ 6,206,573	\$ 6,146,056	\$ 8,016,717	\$ 8,702,949	9%
Depreciation	405,116	397,968	475,389	479,589	1%
Elim. Of Principal Pymts.	(277,826)	(137,134)	(328,400)	(452,600)	38%
Elimination of Capital	(503,484)	(339,696)	(1,011,542)	(1,069,000)	6%
Total Expenses	\$ 5,830,379	\$ 6,067,195	\$ 7,152,164	\$ 7,660,938	7%
Fleet					
Personnel					
Salaries	439,760	416,883	534,000	562,721	5%
Benefits	172,304	177,089	218,900	209,140	-4%
Operating	1,023,736	1,283,646	1,509,025	1,583,382	5%
Capital	858,364	127,449	953,174	1,228,291	29%
Other	129,424	-	-	-	N/A
Expense Cash Flow Subtotal	\$ 2,623,586	\$ 2,005,067	\$ 3,215,099	\$ 3,583,534	11%
Depreciation	1,072,437	964,114	1,021,500	1,128,500	10%
Elim. Of Principal Pymts.	(128,905)	-	-	-	N/A
Elimination of Capital	(858,364)	(127,449)	(953,174)	(1,228,291)	29%
Total Expenses	\$ 2,708,755	\$ 2,841,732	\$ 3,283,425	\$ 3,483,743	6%
Public Services					
Personnel					
Salaries	1,507,536	1,426,963	1,895,200	2,178,692	15%
Benefits	652,301	652,746	819,800	917,248	12%
Operating	3,919,766	3,505,202	5,090,320	5,340,927	5%
Capital	1,655,388	2,076,115	2,998,300	2,678,000	-11%
Other	868,162	731,517	826,626	828,126	0%
Expense Cash Flow Subtotal	\$ 8,603,153	\$ 8,392,543	\$ 11,630,246	\$ 11,942,993	3%
Depreciation	1,580,619	1,578,614	1,577,850	1,648,250	4%
Elim. Of Principal Pymts.	(505,727)	(462,149)	(564,000)	(578,900)	3%
Elimination of Capital	(192,784)	(807,889)	(1,336,300)	(1,280,000)	-4%
Total Expenses	\$ 9,485,261	\$ 8,701,120	\$ 11,307,796	\$ 11,732,343	4%
TOTAL DEPARTMENT EXPENSES	\$ 18,024,395	\$ 17,610,047	\$ 21,743,385	\$ 22,877,024	5%

PUBLIC WORKS**FUNDING SOURCES**

	ACTUAL	ACTUAL	BUDGET	ADOPTED	%
	FY 2021	FY 2022	FY 2023	FY 2024	CHANGE
General Fund	1,572,435	1,600,014	1,921,646	2,031,051	6%
Impact Fees Fund	54,782	-	60,000	60,000	0%
County Gas Tax Fund	418,303	453,992	698,000	651,000	-7%
Penny Fund	1,114,177	955,307	1,292,000	1,012,000	-22%
Solid Waste Fund	5,830,379	6,067,195	7,152,164	7,660,938	7%
Stormwater Fund	4,857,461	4,011,175	5,152,938	5,403,607	5%
Fleet Fund	2,708,755	2,841,732	3,283,425	3,483,743	6%
Facilities Maintenance Fund	1,468,104	1,680,633	2,183,212	2,574,685	18%
TOTAL DEPARTMENT FUNDING	\$ 18,024,395	\$ 17,610,047	\$ 21,743,385	\$ 22,877,024	5%

SANITATION AND RECYCLING DIVISION

Budget Highlights, Service Changes and Proposed Efficiencies

The Solid Waste Fund is an enterprise fund which accounts for all financial activity associated with the operation of the Division's programs. Weekly collection's is provided including residential curbside, yard waste, commercial dumpster, and recycling by a City contractor. This fund is entirely self-supporting through the levying of user fees from its customers. Solid Waste's disposal tipping fees account for approximately 22% of the Division's expenditures, and recycling program costs (collections, transportation & processing) account for approximately 16% of total operating expenses. The Division has 3 class 8 trucks set to be replaced in FY2024 the Capital Improvement Plan - Fleet Replacements - Solid Waste Collection Trucks.

The adoption of Solid Waste Rate Ordinance 21-02 established a 4% yearly rate increase through FY2025, in order to meet the Division's operating expenses and achieve a 15% unrestricted reserve fund balance. The rates are largely influenced by the disposal fees paid to the Resource Recovery Facility, operated by Pinellas County. The Pinellas County Administration is planning a three year 6.8% per year rate increase beginning on October 1, 2023. The Solid Waste Division also has a FY2024 Business Plan Initiative for the Evaluation & Improvement of Services.

Efficient Trash & Recycling systems protect public health and the environment and need to be supported by sustainable funding. The Division continues to improve its collection methods and routing through refining time-on-route, miles driven, number of containers serviced per hour and load transport volumes. Staff keeps pushing a robust public education campaign emphasizing the message to reduce, re-use, recycle right, and compost household organic matter.

Staff also continues to work the Pinellas County Solid Waste Administration for assistance with a centralized recycling facility for all Pinellas County users.



DIVISION PERSONNEL SUMMARY

	ACTUAL FY 2021	ACTUAL FY 2022	BUDGET FY 2023	ADOPTED FY 2024	FTE CHANGE
Administration	6.00	6.00	6.40	6.80	0.40
Residential	10.00	10.00	10.00	10.00	0.00
Commercial	5.00	5.00	5.00	5.00	0.00
Total FTEs	21.00	21.00	21.40	21.80	0.40

SANITATION AND RECYCLING DIVISION

Major Operating (\$25,000 or more)

Contractual Services / Residential Recycling	\$ 1,183,640	Solid Waste Fund
Residential Refuse Disposal @ PCSW & Angelos	\$ 846,345	Solid Waste Fund
Commercial Refuse Disposal @ PCSW & Angelos	\$ 787,945	Solid Waste Fund
Admin Fee	\$ 546,900	Solid Waste Fund
UB Allocation	\$ 121,200	Solid Waste Fund
Contractual Staffing	\$ 149,688	Solid Waste Fund
Commerical Containers	\$ 30,000	Solid Waste Fund
Oil Spills Cleanup	\$ 25,000	Solid Waste Fund

Major Capital (\$25,000 or more)

Fleet Replacements 3 Trucks	\$ 1,034,000	Solid Waste Fund
Evaluation & Improvement of Services	\$ 110,000	Solid Waste Fund

Major Other (25,000 or more)

Ser 2019 Capital Vehicle Lease	\$ 40,000	Solid Waste Fund
Ser 2020 Capital Vehicle Lease	\$ 102,600	Solid Waste Fund
Ser 2022 Capital Vehicle Lease	\$ 65,700	Solid Waste Fund
Ser 2023 Capital Vehicle Lease	\$ 244,300	Solid Waste Fund

DIVISION EXPENDITURE SUMMARY BY COST CENTER

	ACTUAL FY 2021	ACTUAL FY 2022	BUDGET FY 2023	ADOPTED FY 2024	% CHANGE
Administration					
Personnel					
Salaries	352,411	408,379	439,550	544,446	24%
Benefits	147,976	167,390	175,100	209,686	20%
Operating	1,447,185	1,518,469	2,040,005	2,241,660	10%
Capital	-	-	-	-	N/A
Other	291,609	174,931	379,614	532,314	40%
Expense Cash Flow Subtotal	\$ 2,239,181	\$ 2,269,168	\$ 3,034,269	\$ 3,528,106	16%
Depreciation	12,611	13,465	13,589	13,589	0%
Elim. Of Principal Pymts.	(277,826)	(137,134)	(328,400)	(452,600)	38%
Elimination of Capital	-	-	-	-	N/A
Total Expenses	\$ 1,973,967	\$ 2,145,499	\$ 2,719,458	\$ 3,089,095	14%
Residential Collections					
Personnel					
Salaries	516,582	479,997	572,630	524,149	-8%
Benefits	190,099	211,924	234,900	203,595	-13%
Operating	1,511,935	1,538,956	1,647,527	1,794,456	9%
Capital	503,484	333,896	614,868	290,000	-53%
Other	-	-	-	-	N/A
Expense Cash Flow Subtotal	\$ 2,722,100	\$ 2,564,774	\$ 3,069,925	\$ 2,812,200	-8%
Depreciation	201,890	195,521	268,000	309,300	15%
Elim. Of Principal Pymts.	-	-	-	-	N/A
Elimination of Capital	(503,484)	(333,896)	(614,868)	(290,000)	-53%
Total Expenses	\$ 2,420,506	\$ 2,426,399	\$ 2,723,057	\$ 2,831,500	4%

SANITATION AND RECYCLING DIVISION

	ACTUAL FY 2021	ACTUAL FY 2022	BUDGET FY 2023	ADOPTED FY 2024	% CHANGE
Commercial Collections					
Personnel					
Salaries	182,260	215,211	230,140	247,368	7%
Benefits	84,389	95,748	91,400	94,850	4%
Operating	978,644	995,355	1,194,309	1,241,425	4%
Capital	-	5,800	396,674	779,000	96%
Other	-	-	-	-	N/A
Expense Cash Flow Subtotal	\$ 1,245,292	\$ 1,312,114	\$ 1,912,523	\$ 2,362,643	24%
Depreciation	190,615	188,982	193,800	156,700	-19%
Elim. Of Principal Pymts.	-	-	-	-	N/A
Elimination of Elimination of Capit	-	(5,800)	(396,674)	(779,000)	96%
Total Expenses	\$ 1,435,907	\$ 1,495,296	\$ 1,709,649	\$ 1,740,343	2%
TOTAL DIVISION EXPENSES	\$ 5,830,379	\$ 6,067,195	\$ 7,152,164	\$ 7,660,938	7%

FUNDING SOURCES					
	ACTUAL FY 2021	ACTUAL FY 2022	BUDGET FY 2023	ADOPTED FY 2024	% CHANGE
Solid Waste Fund	5,830,379	6,067,195	7,152,164	7,660,938	7%
TOTAL DIVISION FUNDING	\$ 5,830,379	\$ 6,067,195	\$ 7,152,164	\$ 7,660,938	7%

PERFORMANCE MEASURES					
	ACTUAL FY 2021	ACTUAL FY 2022	BUDGET FY 2023	ESTIMATED FY 2023	ADOPTED FY 2024
Customers serviced	14,565	14,495	14,450	14,450	14,330
Refuse/Recycling collected (tons)	35,717	33,585	36,900	34,750	35,000

FLEET SERVICES DIVISION

Division Mission Statement

To provide City departments with vehicles and other equipment that are safe, efficient, and reliable, which are suited to that department's mission requirements, all while keeping costs as low as possible.

Division Overview

The Fleet Services Division is an internal department that provides vehicle and equipment-related services to all City departments. These services include: fleet acquisition, fleet disposal, preventative maintenance, repairs, custom fabrication, and fuel management. Fleet Services has 9 employees working out of a single centrally located facility. The Division responds directly to other City departments.

Budget Highlights, Service Changes and Proposed Efficiencies

2024 budgeted operating expenses only increased 6% despite the continued rise in prices. This was accomplished by eliminating or reducing non critical line items such as travel, training and publications. There are no service changes for the FY 2024 budget period.



DIVISION PERSONNEL SUMMARY

	ACTUAL FY 2021	ACTUAL FY 2022	BUDGET FY 2023	ADOPTED FY 2024	FTE CHANGE
Fleet Services	9.00	9.00	9.40	9.40	0.00
Total FTEs	9.00	9.00	9.40	9.40	0.00

FLEET SERVICES DIVISION

Major Operating (\$25,000 or more)

Vehicle Parts & Outsourced Repairs	\$ 576,800	Fleet Fund
Operating Supplies	\$ 66,200	Fleet Fund
Diesel	\$ 415,500	Fleet Fund
Gasoline	\$ 224,700	Fleet Fund
R & M Service	\$ 37,500	Fleet Fund

Major Capital (\$25,000 or more)

Fleet Program Replacements	\$ 1,157,674	Fleet Fund
Heavy Truck Lift Replacement	\$ 70,617	Fleet Fund

DIVISION EXPENDITURE SUMMARY

	ACTUAL FY 2021	ACTUAL FY 2022	BUDGET FY 2023	ADOPTED FY 2024	% CHANGE
Fleet					
Personnel					
Salaries	439,760	416,883	534,000	562,721	5%
Benefits	172,304	177,089	218,900	209,140	-4%
Operating	1,023,736	1,283,646	1,509,025	1,583,382	5%
Capital	858,364	127,449	953,174	1,228,291	29%
Other	129,424	-	-	-	N/A
Expense Cash Flow Subtotal	\$ 2,623,586	\$ 2,005,067	\$ 3,215,099	\$ 3,583,534	11%
Depreciation	1,072,437	964,114	1,021,500	1,128,500	10%
Elim. Of Principal Pymts.	(128,905)	-	-	-	N/A
Elimination of Capital	(858,364)	(127,449)	(953,174)	(1,228,291)	29%
Total Expenses	\$ 2,708,755	\$ 2,841,732	\$ 3,283,425	\$ 3,483,743	6%
TOTAL DIVISION EXPENSES	\$ 2,708,755	\$ 2,841,732	\$ 3,283,425	\$ 3,483,743	6%

FUNDING SOURCES

	ACTUAL FY 2021	ACTUAL FY 2022	BUDGET FY 2023	ADOPTED FY 2024	% CHANGE
Fleet Fund	2,708,755	2,841,732	3,283,425	3,483,743	6%
TOTAL DIVISION FUNDING	\$ 2,708,755	\$ 2,841,732	\$ 3,283,425	\$ 3,483,743	6%

PERFORMANCE MEASURES

	ACTUAL FY 2021	ACTUAL FY 2022	BUDGET FY 2023	ESTIMATED FY 2023	ADOPTED FY 2024
Job Orders Closed	2,293	1,749	2,000	1,850	2,000
Billable Hours	8,167	7,699	8,000	7,855	8,000


PUBLIC SERVICES DIVISION

Budget Highlights, Service Changes and Proposed Efficiencies

The Facilities Maintenance program has continued to identify opportunity for outsourcing, and has adjusted internal rates to keep up with rising maintenance costs. Current outsourced services in FY 2024 include custodial, fire/security alarm testing/monitoring, elevator inspections and repairs, fire extinguisher inspections and replacements, fire sprinkler inspections and repairs, exhaust hood inspections and maintenance, pest control services, and generator inspection and maintenance, and some HVAC and roof replacements.

The Streets/Traffic Services program is reviewing other municipal and state contracts for services such as concrete sidewalk repair and replacement services, tree removal trimming. For FY24 a reassessment of the total sidewalk repairs needed to evaluate the cost and amount of time it will take to complete 100% of related repairs.

The **Stormwater Program** will outline improvement projects in the Stormwater Master Plan and will be implementing updated rates for the Stormwater Utility Fee to provide adequate funding of operating and capital projects. During FY24, the water quality sampling program will be evaluated to determine the optimum frequency and number of sampling points needed to provide program efficiency. The program will be exploring the requirements to improve our CRS community rating and the related stormwater projects that will enhance quality of life for Dunedin residents.



Stormwater Outfall Construction

DIVISION PERSONNEL SUMMARY					
	ACTUAL FY 2021	ACTUAL FY 2022	BUDGET FY 2023	ADOPTED FY 2024	FTE CHANGE
Facilities Management	11.68	11.68	11.78	13.54	1.76
Streets	10.36	10.36	9.76	9.53	-0.23
Stormwater	14.66	14.66	15.56	17.43	1.87
Total FTEs	36.70	36.70	37.10	40.50	3.40

PUBLIC SERVICES DIVISION

Major Operating (\$25,000 or more)

Custodial Contract	\$ 722,449	Facility Maintenance Fund
Professional Services/Air Quality/Testing	\$ 45,000	Facility Maintenance Fund
Fire, Security, HVAC Computer, Pest, & Inspection Cor	\$ 72,876	Facility Maintenance Fund
Citywide Facility R & M	\$ 297,500	Facility Maintenance Fund
Pinellas County Traffic Signal Maintenance Agrmt	\$ 55,000	General Fund
Contractual Tree Trimming/ROW Mowing/Survey	\$ 96,000	General Fund / Stormwater Fund
New Sidewalks	\$ 25,000	County Gas Tax Fund
Annual Bridge Inspections & Repairs	\$ 36,000	County Gas Tax Fund
Road Repair Materials	\$ 30,000	County Gas Tax Fund
Pavement Striping	\$ 30,000	County Gas Tax Fund
Pavement Management PCI Assessment/Modeling Sof	\$ 125,000	County Gas Tax Fund
Exterior Painting	\$ 40,000	Stormwater Fund
Gabion R & R Program	\$ 250,000	Stormwater Fund
Storm System Upgrade & Maintenance	\$ 150,000	Stormwater Fund
Admin Fee	\$ 343,200	Stormwater Fund
UB Allocation	\$ 76,900	Stormwater Fund
Aquatic Weed Control	\$ 29,230	Stormwater Fund
Mangrove Trimming	\$ 50,000	Stormwater Fund
Pinellas County Ambient Water Quality Testing	\$ 55,000	Stormwater Fund
WSP Consultant Services	\$ 130,000	Stormwater Fund
Contractual Engineering	\$ 30,000	Stormwater Fund

Major Capital (\$25,000 or more)

60' Aerial Lift	\$ 30,000	Facility Maintenance Fund
Sidewalk Program Maintenance	\$ 100,000	County Gas Tax Fund
Pavement Mgmt Program	\$ 1,200,000	County Gas Tax / Penny / Stormwater
Brick Streets Program	\$ 352,000	Penny / Stormwater
Stormwater Pipe Lining	\$ 380,000	Stormwater Fund
Santa Barbara Dr Drainage Improvements	\$ 1,000,000	Stormwater Fund
Pedestrian Safety Crossing	\$ 60,000	Impact Fee Fund

Major Other (\$25,000 or more)

Debt Service on Series 2021 Debt	\$ 322,000	Stormwater Fund
Debt Service on Series 2014 Debt	\$ 155,000	Stormwater Fund
Debt Service on 2012 Water/Wastewater Debt	\$ 101,900	Stormwater Fund

DIVISION EXPENDITURE SUMMARY

	ACTUAL	ACTUAL	BUDGET	ADOPTED	%
	FY 2021	FY 2022	FY 2023	FY 2024	CHANGE
Facilities Management					
Personnel					
Salaries	500,056	456,142	640,900	788,340	23%
Benefits	197,432	181,517	236,500	284,321	20%
Operating	732,358	1,013,205	1,268,682	1,463,194	15%
Capital	-	-	-	30,000	N/A
Other	-	12	5	5	0%
Expense Cash Flow Subtotal	\$ 1,429,846	\$ 1,650,876	\$ 2,146,087	\$ 2,565,860	20%
Depreciation	38,258	37,069	37,125	38,825	5%
Elim. Of Principal Pymts.	-	-	-	-	N/A
Elimination of Capital	-	0	-	(30,000)	N/A
Total Expenses	\$ 1,468,104	\$ 1,687,945	\$ 2,183,212	\$ 2,574,685	18%

PUBLIC SERVICES DIVISION

	ACTUAL FY 2021	ACTUAL FY 2022	BUDGET FY 2023	ADOPTED FY 2024	% CHANGE
Streets					
Personnel					
Salaries	364,899	362,345	462,200	475,625	3%
Benefits	170,473	182,390	233,600	210,750	-10%
Operating	1,157,073	1,181,020	1,613,530	1,669,360	3%
Capital	1,462,604	1,268,226	1,662,000	1,398,000	-16%
Other	-	316	316	316	0%
Total Expenses	\$ 3,155,049	\$ 2,994,297	\$ 3,971,646	\$ 3,754,051	-5%
Stormwater					
Personnel					
Salaries	642,581	608,476	792,100	914,727	15%
Benefits	284,396	288,839	349,700	422,177	21%
Operating	2,030,335	1,310,977	2,208,108	2,208,373	0%
Capital	192,784	807,889	1,336,300	1,250,000	-6%
Other	868,162	731,189	826,305	827,805	0%
Expense Cash Flow Subtotal	\$ 4,018,258	\$ 3,747,371	\$ 5,512,513	\$ 5,623,082	2%
Depreciation	1,542,361	1,541,545	1,540,725	1,609,425	4%
Elim. Of Principal Pymts.	(505,727)	(462,149)	(564,000)	(578,900)	3%
Elimination of Capital	(192,784)	(807,889)	(1,336,300)	(1,250,000)	-6%
Total Expenses	\$ 4,862,108	\$ 4,018,878	\$ 5,152,938	\$ 5,403,607	5%
TOTAL DIVISION EXPENSES	\$ 9,485,261	\$ 8,701,120	\$ 11,307,796	\$ 11,732,343	4%
FUNDING SOURCES					
	ACTUAL FY 2021	ACTUAL FY 2022	BUDGET FY 2023	ADOPTED FY 2024	% CHANGE
General Fund					
City Funds	1,572,435	1,600,014	1,921,646	2,031,051	6%
Total General Fund	\$ 1,572,435	\$ 1,600,014	\$ 1,921,646	\$ 2,031,051	6%
County Gas Tax Fund					
Intergovernmental	418,303	453,992	698,000	651,000	-7%
Total County Gas Tax Fund	\$ 418,303	\$ 453,992	\$ 698,000	\$ 651,000	-7%
Penny Fund					
Intergovernmental	1,114,177	955,307	1,292,000	1,012,000	-22%
Total Penny Fund	\$ 1,114,177	\$ 955,307	\$ 1,292,000	\$ 1,012,000	-22%
Impact Fee Fund					
Multimodal Impact Fees	54,782	-	60,000	60,000	0%
Total Impact Fee Fund	\$ 54,782	\$ -	\$ 60,000	\$ 60,000	0%
Stormwater Fund					
Charges for Service	4,857,461	4,011,175	5,152,938	5,403,607	5%
Total Stormwater Fund	\$ 4,857,461	\$ 4,011,175	\$ 5,152,938	\$ 5,403,607	5%
Facilities Maintenance Fund					
Internal Service Fees	1,468,104	1,680,633	2,183,212	2,574,685	18%
Total Facilities Maintenance Fund	\$ 1,468,104	\$ 1,680,633	\$ 2,183,212	\$ 2,574,685	18%
TOTAL DIVISION FUNDING	\$ 9,485,261	\$ 8,701,120	\$ 11,307,796	\$ 11,732,343	4%

PUBLIC SERVICES DIVISION

PERFORMANCE MEASURES					
	ACTUAL FY 2021	ACTUAL FY 2022	BUDGET FY 2023	ESTIMATED FY 2023	ADOPTED FY 2024
Square Feet of Asphalt Repairs	14,400	6,300	14,200	6,000	10,000
Square Feet of Sidewalk Repairs	20,000	16,100	18,500	16,000	19,000
Linear Feet of Curb Repairs	1,100	800	1,050	1,000	1,100
Square Feet of Brick Street Repairs	750	600	22,000	600	10,000
Street Signs New	450	500	520	500	600
Street Signs Repaired	512	250	350	350	350
Street Sweeping Tons Removed	1,200	380	600	400	500
Special Events/Traffic Control Services	35	40	50	50	52



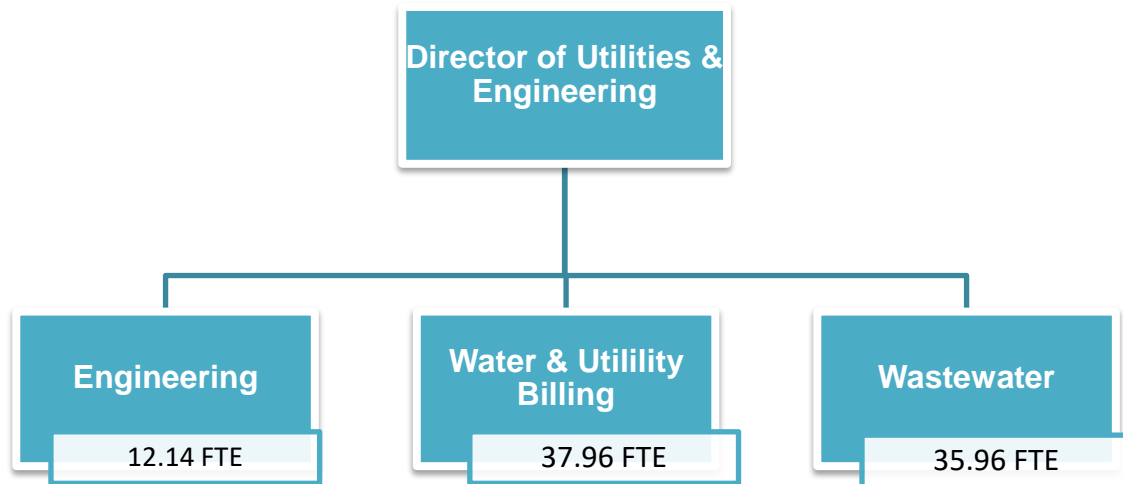
This page intentionally left blank.



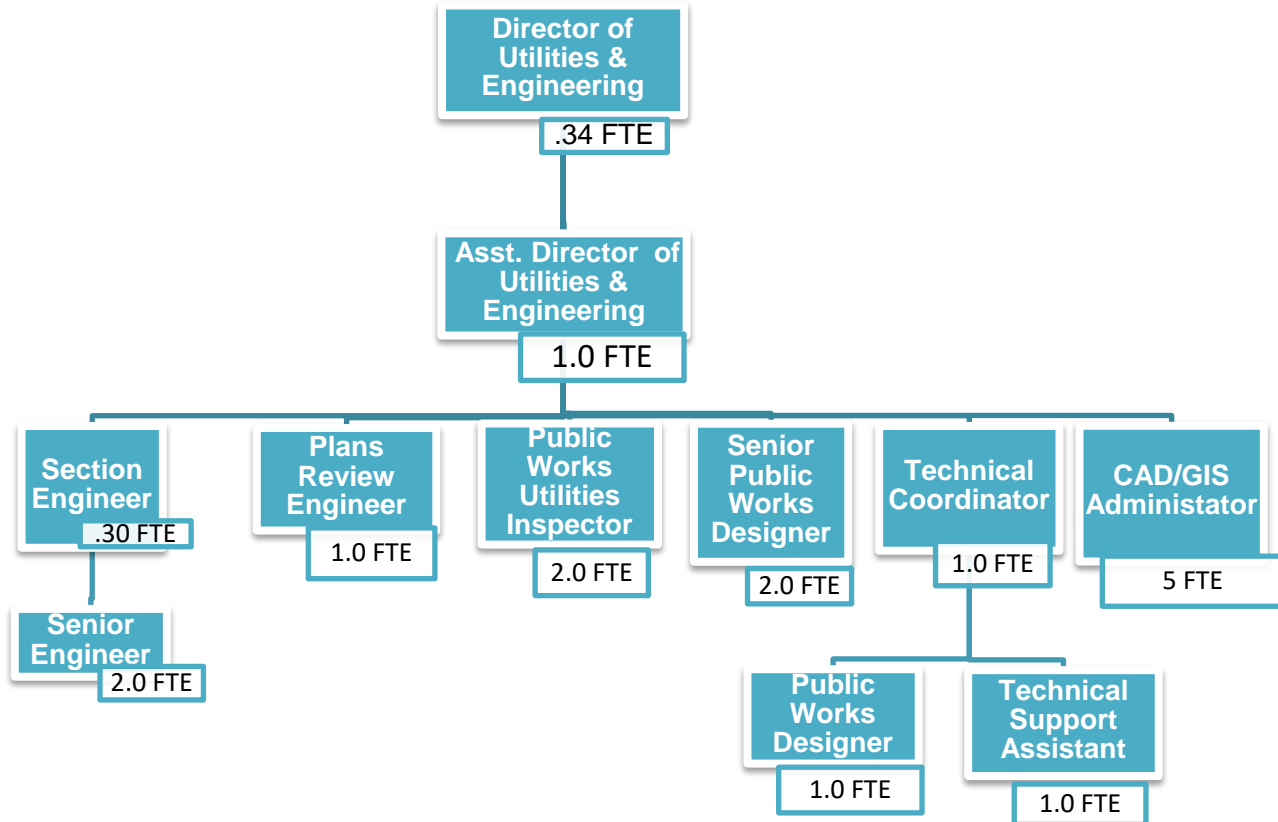
UTILITIES & ENGINEERING

*FY 2024 ADOPTED
OPERATING &
CAPITAL BUDGET*

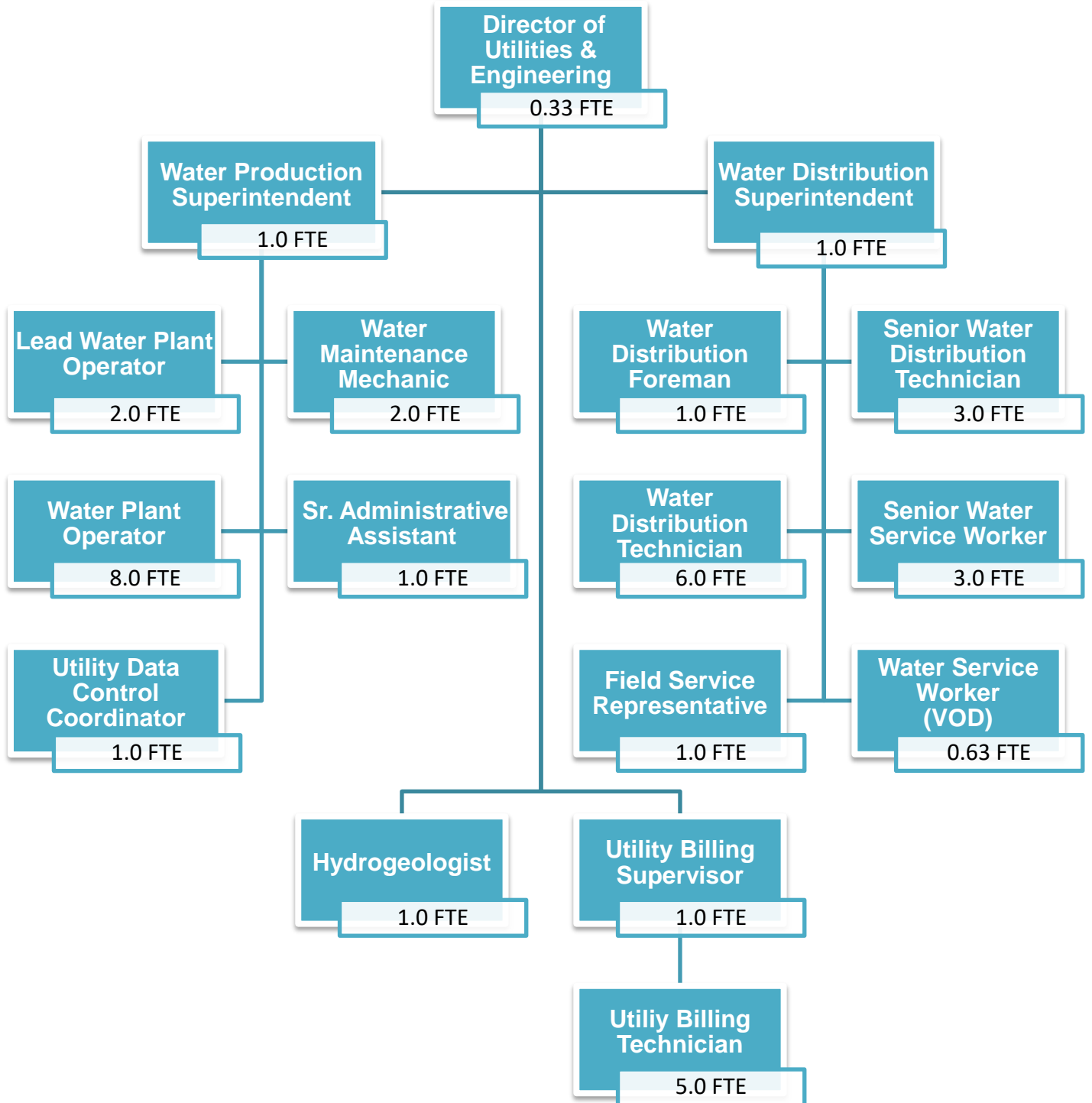
**City of Dunedin
Utilities & Engineering
86.06 FTE**



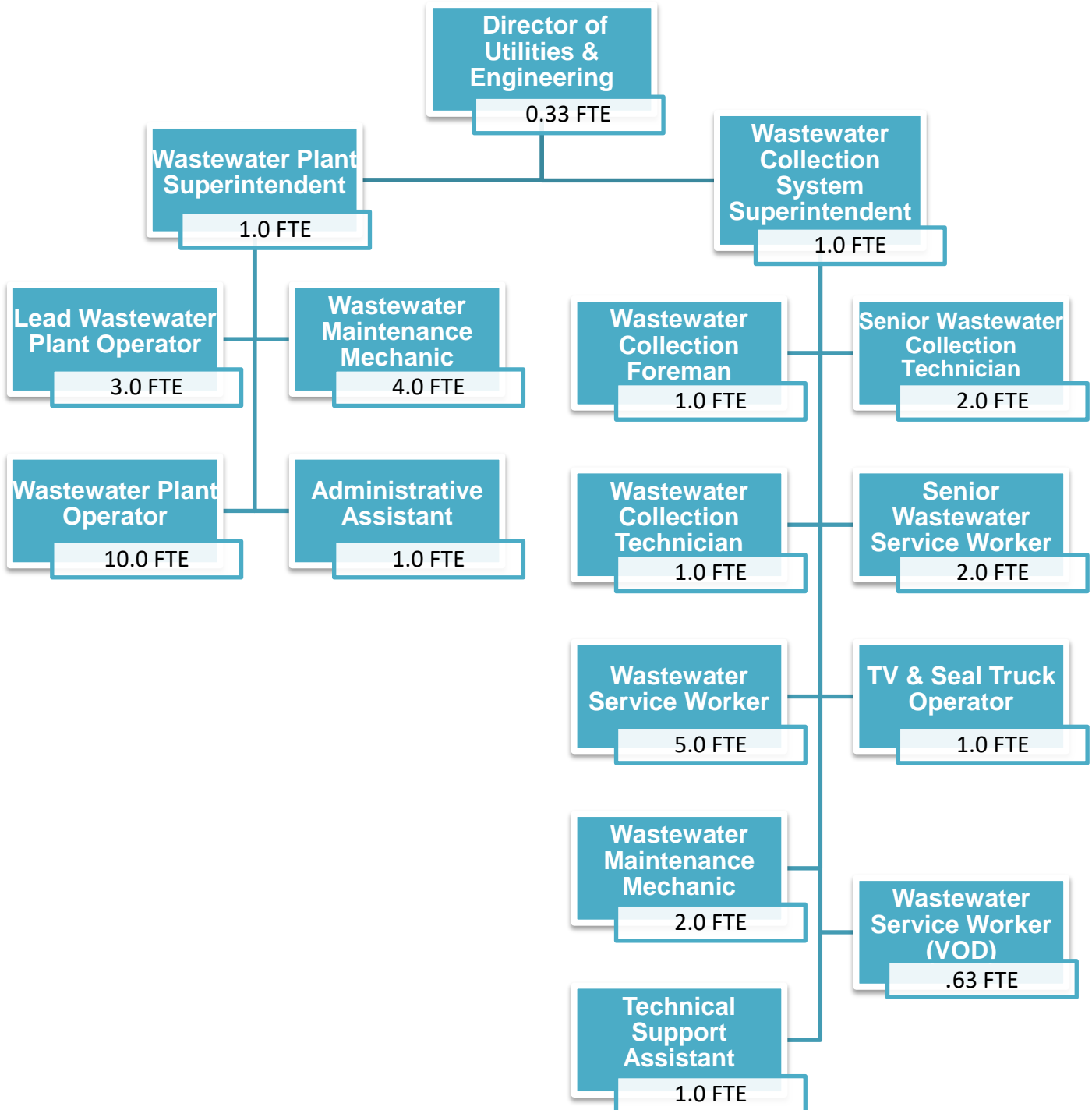
City of Dunedin Utilities & Engineering Engineering Division 12.14 FTE



**City of Dunedin
Utilities & Engineering
Water Division
37.96 FTE**



**City of Dunedin
Utilities & Engineering
Wastewater Division
35.96 FTE**





This page intentionally left blank.

UTILITIES & ENGINEERING

Champion Mission Statement

Provide long-range strategic planning for public works operations and capital project initiatives in order to deliver essential infrastructure assets and services to enhance the quality of life in Dunedin. Coordinate infrastructure maintenance and expansion in an effective and sustainable manner, consistent with City objectives and vision. Lead in cooperation with interagency governmental partnerships. Assure regulatory compliance of permitted facilities. Provide as-needed technical assistance to other City departments.

Current Services Summary

Utilities administration provides oversight of Engineering as well as the Water and Wastewater operational divisions of Utility Billing, Water Treatment, Distribution, Wastewater Treatment and Collections. Administration functions as liaison with other City departments and outside agencies.

Services performed by the Engineering Section include the planning and design of utilities, roadway, and stormwater projects, as well as miscellaneous capital projects for other departments. Work is accomplished by utilizing in-house staff, augmented by consultants as necessary, to deliver professional engineering services, construction project management oversight, and administration. Engineering staff also provide site/infrastructure permitting of private development projects. The division assist in City land use and utility system database development and maintenance.

The Water Division strives to efficiently and effectively provide high quality service to all potable and reclaimed water customers within the City, while conserving and protecting our groundwater resources. Continuous efforts are made to ensure the uninterrupted delivery of adequate quantities of water with the highest possible quality to meet the potable, irrigation, and fire flow needs of the system while fulfilling all of the requirements for compliance of the Safe Drinking Water Act. The treatment plant is staffed 24 hours a day, 7 days a week, 365 days a year, by operators licensed by the State of Florida. The Reverse Osmosis Water Treatment Plant has undergone a major refurbishment project and is currently completing restoration of all damage caused as result of a fire in September 2021. The Water Division consists of four programs: Administration, Water Production, Water Distribution, and Utility Billing.

The Water Production program operates the water treatment plant, wellfield, storage and pumping facilities to produce high quality drinking water to meet the continuous demands and needs of our customers. Production staff collects water samples for analysis and submits the results to various regulatory agencies for compliance. The Water Distribution program is responsible for distribution, maintenance, operations, health, and safety of the City's potable water. This includes maintenance, repair and replacement of the potable, reclaimed, and raw water mains, valves, fire hydrants, service line connections, meters, backflow assemblies, and other appurtenances owned or operated by the City, in addition to addressing customers concerns. The City has over 270 miles of underground distribution water mains, 1,200 fire hydrants, 1,200 hydrant valves, 3,900 potable valves, 1,300 reclaimed valves, 150 raw water valves, and 11,600 water service connections, meters, and backflow assemblies.

UTILITIES & ENGINEERING

Utility Billing (UB) prepares timely and accurate billings for Water, Sewer, Stormwater, Reclaimed Water, and Solid Waste services. In addition, this program also keeps customers informed as to rates, types of services available, and department policies and regulations pertaining to utility billing services.

The Wastewater Division provides for the health, safety, and welfare of the community through the performance of effective collection and treatment of wastewater in compliance with City, State, and Federal regulations in an efficient manner while delivering superior customer service and maintaining cost controls. The treatment plant is staffed 24 hours a day, 7 days a week, 365 days a year, by operators licensed by the State of Florida. The three programs within this Division include Administration, the Wastewater Treatment Plant (WWTP), and Wastewater Collections. The Administration program oversees all Wastewater Plant (treatment) and collection operations including record keeping, short/long range planning, and coordination with other departments and agencies, including regulatory agencies. Services include project coordination, supervision, and policy directives.

The Treatment Plant program provides continuous operation of the Wastewater Treatment Plant (WWTP). This includes the collection and analysis of required regulatory wastewater plant effluent samples relating to WWTP operation. Operation and maintenance of reclaimed water storage facilities and storage related instrumentation and control systems is also performed by this program. The Wastewater Collections program is responsible for collections, maintenance, operations, health, and safety of the City's sanitary sewer system. This includes cleaning, televising, repair, and replacement of gravity and force mains, service lines within the rights of way up to the property line, maintenance and repair of lift stations including: valves, piping, electrical control panels, telemetry, and other appurtenances owned or operated by the City.

UTILITIES & ENGINEERING

DEPARTMENT PERSONNEL SUMMARY

	ACTUAL FY 2021	ACTUAL FY 2022	BUDGET FY 2023	ADOPTED FY 2024	FTE CHG
Engineering	13.50	13.14	12.14	12.14	0.00
Water & Utility Billing	37.30	36.96	36.96	37.96	1.00
Wastewater Division	35.33	35.96	35.96	35.96	0.00
Total FTEs	86.13	86.06	85.06	86.06	1.00

DEPARTMENT EXPENSE SUMMARY BY SECTION & DIVISION

	ACTUAL FY 2021	ACTUAL FY 2022	BUDGET FY 2023	ADOPTED FY 2024	% CHG
Engineering					
Personnel					
Salaries	839,731	776,082	877,900	903,240	3%
Benefits	182,540	272,815	314,800	316,455	1%
Operating	259,767	246,676	129,937	146,743	13%
Capital	-	-	1,000	1,000	0%
Other	-	100,622	295,231	295,331	0%
Expense Cash Flow Subtotal	\$ 1,282,038	\$ 1,396,194	\$ 1,618,868	\$ 1,662,769	3%
Depreciation	11,145	12,388	36,482	8,982	-75%
Elim. Of Principal Pymts.	-	-	-	-	N/A
Elimination of Capital	-	-	(1,000)	(1,000)	0%
Total Expenses	\$ 1,293,183	\$ 1,408,582	\$ 1,654,350	\$ 1,670,751	1%

Water & Utility Billing

Personnel					
Salaries	2,007,354	2,015,952	2,230,050	2,306,095	3%
Benefits	782,196	826,794	933,500	928,266	-1%
Operating	3,027,145	3,795,541	4,484,500	4,929,213	10%
Capital	3,438,693	492,450	1,106,700	3,484,116	215%
Other	22	59,293	175,938	175,938	0%
Expense Cash Flow Subtotal	\$ 9,255,410	\$ 7,190,030	\$ 8,930,688	\$ 11,823,628	32%
Depreciation	2,443,282	2,352,516	4,339,075	2,230,175	-49%
Elim. Of Principal Pymts.	-	-	-	-	N/A
Elimination of Capital	(3,438,693)	(492,450)	(1,106,700)	(3,484,116)	215%
Total Expenses	\$ 8,260,000	\$ 9,050,097	\$ 12,163,063	\$ 10,569,687	-13%

UTILITIES & ENGINEERING

	ACTUAL FY 2021	ACTUAL FY 2022	BUDGET FY 2023	ADOPTED FY 2024	% CHG
Wastewater					
Personnel					
Salaries	1,802,721	1,844,123	2,032,938	2,263,539	11%
Benefits	630,649	746,081	827,400	859,435	4%
Operating	4,214,085	4,500,557	4,690,926	5,896,954	26%
Capital	1,392,337	2,362,394	7,790,452	15,116,726	94%
Other	2,185,290	1,500,069	4,966,919	4,651,619	-6%
Expense Cash Flow Subtotal	\$ 10,225,082	\$ 10,953,224	\$ 20,308,635	\$ 28,788,273	42%
Depreciation	1,551,136	1,452,574	1,675,723	1,439,523	-14%
Elim. Of Principal Pymts.	(1,090,273)	(1,131,851)	(3,486,800)	(3,546,900)	2%
Elimination of Capital	(1,392,337)	(2,362,394)	(7,790,452)	(15,116,726)	94%
Total Expenses	\$ 9,293,608	\$ 8,911,553	\$ 10,707,106	\$ 11,564,170	8%
TOTAL DEPARTMENT EXPENSES	\$ 18,846,791	\$ 19,370,231	\$ 24,524,519	\$ 23,804,608	-3%

FUNDING SOURCES

	ACTUAL FY 2021	ACTUAL FY 2022	BUDGET FY 2023	ADOPTED FY 2024	% CHANGE
County Gas Tax Fund	-	-	-	-	N/A
Water/Wastewater Fund	18,846,791	19,370,231	24,524,519	23,804,608	-3%
Stormwater Fund	-	-	-	-	N/A
TOTAL DEPARTMENT FUNDING	\$ 18,846,791	\$ 19,370,231	\$ 24,524,519	\$ 23,804,608	-3%

ENGINEERING DIVISION

Budget Highlights, Service Changes and Proposed Efficiencies

The Engineering Division expenses are expected to increase by 5% in FY 2024 for labor as a result of the Classification and Compensation Study. No increase in FTE's is anticipated.

DIVISION PERSONNEL SUMMARY

	ACTUAL FY 2021	ACTUAL FY 2022	BUDGET FY 2023	ADOPTED FY 2024	FTE CHANGE
Engineering	13.50	13.14	12.14	12.14	0.00
Total FTEs	13.50	13.14	12.14	12.14	0.00

Major Operating (\$25,000 or more)

Traffic Eng. Consulting Services	\$ 48,400	Water/Wastewater Fund
Design & Construction Staff Augmentation	\$ 26,000	Water/Wastewater Fund
Consultant Contracts	\$ 25,000	Water/Wastewater Fund

Major Capital (\$25,000 or more)

None

Major Other (\$25,000 or more)

Transfer for Engineering Contribution to City Hall	\$ 295,300	Water/Wastewater Fund
--	------------	-----------------------



Reverse Osmosis Water Treatment Plant - Reconstruction / Restoration Project

ENGINEERING DIVISION

DIVISION EXPENDITURE SUMMARY BY COST CENTER

	ACTUAL FY 2021	ACTUAL FY 2022	BUDGET FY 2023	ADOPTED FY 2024	% CHANGE
Engineering					
Personnel					
Salaries	839,731	776,082	877,900	903,240	3%
Benefits	182,540	272,815	314,800	316,455	1%
Operating	259,767	246,676	129,937	146,743	13%
Capital	-	-	1,000	1,000	0%
Other	-	100,622	295,231	295,331	0%
Expense Cash Flow Subtotal	\$ 1,282,038	\$ 1,396,194	\$ 1,618,868	\$ 1,662,769	3%
Depreciation	11,145	12,388	36,482	8,982	-75%
Elim. Of Principal Pymts.	-	-	-	-	N/A
Elimination of Capital	-	-	(1,000)	(1,000)	0%
Total Expenses	\$ 1,293,183	\$ 1,408,582	\$ 1,654,350	\$ 1,670,751	1%

FUNDING SOURCES

	ACTUAL FY 2021	ACTUAL FY 2022	BUDGET FY 2023	ADOPTED FY 2024	% CHANGE
Water/Wastewater Fund	1,293,183	1,408,582	1,654,350	1,670,751	1%
TOTAL SECTION FUNDING	\$ 1,293,183	\$ 1,408,582	\$ 1,654,350	\$ 1,670,751	1%

PERFORMANCE MEASURES

	ACTUAL FY 2021	ACTUAL FY 2022	BUDGET FY 2023	ESTIMATED FY 2023	ADOPTED FY 2024
Number of projects researched/discussed at DRC meetings	16	10	14	11	13
Number of site/infrastructure plan sets submitted for review	12	4	8	5	7
Percent of reviews performed within the recommended time frame	89%	100%	90%	100%	100%



Reverse Osmosis Water Treatment Plant - Reconstruction / Restoration Project

WATER & UTILITY BILLING DIVISION

Budget Highlights, Service Changes and Proposed Efficiencies

Essential operating expenses such as electricity, chemicals, equipment and labor are projected to remain volatile and continue to increase 2024. The recently completed design/build Water Treatment Plant (WTP) Refurbishment project addressed the majority of the recommended projects at the treatment facility. However, the fire at the WTP impacted much of this work and fire restoration is ongoing. The remaining Master Plan identified projects address maintenance, replacement and/or restoration of aging infrastructure in the wellfield, raw water piping system and distribution system.

The WTP Refurbishment project is funded by state revolving loan funds (SRF) to leverage favorable SRF interest rates. A Water/Sewer rate sufficiency study was completed in FY 2021. The City Commission approved a five year plan, starting with 4.5% increase in FY 2021, followed by indexed rates annually at 6%, through FY 2025 (October 1, 2024).



DIVISION PERSONNEL SUMMARY

	ACTUAL FY 2021	ACTUAL FY 2022	BUDGET FY 2023	ADOPTED FY 2024	FTE CHANGE
Water Administration	3.33	3.33	3.33	3.33	0.00
Water Production	12.00	12.00	12.00	13.00	1.00
Water Distribution	15.63	15.63	15.63	15.63	0.00
Utility Billing	6.34	6.00	6.00	6.00	0.00
Total FTEs	37.30	36.96	36.96	37.96	1.00

Major Operating (\$25,000 or more)

Admin Fee	\$ 776,200	Water/Wastewater Fund
Bond Services	\$ 25,500	Water/Wastewater Fund
Waterline Upgrades	\$ 300,000	Water/Wastewater Fund
Drinking Water Treatment Chemicals	\$ 344,000	Water/Wastewater Fund
R&M of Water/Reclaimed Distrib System	\$ 120,000	Water/Wastewater Fund
Generator PM and Repair	\$ 25,000	Water/Wastewater Fund
Diesel for Generators	\$ 35,000	Water/Wastewater Fund
RO Plant Equipment	\$ 105,000	Water/Wastewater Fund
Wellfield Maint. & Rehabilitation	\$ 132,000	Water/Wastewater Fund
ENCO Services	\$ 112,500	Water/Wastewater Fund
AMR-AMI, HRE Cellular, Retro Fitting Registers for Metc	\$ 215,000	Water/Wastewater Fund
Gate Modification and Offsite Camera installation	\$ 30,000	Water/Wastewater Fund
Credit Card Fees	\$ 169,000	Water/Wastewater Fund
Instrumentation Replacement	\$ 30,000	Water/Wastewater Fund
Operating Supplies: Paint, Reagents, Lab Supplies	\$ 60,000	Water/Wastewater Fund
Windows & Doors for Admin Building	\$ 50,000	Water/Wastewater Fund
Contract Compliance Lab Analysis Fees	\$ 40,000	Water/Wastewater Fund
Granular Activated Carbon	\$ 180,000	Water/Wastewater Fund
Micron Cartridge Filters	\$ 82,620	Water/Wastewater Fund
Rate Study	\$ 60,000	Water/Wastewater Fund

WATER & UTILITY BILLING DIVISION

Major Capital (\$25,000 or more)

Bayshore Blvd Water Main Replacement	\$ 679,416	Water/Wastewater Fund
Patricia Avenue Water Main Replacement	\$ 450,000	Water/Wastewater Fund
Virginia Street Water Main Replacement	\$ 2,000,000	Water/Wastewater Fund

Major Other (\$25,000 or more)

Transfer for Utility Billing Dept's contribution to City Hall	\$ 173,400	Water/Wastewater Fund
---	------------	-----------------------

DIVISION EXPENDITURE SUMMARY BY COST CENTER

	ACTUAL FY 2021	ACTUAL FY 2022	BUDGET FY 2023	ADOPTED FY 2024	% CHANGE
Administration					
Personnel					
Salaries	229,704	243,323	255,300	250,200	-2%
Benefits	83,037	92,479	95,900	83,500	-13%
Operating	904,700	1,026,482	1,179,043	1,357,311	15%
Capital	-	-	-	-	N/A
Other	-	45	19	19	0%
Expense Cash Flow Subtotal	\$ 1,217,441	\$ 1,362,330	\$ 1,530,262	\$ 1,691,030	11%
Depreciation	24,667	25,326	25,454	24,054	-6%
Elim. Of Principal Pymts.	-	-	-	-	N/A
Elimination of Capital	-	-	-	-	N/A
Total Expenses	\$ 1,242,108	\$ 1,387,656	\$ 1,555,716	\$ 1,715,084	10%
Water Production					
Personnel					
Salaries	782,521	758,550	843,800	893,813	6%
Benefits	243,073	249,535	299,700	278,336	-7%
Operating	1,127,043	1,425,063	2,023,867	2,115,036	5%
Capital	3,051,355	31,700	575,000	-	-100%
Other	-	-	-	-	N/A
Expense Cash Flow Subtotal	\$ 5,203,992	\$ 2,464,848	\$ 3,742,367	\$ 3,287,185	-12%
Depreciation	1,503,872	1,476,300	2,764,700	1,462,700	-47%
Elim. Of Principal Pymts.	-	-	-	-	N/A
Elimination of Capital	(3,051,355)	(31,700)	(575,000)	-	-100%
Total Expenses	\$ 3,656,509	\$ 3,909,448	\$ 5,932,067	\$ 4,749,885	-20%
Water Distribution					
Personnel					
Salaries	747,528	775,488	851,200	866,504	2%
Benefits	325,860	349,278	377,700	399,575	6%
Operating	732,898	1,014,409	911,640	1,061,936	16%
Capital	387,338	460,750	531,700	3,484,116	555%
Other	-	-	-	-	N/A
Expense Cash Flow Subtotal	\$ 2,193,625	\$ 2,599,924	\$ 2,672,240	\$ 5,812,131	118%
Depreciation	914,744	849,717	1,547,700	742,200	-52%
Elim. Of Principal Pymts.	-	-	-	-	N/A
Elimination of Capital	(387,338)	(460,750)	(531,700)	(3,484,116)	555%
Total Expenses	\$ 2,721,030	\$ 2,988,891	\$ 3,688,240	\$ 3,070,215	-17%

WATER & UTILITY BILLING DIVISION

	ACTUAL FY 2021	ACTUAL FY 2022	BUDGET FY 2023	ADOPTED FY 2024	% CHANGE
Utility Billing					
Personnel					
Salaries	247,601	238,591	279,750	295,578	6%
Benefits	130,226	135,501	160,200	166,855	4%
Operating	262,504	329,587	369,950	394,930	7%
Capital	-	-	-	-	N/A
Other	22	59,248	175,919	175,919	0%
Expense Cash Flow Subtotal	\$ 640,353	\$ 762,928	\$ 985,819	\$ 1,033,282	5%
Depreciation	-	1,174	1,221	1,221	0%
Elim. Of Principal Pymts.	-	-	-	-	N/A
Elimination of Capital	-	-	-	-	N/A
Total Expenses	\$ 640,353	\$ 764,101	\$ 987,040	\$ 1,034,503	5%
TOTAL DIVISION EXPENSES	\$ 8,260,000	\$ 9,050,097	\$ 12,163,063	\$ 10,569,687	-13%

FUNDING SOURCES

	ACTUAL FY 2021	ACTUAL FY 2022	BUDGET FY 2023	ADOPTED FY 2024	% CHANGE
Water/Wastewater Fund	8,260,000	9,050,097	12,163,063	10,569,687	-13%
TOTAL DIVISION FUNDING	\$ 8,260,000	\$ 9,050,097	\$ 12,163,063	\$ 10,569,687	-13%

PERFORMANCE MEASURES

	ACTUAL FY 2021	ACTUAL FY 2022	BUDGET FY 2023	ESTIMATED FY 2023	ADOPTED FY 2024
Water produced by treatment plant – (mgd)	3.6	3.5	3.6	3.7	3.7
Raw Water Augmentation of Reclaim System – (mg)	32.2	34.1	up to 60.0	26	30
Monthly distribution bacteriological samples collected	636	636	636	636	636
Precautionary Boil Water Notices	12	11	0	10	10
Inspect 100% of the Potable and Reclaimed Backflows	100%	100%	100%	100%	100%
Test 100% of the Large Meters	100%	100%	100%	100%	100%

WASTEWATER DIVISION

Budget Highlights, Service Changes and Proposed Efficiencies

Essential operating expenses such as electricity, chemicals, equipment and labor are projected to remain volatile and continue to increase 2024. The Wastewater Master Plan for renewal and replacement (R&R) of aging infrastructure is being implemented. A number of large CIP projects have been designed and are planned for constructed over the next couple of years. However, the schedule for awarding and constructing the planned improvements has been extended due to higher than anticipated bids and construction costs.

The City has secured state revolving loan funds (SRF) to leverage favorable SRF interest rates for a number of R&R projects at the treatment facility and within the wastewater collection system. Additionally, The Florida Division of Emergency Management, through the Federal Emergency Management Agency (FEMA), has prioritized Lift Station (LS) Nos. 20 & 32 for Tier 1 grants through the Hazard Mitigation Grant Program. Design has been completed for both of these lift station replacement projects. LS No. 20 was awarded for construction in FY 2023 and construction will continue through FY 2024. Final approval of the LS No. 32 design by the state, award and initiation of construction of this project is anticipated in FY 2024.

A Water/Sewer rate sufficiency analysis was completed in FY 2021. The City Commission approved a five year plan, starting with the 4.5% increase in FY 2021, followed by indexed rates annually at 6%, through FY 2025 (October 1, 2024).

Additionally, a request for a variable on-demand employee has been requested this year primarily work on Wastewater GIS and ESRI field attributes and utility locates.



Pictured above - City of Dunedin , Lift Station #8 Standby Emergency Pump



Wastewater Treatment Plant- North Clarifier

DIVISION PERSONNEL SUMMARY						
	ACTUAL	ACTUAL	BUDGET	ADOPTED	FTE	
	FY 2021	FY 2022	FY 2023	FY 2024	CHANGE	
Wastewater Administration	1.33	1.33	1.33	1.33	0.00	
WW Treatment	18.00	18.00	18.00	18.00	0.00	
WW Collection	16.00	16.63	16.63	16.63	0.00	
Total FTEs	35.33	35.96	35.96	35.96	0.00	

WASTEWATER DIVISION

Major Operating (\$25,000 or more)

Admin Fee	\$ 1,029,000	Water/Wastewater Fund
Advanced Environmental Labs	\$ 52,500	Water/Wastewater Fund
AMS Biosolids Hauling Contract	\$ 532,000	Water/Wastewater Fund
WWTP General Repair/Maintenance	\$ 71,371	Water/Wastewater Fund
Maintenance: 12 Reuse Pumps Supply Flow/PSI	\$ 35,850	Water/Wastewater Fund
R & M of 11 Bldgs. WWTP/Reclaim Tanks	\$ 30,274	Water/Wastewater Fund
WWTP Process & Facility Equipment	\$ 500,000	Water/Wastewater Fund
Engineering Services for Permit Renewal	\$ 65,000	Water/Wastewater Fund
Methanol	\$ 152,340	Water/Wastewater Fund
Chlorine	\$ 168,000	Water/Wastewater Fund
Sodium Bisulfite	\$ 41,129	Water/Wastewater Fund
Aluminum Sulfate	\$ 99,000	Water/Wastewater Fund
Polymer	\$ 31,395	Water/Wastewater Fund
Fuel Adjustment on Chemicals	\$ 49,186	Water/Wastewater Fund
Emergency Generator Fuel	\$ 30,000	Water/Wastewater Fund
Manhole Repair	\$ 100,000	Water/Wastewater Fund
Additional I&I Technology Repair	\$ 100,000	Water/Wastewater Fund
Lift Station R & R	\$ 170,000	Water/Wastewater Fund
Sewer Line R & M	\$ 120,000	Water/Wastewater Fund
Collections Equipment & MH Lining Equipment	\$ 60,000	Water/Wastewater Fund
Direct Potable Reuse Pilot Study	\$ 200,000	Water/Wastewater Fund
Rate Study	\$ 60,000	Water/Wastewater Fund

Major Capital (\$25,000 or more)

Wastewater Plant Admin Building Hardening/Reno	\$ 110,000	Water/Wastewater Fund
Wastewater Plant Admin Building Hardening/Windows	\$ 250,000	Water/Wastewater Fund
WWTP Facility 8 Filter Media and Basin Rehab	\$ 1,650,000	Water/Wastewater Fund
WWTP Electrical Upgrade	\$ 9,030,943	Water/Wastewater Fund
WWTP SCADA System Upgrade	\$ 970,241	Water/Wastewater Fund
Pipe Lining Project	\$ 1,000,000	Water/Wastewater Fund
LS # 32 Repair & Replacement	\$ 800,000	Water/Wastewater Fund
Lofty Pines Septic to Sewer	\$ 1,185,542	Water/Wastewater Fund
Wastewater Lift stations Rehabilitation	\$ 900,000	Water/Wastewater Fund
Wastewater Lift stations Pump Replacement	\$ 150,000	Water/Wastewater Fund
Wastewater Collections ByPass Pump	\$ 80,000	Water/Wastewater Fund

Major Other (\$25,000 or more)

Ser 2012 W/S Ref Rev Debt Payment	\$ 1,238,200	Water/Wastewater Fund
SRF Loan Debt Payment	\$ 2,308,700	Water/Wastewater Fund
Septic Tank Abatement Incentives	\$ 35,000	Water/Wastewater Fund

WASTEWATER DIVISION

DIVISION EXPENDITURE SUMMARY BY COST CENTER

	ACTUAL FY 2021	ACTUAL FY 2022	BUDGET FY 2023	ADOPTED FY 2024	% CHANGE
Administration					
Personnel					
Salaries	75,360	90,282	92,600	99,871	8%
Benefits	37,331	42,804	41,400	37,400	-10%
Operating	1,081,596	1,143,198	1,226,248	1,770,888	44%
Capital	-	-	-	-	N/A
Other	2,185,290	1,500,069	4,616,919	4,616,619	0%
Expense Cash Flow Subtotal	\$ 3,379,578	\$ 2,776,353	\$ 5,977,167	\$ 6,524,778	9%
Depreciation	10,699	9,782	9,923	7,423	-25%
Elim. Of Principal Pymts.	(1,090,273)	(1,131,851)	(3,486,800)	(3,546,900)	2%
Elimination of Capital	-	-	-	-	N/A
Total Expenses	\$ 2,300,004	\$ 1,654,284	\$ 2,500,290	\$ 2,985,301	19%
WW Treatment					
Personnel					
Salaries	1,010,223	998,537	1,100,438	1,172,187	7%
Benefits	345,543	388,812	428,600	435,995	2%
Operating	2,229,764	2,471,334	2,346,217	2,980,883	27%
Capital	478,003	138,422	5,062,000	11,851,184	134%
Other	-	-	-	-	N/A
Expense Cash Flow Subtotal	\$ 4,063,533	\$ 3,997,106	\$ 8,937,255	\$ 16,440,249	84%
Depreciation	823,830	745,576	826,700	786,300	-5%
Elim. Of Principal Pymts.	-	-	-	-	N/A
Elimination of Capital	(478,003)	(1,438,148)	(5,062,000)	(11,851,184)	134%
Total Expenses	\$ 4,409,360	\$ 3,304,534	\$ 4,701,955	\$ 5,375,365	14%
WW Collections					
Personnel					
Salaries	717,138	755,303	839,900	991,481	18%
Benefits	247,775	314,465	357,400	386,040	8%
Operating	902,724	886,025	1,118,461	1,145,183	2%
Capital	914,335	2,223,972	2,728,452	3,265,542	20%
Other	-	-	350,000	35,000	-90%
Expense Cash Flow Subtotal	\$ 2,781,972	\$ 4,179,765	\$ 5,394,213	\$ 5,823,246	8%
Depreciation	716,607	697,216	839,100	645,800	-23%
Elim. Of Principal Pymts.	-	-	-	-	N/A
Elimination of Capital	(914,335)	(924,247)	(2,728,452)	(3,265,542)	20%
Total Expenses	\$ 2,584,244	\$ 3,952,734	\$ 3,504,861	\$ 3,203,504	-9%
TOTAL DIVISION EXPENSES	\$ 9,293,608	\$ 8,911,553	\$ 10,707,106	\$ 11,564,170	8%



WASTEWATER DIVISION**FUNDING SOURCES**

	ACTUAL FY 2021	ACTUAL FY 2022	BUDGET FY 2023	ADOPTED FY 2024	% CHANGE
Water/Wastewater Fund	9,293,608	8,911,553	10,707,106	11,564,170	8%
TOTAL DIVISION FUNDING	\$ 9,293,608	\$ 8,911,553	\$ 10,707,106	\$ 11,564,170	8%

PERFORMANCE MEASURES

	ACTUAL FY 2021	ACTUAL FY 2022	BUDGET FY 2023	ESTIMATED FY 2023	ADOPTED FY 2024
Televise 10% of the Sewer Lines	47,598	82,930	50,000	80,000	50,000
Clean 20% of the Sewer Lines	55,370	107,312	80,000	85,000	75,000



This page intentionally left blank.



CAPITAL IMPROVEMENTS PLAN

*FY 2024 ADOPTED
OPERATING &
CAPITAL BUDGET*



This Page Intentionally Left Blank

Capital Improvements Plan Overview

The following section identifies capital outlay and major operating expenses for the FY 2023 Capital Budget and five-year projection. Identifying and budgeting for these large one-time expenses serves as the cornerstone of the annual budget cycle. The Capital Improvements Plan (CIP) is a multi-year plan that identifies the specific steps the City will take to ensure the provision of new and existing facilities and services. Each project is aligned with one or more of the **EPIC! Goals**, as identified by the City Commission.

Scope of the CIP

Projects included in the City of Dunedin's CIP projects are anticipated to cost \$25,000 or more and/or will last five (5) or more years. All City Departments are involved in the collaborative effort of proposing and developing project scopes. The leadership team is comprised of the City Manager, Deputy City Manager, and Department Heads, who reach consensus on the CIP schedule based on fund availability, project timing, and alignment with Dunedin's **EPIC! Goals**.

Impact to the Operating Budget

Improvement projects that do not increase annual operations maintenance costs, such as road maintenance, water and stormwater drainage, and facility improvements, are ongoing obligations that are included in the City's normal Operating Budget. Projects for replacements of facilities that do not require increased or enhanced services similarly have no impact on the City's normal Operating Budget.

A number of Capital Improvement Projects will have operating impact on future years. The table below summarizes the impact by fund and project name. Future year operating impact from Capital Improvement Projects is included on the request forms beginning on page 270 for the following projects:

FUND	FY 2024	FY 2025	FY 2026	FY 2027	FY 2028	FY 2029	Total
General Fund							
Midtown Parking Facility	\$ -	\$ 45,000	\$ 45,000	\$ 45,000	\$ 45,000	\$ 45,000	\$ 225,000
Logistics Storage Building	\$ -	\$ 1,200	\$ 1,200	\$ 1,200	\$ 1,200	\$ 1,200	\$ 6,000
General Fund Total	\$ -	\$ 46,200	\$ 46,200	\$ 46,200	\$ 46,200	\$ 46,200	\$ 231,000
Water/Wastewater Fund							
Wastewater Collections Bypass Pump	\$ 300	\$ 300	\$ 300	\$ 300	\$ 300	\$ 300	\$ 1,800
Water/Wastewater Fund Total	\$ 300	\$ 300	\$ 300	\$ 300	\$ 300	\$ 300	\$ 1,800
Stormwater Fund							
North Douglas Inline Storm Check Valve	\$ -	\$ -	\$ 1,000	\$ 1,100	\$ 1,100	\$ 1,100	\$ 4,300
Stormwater Fund Total	\$ -	\$ -	\$ 1,000	\$ 1,100	\$ 1,100	\$ 1,100	\$ 4,300
TOTAL OPERATING IMPACT	\$ 300	\$ 46,500	\$ 47,500	\$ 47,600	\$ 47,600	\$ 47,600	\$ 237,100

Project Evaluation Criteria

When considering projects for inclusion, an alliance with one or more guiding principles assists prioritization and implementation efforts:

Economic Development

Diversify the local economy by encouraging entrepreneurship, small business growth, corridor enhancements and mixed-use projects to increase the City's tax base, create jobs, and generate revenue. Work with the private real estate community and Dunedin's local partners to provide housing opportunities that support economic growth and produce housing for all income ranges.

Fiscal Sustainability

Ensure the fiscal sustainability of the City in order to meet the needs of the community in the delivery of services.

Build, Restore, and Maintain Infrastructure

Improve upon infrastructure reliability through sound stewardship principles and practices, which must be compatible with our environment and scalable to the realities of fiscal constraints.

Internal Operations & Services

Create new policies to address future service needs based on standards, best business practices, legal safeguards and fiscal sustainability. Embrace emerging technologies and trends in government to leverage operational efficiencies.

Community Relationships

Employ a proactive strategy of effective communication by building positive and authentic relationships within the community with key individuals, groups and organizations. Make sensitivity to community concerns and issues pervasive throughout the organization by incorporating citizen engagement tools that utilize technology, ensuring public feedback is easily accessible to all.

Human Resources

Nurture and retain a highly qualified, professional and diverse workforce that is service-driven, responsive and effective in accomplishing the mission of the City.

Environmental Sustainability

Take a leadership position in environmental stewardship by promoting green building, converting to solar energy, adopting a climate action plan, maintaining a green city rating and integrating sustainability into City operations.

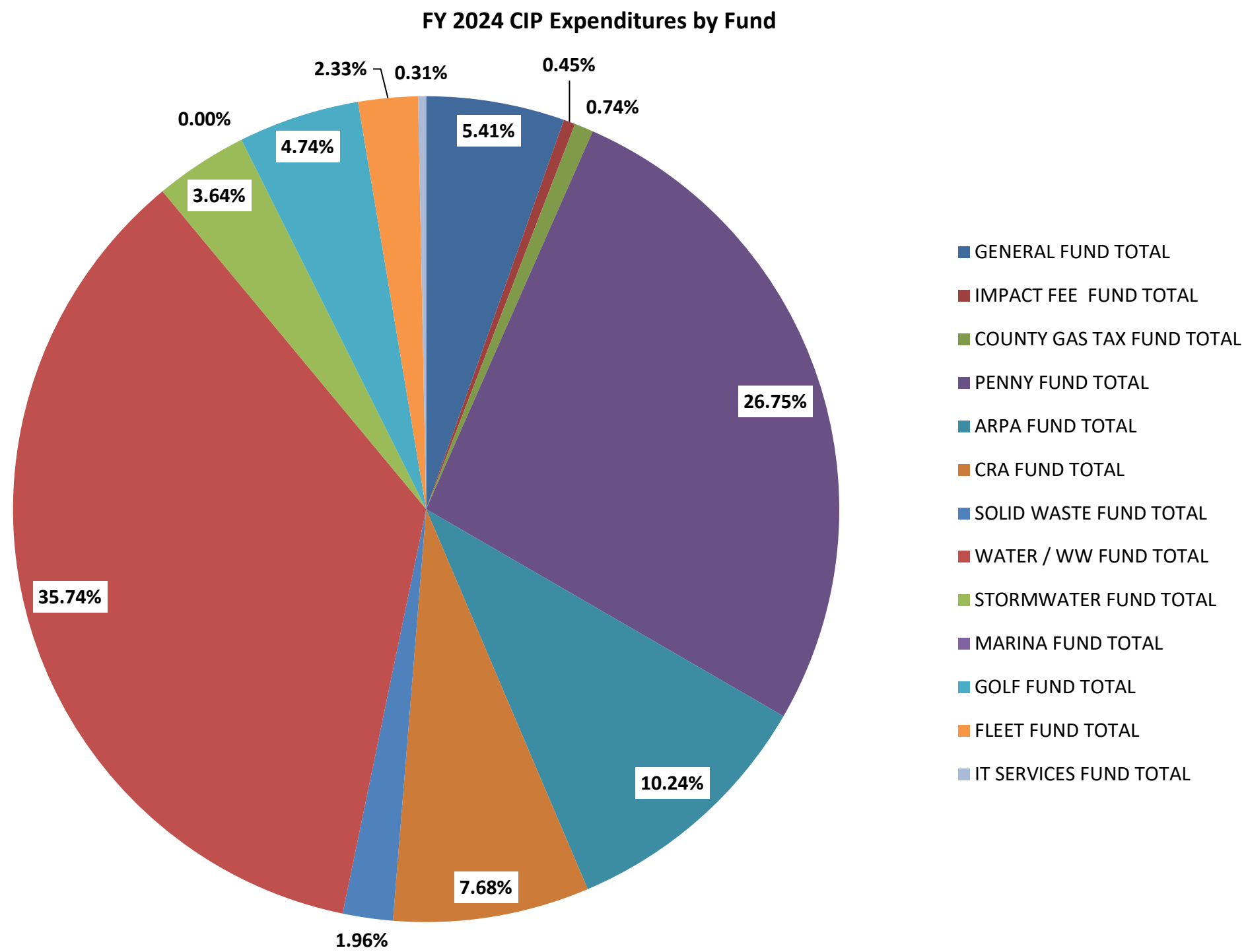
The pages that follow provide summaries of each known project that meets the CIP criteria:

- (1) Cost of \$25,000 or more;
- (2) Useful life of five (5) or more years; and
- (3) Expense incurred during the FY 2024 Capital Budget and five-year projection.

Based on the direction of the City Commission, the first year of the CIP comprises a majority of the City's capital budget for the upcoming fiscal year. The CIP is reviewed annually, with the slate of projects for the upcoming year being refined and projects in future years programmed as they are identified.

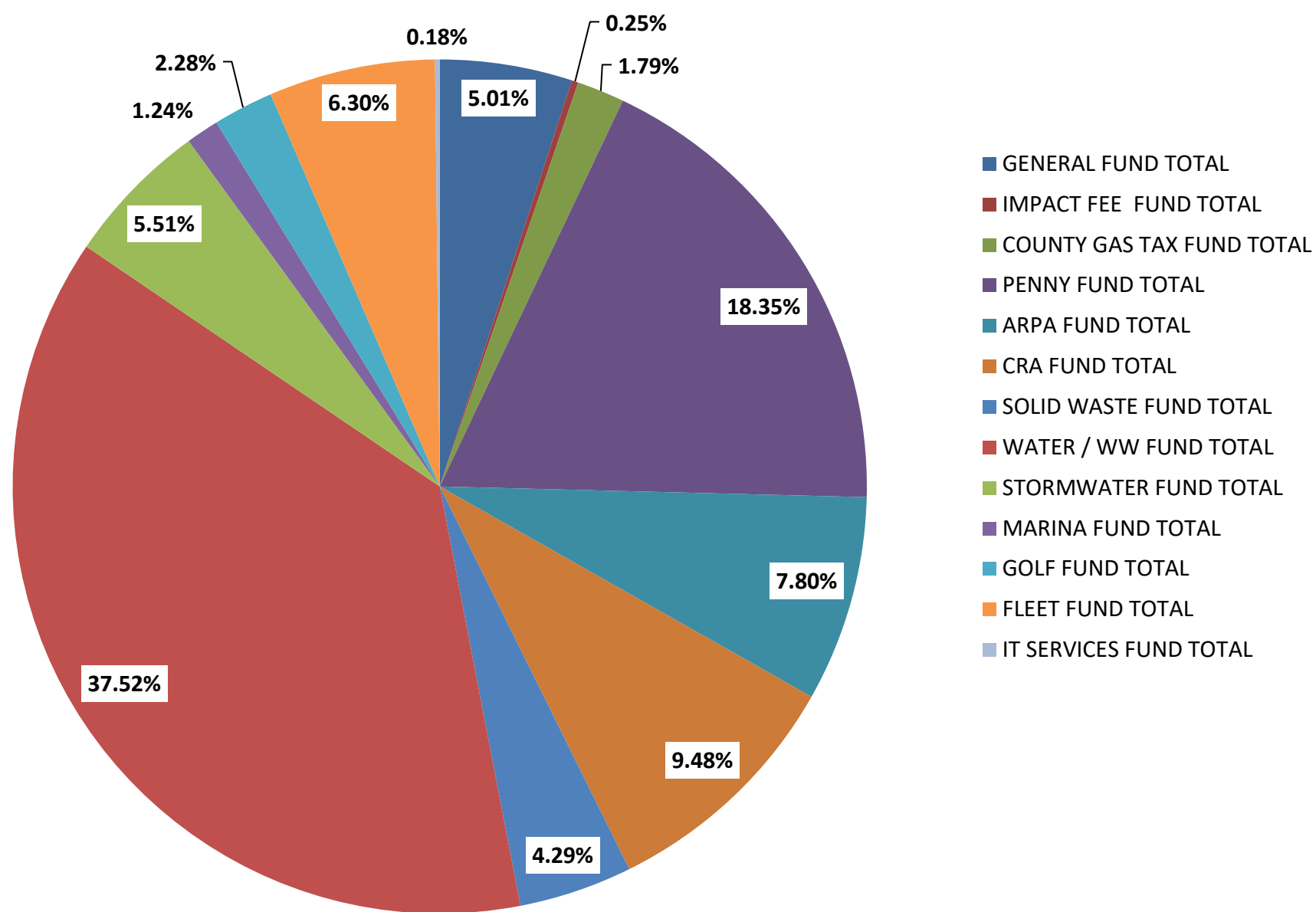


Summary of FY 2024 - 2029 Capital Improvement Projects by fund		
Fund	FY23 Carryforward	FY24
GENERAL FUND TOTAL	-	2,856,134
IMPACT FEE FUND TOTAL	-	240,000
COUNTY GAS TAX FUND TOTAL	-	390,000
PENNY FUND TOTAL	-	14,114,138
ARPA FUND TOTAL	4,000,000	5,404,660
CRA FUND TOTAL	15,000	4,051,941
SOLID WASTE FUND TOTAL	-	1,034,000
WATER / WW FUND TOTAL	3,410,042	18,856,142
STORMWATER FUND TOTAL	-	1,920,000
MARINA FUND TOTAL	-	-
GOLF FUND TOTAL	-	2,500,000
FLEET FUND TOTAL	-	1,228,291
IT SERVICES FUND TOTAL	-	165,000
FY 2024 - FY 2029 CAPITAL IMPROVEMENT PLAN TOTAL COSTS	\$ 7,425,042	\$ 52,760,306



Summary of FY 2024 - 2029 Capital Improvement Projects by EPIC! Goal					
FY25	FY26	FY27	FY28	FY29	Six Year Planning Period
1,908,780	550,719	315,000	205,000	205,000	6,040,633
60,000	-	-	-	-	300,000
395,000	345,000	345,000	345,000	345,000	2,165,000
3,741,000	1,281,000	1,081,000	1,081,000	830,000	22,128,138
-	-	-	-	-	9,404,660
5,522,316	200,000	550,000	900,000	200,000	11,439,257
1,257,200	672,600	709,300	454,931	1,051,100	5,179,131
4,535,000	3,960,000	2,730,000	2,830,000	8,930,000	45,251,184
1,150,000	2,100,000	600,000	670,000	200,000	6,640,000
750,000	-	750,000	-	-	1,500,000
250,000	-	-	-	-	2,750,000
1,698,000	1,742,661	1,306,890	467,429	1,156,575	7,599,846
50,000	-	-	-	-	215,000
\$ 21,317,296	\$ 10,851,980	\$ 8,387,190	\$ 6,953,360	\$ 12,917,675	\$ 120,612,849

FY 2024 - 2029 CIP Expenditures by Fund



Projects with multiple funding sources are shaded in gray.

FY 2024 - 2029 Capital Improvement Projects by Fund						
GOAL #	Project Name	Project Status	Lead Department	Fund	FY23 Carryforward	FY24
1	ADA 15 Passenger Van	Existing	Parks & Recreation	General	-	Future Year Impact
1	Athletic Field Renovation	Existing	Parks & Recreation	Penny	-	Future Year Impact
1	Batting Cage Renovation	New	Parks & Recreation	General	-	50,000
2	Boat Club Foundation Leveling / Repairs	New	City Manager	General	-	25,000
1	Causeway Restroom Renovation	New	Parks & Recreation	General	-	100,000
4	Citywide HVAC Replacements - Community Center	Existing	PW- Facilities	General	-	425,000
4	Citywide HVAC Replacements - Fine Arts Center	New	PW- Facilities	General	-	Future Year Impact
4	Citywide HVAC Replacements - FS #62 Dayroom	Existing	PW- Facilities	General	-	25,000
4	Citywide HVAC Replacements - Museum	New	PW- Facilities	General	-	Future Year Impact
4	Citywide Roof Replacements - Community Center	Existing	PW- Facilities	General	-	600,000
4	Citywide Roof Replacements - Fine Arts Center	Existing	PW- Facilities	General	-	225,000
4	Citywide Roof Replacements - Hale Center	Existing	PW- Facilities	General	-	350,000
4	Citywide Roof Replacements - Harbor Master	New	PW- Facilities	General	-	Future Year Impact
4	Citywide Roof Replacements - Library	Existing	PW- Facilities	General	-	Prior Year Carryforward
4	Citywide Roof Replacements - PSCO Fleet	New	PW- Facilities	General	-	130,000
2	Coca-Cola Property Adaptive Reuse	Existing	Economic & Housing Dev	General		
1	Court Resurfacing	Existing	Parks & Recreation	General	-	150,000
6	D60 Vehicle Replacement (Vehicle 157)	New	Fire	General	-	150,000
6	Decon Washer for SCBA Bottles, Masks, Gloves, Helmets and Boots	New	Fire	General	-	36,000
1	Dunedin Public Library Playground	Existing	Library	General	-	Prior Year Carryforward
5	Fireboat 60 Engine Repower	Existing	Fire	General	-	Future Year Impact
1	Fisher Tennis Court Lights	Existing	Parks & Recreation	General	-	Future Year Impact
1	Fitness Equipment Replacement	New	Parks & Recreation	General	-	50,000
6	Logistics Storage Building	New	Fire	General	-	-
1	MLK Outdoor Basketball Court Lighting Replacement	New	Parks & Recreation	General	-	25,000
5	New Website, Cloud Systems, Open Forms, Set Up & Training	Existing	Communications	General	-	36,934
2	Park Pavilion Replacement	Existing	Parks & Recreation	General	-	Future Year Impact
4	Parking Sensors	Existing	Community Development	General	-	TBD
4	Parks Horticultural Technician Truck	New	Parks & Recreation	General		33,000
2	Patricia Corridor Enhancements	Existing	Economic & Housing Dev	General	-	50,000
2	Purple Heart Park Renovation	Existing	Parks & Recreation	General	-	100,000
1	ROW Enhancements	New	Economic & Housing Dev	General	-	75,000
1	Sprayground Resurfacing	New	Parks & Recreation	General	-	90,000
2	SR 580 Mast Arm Repainting	Existing	UT- Engineering	General	-	Future Year Impact
6	Station 60 Kitchen Renovation	Existing	Fire	General	-	Prior Year Carryforward
6	Station 62 Kitchen Renovation	Existing	Fire	General	-	48,200
2	Stirling Park Driving Range Lights	Existing	Parks & Recreation	General	-	Future Year Impact
1	Stirling Skate Park Street Course	New	Parks & Recreation	General	-	Future Year Impact

FY25	FY26	FY27	FY28	FY29	Six Year Planning Period	Type
-	-	40,000	-	-	40,000	CIP
-	-	100,000	100,000	100,000	300,000	CIP
-	25,000	-	-	-	75,000	CIP
100,000	-	-	-	-	125,000	CIP
-	-	-	-	-	100,000	CIP
425,000	-	-	-	-	850,000	CIP
-	10,000	-	-	-	10,000	CIP
-	-	-	-	-	25,000	CIP
20,000	-	-	-	-	20,000	CIP
-	-	-	-	-	600,000	CIP
-	-	-	-	-	225,000	CIP
-	-	-	-	-	350,000	CIP
-	120,000	-	-	-	120,000	CIP
-	-	-	-	-	-	CIP
-	-	-	-	-	130,000	CIP
30,000	-	-	-	-	30,000	CIP
-	25,000	25,000	25,000	25,000	250,000	CIP
-	-	-	-	-	150,000	CIP
-	-	-	-	-	36,000	CIP
-	-	-	-	-	-	CIP
60,000	-	-	-	-	60,000	CIP
125,000	-	-	-	-	125,000	CIP
50,000	-	-	-	-	100,000	CIP
200,000	-	-	-	-	200,000	CIP
-	-	-	-	-	25,000	CIP
38,780	40,719	-	-	-	116,433	CIP
250,000	80,000	150,000	80,000	80,000	640,000	CIP
-	-	-	-	-	-	CIP
-	-	-	-	-	33,000	CIP
-	-	-	-	-	50,000	CIP
-	-	-	-	-	100,000	CIP
-	-	-	-	-	75,000	CIP
-	-	-	-	-	90,000	CIP
125,000	-	-	-	-	125,000	CIP
-	-	-	-	-	-	CIP
-	-	-	-	-	48,200	CIP
-	50,000	-	-	-	50,000	CIP
-	200,000	-	-	-	200,000	CIP

Projects with multiple funding sources are shaded in gray.

FY 2024 - 2029 Capital Improvement Projects by Fund						
GOAL #	Project Name	Project Status	Lead Department	Fund	FY23 Carryforward	FY24
2	Study and Enhance Street Lighting	Existing	PW- Streets	General	-	Future Year Impact
6	Temporary Fire Training Facility	New	Fire	General	-	40,000
6	Tethered Drone	Existing	Fire	General	-	42,000
3	Weaver Park Pier Redecking	New	Parks & Recreation	General	-	Future Year Impact
3	Weaver Park Shoreline Investigation	Existing	Parks & Recreation	General	-	Future Year Impact
4	Weybridge Woods Bridge Removal	Existing	UT- Engineering	General	-	Future Year Impact
GENERAL FUND TOTAL					\$ -	\$ 2,856,134
1	Gladys Douglas Preserve Development	Existing	Parks & Recreation	Impact		180,000
2	Pedestrian Safety Crossing Improvements - Various Locations	Existing	UT- Engineering	Impact	-	60,000
IMPACT FEE FUND TOTAL					\$ -	\$ 240,000
3	City Sidewalk Inspection & Maintenance Program	Existing	PW- Streets	CGT	-	100,000
2	Pavement Management Program	Existing	PW- Streets	CGT	-	290,000
COUNTY GAS TAX FUND TOTAL					\$ -	\$ 390,000
2	Brick Streets Program	Existing	PW- Streets	Penny		302,000
2	Coca-Cola Property Adaptive Reuse	Existing	Economic & Housing Dev	Penny		
1	Dunedin Golf Club - Clubhouse Renovation	New	Parks & Recreation	Penny		300,000
1	Existing City Hall Adaptive Reuse	Existing	Economic & Housing Dev	Penny		300,000
1	Fisher Concession Building Replacement	New	Parks & Recreation	Penny	-	Future Year Impact
1	Gladys Douglas Preserve Development	Existing	Parks & Recreation	Penny		1,470,000
1	Highlander Aquatic Complex	Existing	Parks & Recreation	Penny		6,846,725
1	Midtown Parking Facility	Existing	Economic & Housing Dev	Penny	-	1,200,000
2	Patricia Corridor Enhancements	Existing	Economic & Housing Dev	Penny	-	Prior Year Carryforward
2	Pavement Management Program	Existing	PW- Streets	Penny	-	710,000
2	Playground Equipment Replacement	Existing	Parks & Recreation	Penny	-	Future Year Impact
2	Skinner Boulevard Improvements	Existing	Economic & Housing Dev	Penny	-	2,985,413
PENNY FUND TOTAL					\$ -	\$ 14,114,138
5	Broadband Internet Fiber Cable Infrastructure	Existing	IT Services	ARPA	-	300,000
2	Downtown East End Plan - Mease Materials	Existing	Economic & Housing Dev	ARPA	-	Prior Year Carryforward
1	Dunedin Golf Club Restoration	Existing	Parks & Recreation	ARPA	2,000,000	Prior Year Carryforward
1	Dunedin Public Library Playground	Existing	Library	ARPA	-	Prior Year Carryforward
1	Highlander Aquatic Complex	Existing	Parks & Recreation	ARPA	2,000,000	2,904,660
1	Pickleball Courts	Existing	Parks & Recreation	ARPA	-	700,000
2	Skinner Boulevard Improvements	Existing	Economic & Housing Dev	ARPA	-	1,500,000
ARPA FUND TOTAL					\$ 4,000,000	\$ 5,404,660
2	Downtown Alleyway Enhancements Initiatives	Existing	Economic & Housing Dev	CRA	-	Future Year Impact
1	Downtown Bollards	New	Economic & Housing Dev	CRA		175,000
2	Downtown East End Plan - Mease Materials	Existing	Economic & Housing Dev	CRA	-	100,000
1	Downtown Landscaping Project	Existing	Economic & Housing Dev	CRA	-	50,000

FY25	FY26	FY27	FY28	FY29	Six Year Planning Period	Type
25,000	-	-	-	-	25,000	CIP
-	-	-	-	-	40,000	CIP
-	-	-	-	-	42,000	CIP
300,000	-	-	-	-	300,000	CIP
150,000	-	TBD	-	-	150,000	CIP
10,000	-	-	-	-	10,000	CIP
\$ 1,908,780	\$ 550,719	\$ 315,000	\$ 205,000	\$ 205,000	\$ 6,040,633	
-	-	-	-	-	180,000	CIP
60,000	-	-	-	-	120,000	CIP
\$ 60,000	\$ -	\$ -	\$ -	\$ -	\$ 300,000	
125,000	75,000	75,000	75,000	75,000	525,000	CIP
270,000	270,000	270,000	270,000	270,000	1,640,000	CIP
\$ 395,000	\$ 345,000	\$ 345,000	\$ 345,000	\$ 345,000	\$ 2,165,000	
151,000	151,000	151,000	151,000	-	906,000	CIP
300,000	300,000	-	-	-	600,000	CIP
-	-	-	-	-	300,000	CIP
-	-	-	-	-	300,000	CIP
-	-	-	-	100,000	100,000	CIP
-	-	-	-	-	1,470,000	CIP
-	-	-	-	-	6,846,725	CIP
2,500,000	-	-	-	-	3,700,000	CIP
-	-	-	-	-	-	CIP
730,000	730,000	730,000	730,000	730,000	4,360,000	CIP
60,000	100,000	200,000	200,000	-	560,000	CIP
-	-	-	-	-	2,985,413	CIP
\$ 3,741,000	\$ 1,281,000	\$ 1,081,000	\$ 1,081,000	\$ 830,000	\$ 22,128,138	
-	-	-	-	-	300,000	CIP
-	-	-	-	-	-	CIP
-	-	-	-	-	2,000,000	CIP
-	-	-	-	-	-	CIP
-	-	-	-	-	4,904,660	CIP
-	-	-	-	-	700,000	CIP
-	-	-	-	-	1,500,000	CIP
\$ -	\$ -	\$ -	\$ -	\$ -	\$ 9,404,660	
-	-	150,000	-	-	150,000	CIP
175,000	-	-	-	-	350,000	CIP
-	-	-	-	-	100,000	CIP
-	-	-	-	-	50,000	CIP

Projects with multiple funding sources are shaded in gray.

FY 2024 - 2029 Capital Improvement Projects by Fund						
GOAL #	Project Name	Project Status	Lead Department	Fund	FY23 Carryforward	FY24
1	Downtown Median Removal	Existing	Economic & Housing Dev	CRA	15,000	15,000
2	Downtown Pavers, Walkability & Enhancements	Existing	Economic & Housing Dev	CRA	-	125,000
1	Existing City Hall Adaptive Reuse	Existing	Economic & Housing Dev	CRA	-	301,672
1	Highland Streetscape	Existing	Economic & Housing Dev	CRA	-	Future Year Impact
1	Midtown Parking Facility	Existing	Economic & Housing Dev	CRA	-	-
2	Skinner Boulevard Improvements	Existing	Economic & Housing Dev	CRA	-	3,285,269
1	Skinner Boulevard, New York Ave Entry Way	Existing	Economic & Housing Dev	CRA	-	Future Year Impact
1	Underground Utilities in Downtown	Existing	Economic & Housing Dev	CRA	-	Future Year Impact
CRA FUND TOTAL					\$ 15,000	\$ 4,051,941
4	Fleet Replacements- Solid Waste Collection Trucks	Existing	PW- Solid Waste	Solid Waste	-	1,034,000
SOLID WASTE FUND TOTAL					\$ -	\$ 1,034,000
4	Bayshore Blvd Water Main Replacement	Existing	UT- Water	Water/WW	520,584	679,416
4	Citywide HVAC Replacements - Wastewater	New	PW- Facilities	Water/WW	-	Future Year Impact
4	Curlew Road Water Main Replacement	Existing	UT- Water	Water/WW	-	Future Year Impact
4	Lift Station #20 Repair/Replacement	Existing	UT- Wastewater	Water/WW	-	Prior Year Carryforward
4	Lift Station #32 Repair/Replacement	Existing	UT- Wastewater	Water/WW	-	800,000
4	Lofty Pine Estates- Septic to Sewer Project	Existing	UT- Wastewater	Water/WW	2,414,458	1,185,542
4	Manhole Lining Project	Existing	UT- Wastewater	Water/WW	-	100,000
4	Offsite Potable Water Storage Site Valve Replacement	Existing	UT- Water	Water/WW	150,000	Prior Year Carryforward
4	Patricia Avenue Water Main Replacement	New	UT- Water	Water/WW	-	450,000
4	Pipe Lining Project	Existing	UT- Wastewater	Water/WW	-	-
4	Ranchwood Drive S & Hitching Post Lane Water Main Replacement	Existing	UT- Water	Water/WW	-	Future Year Impact
4	Reclaimed Water Distribution System Master Plan	Existing	UT- Water	Water/WW	-	Future Year Impact
2	Skinner Boulevard Improvements	Existing	Economic & Housing Dev	Water/WW	-	500,000
4	Utility Relocation on Curlew	New	UT- Water	Water/WW	-	-
4	Virginia Street Water Main Replacement	New	UT- Water	Water/WW	-	2,000,000
4	Wastewater Collections Bypass Pump	Existing	UT- Wastewater	Water/WW	-	80,000
4	Wastewater Lift Station Force Main Replacements	Existing	UT- Wastewater	Water/WW	-	Prior Year Carryforward
4	Wastewater Lift Stations Pump Replacement	Existing	UT- Wastewater	Water/WW	-	150,000
4	Wastewater Lift Stations Rehabilitation	Existing	UT- Wastewater	Water/WW	-	900,000
4	Wastewater Plant Admin Building Hardening	Existing	UT- Wastewater	Water/WW	50,000	Prior Year Carryforward
4	Wastewater Plant Admin Building Hardening Windows	New	UT- Wastewater	Water/WW	-	250,000
4	Wastewater Plant Admin Building Interior Renovation	New	UT- Wastewater	Water/WW	-	110,000
4	Wastewater Treatment Plant 10,000 Gallon Diesel Fuel Storage Tank On Site	Existing	UT- Wastewater	Water/WW	275,000	Prior Year Carryforward
4	Wastewater Treatment Plant Chlorine Contact Basin Rehabilitation & Cover Project	Existing	UT- Wastewater	Water/WW	-	Prior Year Carryforward
4	Wastewater Treatment Plant Electrical System Upgrade	Existing	UT- Wastewater	Water/WW	-	9,030,943
4	Wastewater Treatment Plant Facility 8, Filter Media and Basin Rehabilitation Project	Existing	UT- Wastewater	Water/WW	-	1,650,000
4	Wastewater Treatment Plant Re-Aeration Basin Renovation	Existing	UT- Wastewater	Water/WW	-	Prior Year Carryforward

FY25	FY26	FY27	FY28	FY29	Six Year Planning Period	Type
-	-	-	-	-	30,000	CIP
200,000	200,000	200,000	500,000	-	1,225,000	CIP
-	-	-	-	-	301,672	CIP
-	-	-	200,000	200,000	400,000	CIP
5,072,316	-	-	-	-	5,072,316	CIP
-	-	-	-	-	3,285,269	CIP
-	-	-	200,000	-	200,000	CIP
75,000	-	200,000	-	-	275,000	CIP
\$ 5,522,316	\$ 200,000	\$ 550,000	\$ 900,000	\$ 200,000	\$ 11,439,257	
1,257,200	672,600	709,300	454,931	1,051,100	5,179,131	CIP
\$ 1,257,200	\$ 672,600	\$ 709,300	\$ 454,931	\$ 1,051,100	\$ 5,179,131	
-	-	-	-	-	1,200,000	CIP
50,000	-	-	-	-	50,000	CIP
-	-	-	100,000	-	100,000	CIP
-	-	-	-	-	-	CIP
-	-	-	-	-	800,000	CIP
-	-	-	-	-	3,600,000	CIP
100,000	100,000	100,000	100,000	100,000	600,000	CIP
-	-	-	-	-	150,000	CIP
-	-	-	-	-	450,000	CIP
1,000,000	1,000,000	1,000,000	1,000,000	1,000,000	5,000,000	CIP
325,000	-	-	-	-	325,000	CIP
-	50,000	-	-	-	50,000	CIP
-	-	-	-	-	500,000	CIP
500,000	-	-	-	-	500,000	CIP
-	-	-	-	-	2,000,000	CIP
80,000	80,000	80,000	80,000	80,000	480,000	CIP
-	-	-	-	-	-	CIP
150,000	150,000	150,000	150,000	150,000	900,000	CIP
900,000	900,000	900,000	900,000	900,000	5,400,000	CIP
-	-	-	-	-	50,000	CIP
-	-	-	-	-	250,000	CIP
-	-	-	-	-	110,000	CIP
-	-	-	-	-	275,000	CIP
-	-	-	-	-	-	CIP
-	-	-	-	-	9,030,943	CIP
-	-	-	-	-	1,650,000	CIP
-	-	-	-	-	-	CIP

Projects with multiple funding sources are shaded in gray.

FY 2024 - 2029 Capital Improvement Projects by Fund						
GOAL #	Project Name	Project Status	Lead Department	Fund	FY23 Carryforward	FY24
4	Wastewater Treatment Plant Reclaim Storage Tank On Site	Existing	UT- Wastewater	Water/WW	-	Future Year Impact
4	Wastewater Treatment Plant SCADA System Upgrade	Existing	UT- Wastewater	Water/WW	-	970,241
4	Water Plant Admin Building Hardening / Renovation	Existing	UT- Water	Water/WW	-	Prior Year Carryforward
4	Water Production Well Facilities	Existing	UT- Water	Water/WW	-	-
4	Water Treatment Plant Standby/ Emergency Generator Replace	Existing	UT- Water	Water/WW	-	Future Year Impact
4	Willow Wood Village Water Main Replacements	Existing	UT- Water	Water/WW	-	Future Year Impact
WATER / WW FUND TOTAL					\$ 3,410,042	\$ 18,856,142
3	Brady Box Culvert	Existing	PW- Stormwater	Stormwater	-	Prior Year Carryforward
2	Brick Streets Program	Existing	PW- Streets	Stormwater	-	50,000
3	Buena Vista Drive Drainage Improvements	Existing	PW- Stormwater	Stormwater	-	Prior Year Carryforward
2	Citywide Exterior Facilities Painting - Public Services	Existing	PW- Facilities	Stormwater	-	40,000
3	Gabion Repair & Replacement Program	Existing	PW- Stormwater	Stormwater	-	250,000
3	North Douglas Inline Storm Check Valve	New	PW- Stormwater	Stormwater	-	-
3	North Douglas Pond Weir	Existing	PW- Stormwater	Stormwater	-	Prior Year Carryforward
2	Pavement Management Program	Existing	PW- Streets	Stormwater	-	200,000
4	Ranchwood Drive S & Hitching Post Lane Water Main Replacement	Existing	UT- Water	Stormwater	-	Future Year Impact
3	San Charles Drive Drainage Improvements	Existing	PW- Stormwater	Stormwater	-	Prior Year Carryforward
3	Santa Barbara Drive Drainage Improvements	Existing	PW- Stormwater	Stormwater	-	1,000,000
3	Stormwater Pipe Lining	Existing	PW- Stormwater	Stormwater	-	380,000
STORMWATER FUND TOTAL					\$ -	\$ 1,920,000
3	Dock A Repair & Replacement	Existing	Parks & Recreation	Marina	-	-
3	Dock B Repair & Replacement	New	Parks & Recreation	Marina	-	Future Year Impact
MARINA FUND TOTAL					\$ -	\$ -
1	Dunedin Golf Club - Maintenance Facility Renovations	New	Parks & Recreation	Golf	-	Future Year Impact
1	Dunedin Golf Club Restoration	Existing	Parks & Recreation	Golf	-	2,500,000
GOLF FUND TOTAL					\$ -	\$ 2,500,000
4	Fleet Replacements	Existing	PW- Fleet	Fleet	-	1,157,674
6	Replace 23 Year Old Truck Column Lifts	New	PW- Fleet	Fleet	-	70,617
FLEET FUND TOTAL					\$ -	\$ 1,228,291
5	Citywide Security Camera Recording Systems	Existing	IT Services	IT Services	-	Future Year Impact
5	ERP Phases 5 & 6 Hardware Devices	Existing	IT Services	IT Services	-	30,000
5	ERP Phases 5 & 6 Installation	Existing	IT Services	IT Services	-	35,000
5	Network Equipment Replacements	Existing	IT Services	IT Services	-	100,000
IT SERVICES FUND TOTAL					\$ -	\$ 165,000
FY 2024 - FY 2029 CAPITAL IMPROVEMENTS PLAN TOTAL COSTS					\$ 7,425,042	\$ 52,760,306

FY25	FY26	FY27	FY28	FY29	Six Year Planning Period	Type
-	-	-	-	6,700,000	6,700,000	CIP
-	-	-	-	-	970,241	CIP
-	-	-	-	-	-	CIP
930,000	930,000	500,000	500,000	-	2,860,000	CIP
-	750,000	-	-	-	750,000	CIP
500,000	-	-	-	-	500,000	CIP
\$ 4,535,000	\$ 3,960,000	\$ 2,730,000	\$ 2,830,000	\$ 8,930,000	\$ 45,251,184	
-	-	-	-	-	-	CIP
50,000	50,000	50,000	50,000	-	250,000	CIP
-	-	-	-	-	-	CIP
-	-	-	-	-	40,000	CIP
250,000	250,000	250,000	320,000	-	1,320,000	CIP
-	1,500,000	-	-	-	1,500,000	CIP
-	-	-	-	-	-	CIP
200,000	200,000	200,000	200,000	200,000	1,200,000	CIP
350,000	-	-	-	-	350,000	CIP
-	-	-	-	-	-	CIP
-	-	-	-	-	1,000,000	CIP
300,000	100,000	100,000	100,000	-	980,000	CIP
\$ 1,150,000	\$ 2,100,000	\$ 600,000	\$ 670,000	\$ 200,000	\$ 6,640,000	
750,000	-	-	-	-	750,000	CIP
-	-	750,000	-	-	750,000	CIP
\$ 750,000	\$ -	\$ 750,000	\$ -	\$ -	\$ 1,500,000	
250,000	-	-	-	-	250,000	CIP
-	-	-	-	-	2,500,000	CIP
\$ 250,000	\$ -	\$ -	\$ -	\$ -	\$ 2,750,000	
1,698,000	1,742,661	1,306,890	467,429	1,156,575	7,529,229	CIP
-	-	-	-	-	70,617	CIP
\$ 1,698,000	\$ 1,742,661	\$ 1,306,890	\$ 467,429	\$ 1,156,575	\$ 7,599,846	
50,000	-	-	-	-	50,000	CIP
-	-	-	-	-	30,000	CIP
-	-	-	-	-	35,000	CIP
-	-	-	-	-	100,000	CIP
\$ 50,000	\$ -	\$ -	\$ -	\$ -	\$ 215,000	
\$ 21,317,296	\$ 10,851,980	\$ 8,387,190	\$ 6,953,360	\$ 12,917,675	\$ 120,612,849	

FY 2024 CAPITAL IMPROVEMENT PROJECT REQUEST FORM

GENERAL FUND

Project Name: ADA 15 Passenger Van

Epic! Goal

1. Create a vibrant, cultural experience that touches the lives of our community and visitors.

At A Glance

Project Type:	<u>Equipment</u>	Project Number:	<u>TBD</u>
Department:	<u>Parks & Recreation</u>	Project Manager:	<u>Jocelyn Brodhead</u>
Service Life:	<u>10 years</u>	Project Status:	<u>Existing</u>
Year Project Began:	<u></u>		

Is this project associated with a Master Plan? No

Project Description

All of the Parks and Recreation Department vans are 15 passenger with traditional bench seating. This project would have one van replaced with a more ADA compliant van with bus-style steps into the van, individual seats, and a high canopy to allow passengers to walk upright to their seat. These funds would supplement the existing monies in the Fleet for a replacement van to pay for the additional costs needed for an ADA van.

Project Justification

The current vans are adequate for transporting children without mobility issues. However, it is difficult for older adults or anyone with mobility issues to utilize the existing vans. Staff feel it is very important to have at least one vehicle that can better accommodate our participants. Please note, however, this may not accommodate wheelchairs. That request could be addressed in future years as additional vans are replaced.

If there has been a change from prior year please explain:

Expenditure Plan	2024	2025	2026	2027	2028	2029	TOTAL
Project Costs	\$ -	\$ -	\$ -	\$ 40,000	\$ -	\$ -	\$ 40,000

Funding Plan	2024	2025	2026	2027	2028	2029	TOTAL
General Fund	\$ -	\$ -	\$ -	\$ 40,000	\$ -	\$ -	\$ 40,000
Total	\$ -	\$ -	\$ -	\$ 40,000	\$ -	\$ -	\$ 40,000

Annual Operations & Maintenance Costs (if any)	2024	2025	2026	2027	2028	2029	TOTAL
General Fund	\$ -	\$ -	\$ -	\$ -	\$ -	\$ -	\$ -

Cost Assumptions

Total Estimated Cost of Project: \$40,000 **Date of Cost Estimate:** 2/1/2020

Scope of Estimate:

FY 2024 CAPITAL IMPROVEMENT PROJECT REQUEST FORM

GENERAL FUND

Project Name: Athletic Field Renovation

Epic! Goal

1. Create a vibrant, cultural experience that touches the lives of our community and visitors.

At A Glance

Project Type:	<u>Rehabilitation</u>	Project Number:	<u>469502</u>
Department:	<u>Parks & Recreation</u>	Project Manager:	<u>Pete Wells/Brian Elliott</u>
Service Life:	<u>15 years</u>	Project Status:	<u>Existing</u>
Year Project Began:	<u>2020</u>		
Is this project associated with a Master Plan? <u>No</u>			

Project Description

The current athletic field inventory includes 13 athletic fields including 7 ball fields and 4 regulation soccer fields, and two multi-purpose fields. Renovation includes stripping the field, rototilling, laser grading, soil treatments, refurbishment of clay infields, and complete sod and fence replacements.

Project Justification

Athletic fields must maintain even playing surfaces for safety reasons. Throughout time and usage athletic fields will require complete refurbishments to fix any uneven surfaces, drainage issues, soil compaction, etc. This schedule is on an approximately 15 year cycle.

If there has been a change from prior year please explain:

Recommend moving project to general fund

Expenditure Plan	2024	2025	2026	2027	2028	2029	TOTAL
Project Costs	\$ -	\$ -	\$ -	\$ 100,000	\$ 100,000	\$ 100,000	\$ 300,000

Funding Plan	2024	2025	2026	2027	2028	2029	TOTAL
General Fund	\$ -	\$ -	\$ -	\$ 100,000	\$ 100,000	\$ 100,000	\$ 300,000
Total	\$ -	\$ -	\$ -	\$ 100,000	\$ 100,000	\$ 100,000	\$ 300,000

Annual Operations & Maintenance Costs (if any)	2024	2025	2026	2027	2028	2029	TOTAL
General Fund	\$ -	\$ -	\$ -	\$ -	\$ -	\$ -	\$ -

Cost Assumptions

Total Estimated Cost of Project: Annual **Date of Cost Estimate:** _____

Scope of Estimate:

FY 2024 CAPITAL IMPROVEMENT PROJECT REQUEST FORM

GENERAL FUND

Project Name: Batting Cage Renovation

Epic! Goal

1. Create a vibrant, cultural experience that touches the lives of our community and visitors.

At A Glance

Project Type:	<u>Improvement</u>	Project Number:	<u>TBD</u>
Department:	<u>Parks & Recreation</u>	Project Manager:	<u>Alicia Castricone</u>
Service Life:	<u>20 years</u>	Project Status:	<u>New</u>
Year Project Began:	<u></u>		

Is this project associated with a Master Plan? No

Project Description

The Fisher and Highlander Athletic Complex has ten (10) batting cages. The project involves new fencing, nets, artificial turf and replacing the gravel base with solid concrete slabs.

Project Justification

The current facilities are needing repair. Additionally, the replacement of the gravel base to concrete will eliminate the uneven surfaces and drainage issues. It will also extend the life of the artificial turf and create a safer playing surface. The existing fencing has also reached the end of its useful life.

If there has been a change from prior year please explain:

Expenditure Plan	2024	2025	2026	2027	2028	2029	TOTAL
Project Costs	\$ 50,000	\$ -	\$ 25,000	\$ -	\$ -	\$ -	\$ 75,000

Funding Plan	2024	2025	2026	2027	2028	2029	TOTAL
General Fund	\$ 50,000	\$ -	\$ 25,000	\$ -	\$ -	\$ -	\$ 75,000
Total	\$ 50,000	\$ -	\$ 25,000	\$ -	\$ -	\$ -	\$ 75,000

Annual Operations & Maintenance Costs (if any)	2024	2025	2026	2027	2028	2029	TOTAL
General Fund	\$ -	\$ -	\$ -	\$ -	\$ -	\$ -	\$ -

Cost Assumptions

Total Estimated Cost of Project: \$75,000 **Date of Cost Estimate:** 1/31/2023

Scope of Estimate:

FY 2024 CAPITAL IMPROVEMENT PROJECT REQUEST FORM

GENERAL FUND

Project Name: Boat Club Foundation Leveling / Repairs

Epic! Goal

2. Create a visual sense of place.

At A Glance

Project Type:	<u>Rehabilitation</u>	Project Number:	<u>TBD</u>
Department:	<u>City Manager</u>	Project Manager:	<u>Jorge Quintas</u>
Service Life:	<u>10 years</u>	Project Status:	<u>New</u>
Year Project Began:	<u></u>		
Is this project associated with a Master Plan? <u>No</u>			

Project Description

Project consists of foundation rehabilitation repairs to the existing Boat Club building in order to address settling of the structure. Quotes were originally obtained by Boat Club personnel approximately 1-1/2 to 2 years ago. New quotes will need to be acquired in accordance with the City's Purchasing Policy requirements once a detailed scoped of services can be developed utilizing input from pre-approved GEC Structural Engineering firms. The cost estimate provided herein is an order of magnitude "place-holder" utilizing the best available information at this time.

Project Justification

Project consists of foundation rehabilitation repairs to the existing Boat Club building in order to address settling of the structure. Funding is based upon consideration of a cost share agreement between the Boat Club and the City of Dunedin; with a "Not To Exceed" (NTE) contribution by the City of the lesser value of 50% of actual expenses incurred, or a NTE amount = \$62,500.

If there has been a change from prior year please explain:

N / A - this is a new project request by the Boat Club to solicit the City's participation in making repairs to the foundation of the existing structure in order to address settling of the building. Update to the Proposed budget is moves \$25,000 from FY 2025 to FY 2024 for professional services to review of structure. There will be a revenue entry of \$12,500 for the Boat Club's share of the expense.

Expenditure Plan	2024	2025	2026	2027	2028	2029	TOTAL
Project Costs	\$ 25,000	\$ 100,000	\$ -	\$ -	\$ -	\$ -	\$ 125,000

Funding Plan	2024	2025	2026	2027	2028	2029	TOTAL
General Fund	\$ 25,000	\$ 100,000	\$ -	\$ -	\$ -	\$ -	\$ 125,000
Total	\$ 25,000	\$ 100,000	\$ -	\$ -	\$ -	\$ -	\$ 125,000

Annual Operations & Maintenance Costs (if any)

	2024	2025	2026	2027	2028	2029	TOTAL
Fund Name	\$ -	\$ -	\$ -	\$ -	\$ -	\$ -	\$ -

Cost Assumptions

Total Estimated Cost of Project: \$125,000 **Date of Cost Estimate:** 8/3/2023

Scope of Estimate:

Estimate consists of anticipated cost escalations applied to quotes obtained by the Boat Club approx. 1-1/2 to 2 years ago. New quotes will need to be obtained by following the City's Purchasing Policy requirements, once a detailed scoped of services can be developed utilizing input from one of the City's pre-approved GEC Structural Engineering firms. The cost estimate provided herein is an order of magnitude "place-holder" utilizing the best available information at this time.

FY 2024 CAPITAL IMPROVEMENT PROJECT REQUEST FORM

GENERAL FUND

Project Name: Causeway Restroom Renovation

Epic! Goal

1. Create a vibrant, cultural experience that touches the lives of our community and visitors.

At A Glance

Project Type:	<u>Improvement</u>	Project Number:	<u>TBD</u>
Department:	<u>Parks & Recreation</u>	Project Manager:	<u>Sue Bartlett</u>
Service Life:	<u>15 years</u>	Project Status:	<u>New</u>
Year Project Began:	<u> </u>		
Is this project associated with a Master Plan? <u> </u> <u>No</u>			

Project Description

New tile, doors, paint, fixtures, partitions, etc. to Causeway restrooms.

Project Justification

The Causeway restrooms are in need of improvements due to age, vandalism and wear and tear.

If there has been a change from prior year please explain:

Expenditure Plan	2024	2025	2026	2027	2028	2029	TOTAL
Project Costs	\$ 100,000	\$ -	\$ -	\$ -	\$ -	\$ -	\$ 100,000

Funding Plan	2024	2025	2026	2027	2028	2029	TOTAL
General Fund	\$ 100,000	\$ -	\$ -	\$ -	\$ -	\$ -	\$ 100,000
Total	\$ 100,000	\$ -	\$ -	\$ -	\$ -	\$ -	\$ 100,000

Annual Operations & Maintenance Costs (if any)	2024	2025	2026	2027	2028	2029	TOTAL
General Fund	\$ -	\$ -	\$ -	\$ -	\$ -	\$ -	\$ -

Cost Assumptions

Total Estimated Cost of Project: \$100,000 **Date of Cost Estimate:**

Scope of Estimate:

FY 2024 CAPITAL IMPROVEMENT PROJECT REQUEST FORM

GENERAL FUND

Project Name: Citywide HVAC Replacements

Epic! Goal

4. Be the statewide model for environmental sustainability stewardship.

At A Glance

Project Type:	<u>Repair & Maintenance</u>	Project Number:	<u>641801</u>
Department:	<u>PW-Facilities</u>	Project Manager:	<u>Mike Savage</u>
Service Life:	<u>12 years</u>	Project Status:	<u>Existing</u>
Year Project Began	<u></u>		

Is this project associated with a Master Plan? No

Project Description

This project provides for the programmed replacement of HVAC systems that have met or exceeded their life expectancy.

Project Justification

Review of existing Community Center RTU units (roof top units) and current expectant life expectancy as well as efficiencies have led to the recommended FY24 replacements. Also revisions to life expectancies to Wastewater, Museum and DFAC units.

If there has been a change from prior year please explain:

Update to prior year costs.

Expenditure Plan	2024	2025	2026	2027	2028	2029	TOTAL
Project Costs							
Fire - 62 Dayroom	\$ 25,000	\$ -	\$ -	\$ -	\$ -	\$ -	\$ 25,000
Community Center	\$ 425,000	\$ 425,000	\$ -	\$ -	\$ -	\$ -	\$ 850,000
Wastewater	\$ -	\$ 50,000	\$ -	\$ -	\$ -	\$ -	\$ 50,000
Museum	\$ -	\$ 20,000	\$ -	\$ -	\$ -	\$ -	\$ 20,000
DFAC	\$ -	\$ -	\$ 10,000	\$ -	\$ -	\$ -	\$ 10,000
Total	\$ 450,000	\$ 495,000	\$ 10,000	\$ -	\$ -	\$ -	\$ 955,000

Funding Plan	2024	2025	2026	2027	2028	2029	TOTAL
General Fund	\$ 450,000	\$ 445,000	\$ 10,000	\$ -	\$ -	\$ -	\$ 905,000
Water/WW Fund	\$ -	\$ 50,000	\$ -	\$ -	\$ -	\$ -	\$ 50,000
Total	\$ 450,000	\$ 495,000	\$ 10,000	\$ -	\$ -	\$ -	\$ 955,000

Annual Operations & Maintenance Costs (if any)

	2024	2025	2026	2027	2028	2029	TOTAL
	\$ -	\$ -	\$ -	\$ -	\$ -	\$ -	\$ -

Cost Assumptions

Total Estimated Cost of Project: \$955,000 **Date of Cost Estimate:** 4/4/2023

Scope of Estimate:

FY 2024 CAPITAL IMPROVEMENT PROJECT REQUEST FORM

GENERAL FUND

Project Name: Citywide Roof Replacements

Epic! Goal

4. Be the statewide model for environmental sustainability stewardship.

At A Glance

Project Type:	<u>Rehabilitation</u>	Project Number:	<u>641802</u>
Department:	<u>PW-Facilities</u>	Project Manager:	<u>Sue Bartlett</u>
Service Life:	<u>20-30 years</u>	Project Status:	<u>Existing</u>
Year Project Began:	<u></u>		

Is this project associated with a Master Plan? No

Project Description

Several facilities have been identified to have their roof replacements within the next several years due to frequent repairs or life expectancy.

Project Justification

In FY 24, Community Center membrane roof is need of replacement, Hale Center shingle roof has exhausted it's life and will be replaced with a standing seam metal roof if material prices stabilize, DFAC has a section of standing seam as well as a flat membrane in need of replacement and finally the PCSO Fleet Garage needs recoating. In FY 25, Harbormaster roof will need a complete replacement.

If there has been a change from prior year please explain:

Expenditure Plan	2024	2025	2026	2027	2028	2029	TOTAL
Project Costs							
Community Center	\$ 600,000	\$ -	\$ -	\$ -	\$ -	\$ -	\$ 600,000
Hale Center	\$ 350,000	\$ -	\$ -	\$ -	\$ -	\$ -	\$ 350,000
Fine Arts Center	\$ 225,000	\$ -	\$ -	\$ -	\$ -	\$ -	\$ 225,000
PSCO Fleet	\$ 130,000	\$ -	\$ -	\$ -	\$ -	\$ -	\$ 130,000
Harbor Master	\$ -	\$ -	\$ 120,000	\$ -	\$ -	\$ -	\$ 120,000
Total	\$ 1,305,000	\$ -	\$ 120,000	\$ -	\$ -	\$ -	\$ 1,425,000

Funding Plan	2024	2025	2026	2027	2028	2029	TOTAL
General Fund	\$ 1,305,000	\$ -	\$ 120,000	\$ -	\$ -	\$ -	\$ 1,425,000
Total	\$ 1,305,000	\$ -	\$ 120,000	\$ -	\$ -	\$ -	\$ 1,425,000

Annual Operations & Maintenance Costs (if any)							
	2024	2025	2026	2027	2028	2029	TOTAL
General Fund	\$ -	\$ -	\$ -	\$ -	\$ -	\$ -	\$ -

Cost Assumptions

Total Estimated Cost of Project: \$1,425,000 **Date of Cost Estimate:** 3/20/2023

Scope of Estimate:

FY 2024 CAPITAL IMPROVEMENT PROJECT REQUEST FORM

GENERAL FUND

Project Name: Coca-Cola Property Adaptive Reuse

Epic! Goal

2. Create a visual sense of place.

At A Glance

Project Type:	<u>Rehabilitation</u>	Project Number:	<u>182203</u>
Department:	<u>Economic & Housing Dev.</u>	Project Manager:	<u>Robert Ironsmith</u>
Service Life:	<u>20 years</u>	Project Status:	<u>Existing</u>
Year Project Began:	<u>2021</u>		
Is this project associated with a Master Plan?		<u>Yes - Economic Development Master Plan</u>	

Project Description

Secure a new user for the Coca-Cola property. Possible incentives and/or planning, concepts, consultants, etc.. to secure a new user to the Coca-Cola property. Funds for concept and design are to be carryforward from FY23 as Coca-Cola delayed sale of property.

Project Justification

Increase tax base along with job creation.

If there has been a change from prior year please explain:

FY 2022 budget of \$300,000 appropriated to FY 2024. Funds for concept and design are to be carryforward from FY23 as Coca-Cola delayed sale of property. Pushed out from FY 2024 / FY2025 to FY2025 / FY2026

Expenditure Plan	2024	2025	2026	2027	2028	2029	TOTAL
Project Costs	\$ -	\$ 330,000	\$ 300,000	\$ -	\$ -	\$ -	\$ 630,000

Funding Plan	2024	2025	2026	2027	2028	2029	TOTAL
Penny Fund	\$ -	\$ 300,000	\$ 300,000	\$ -	\$ -	\$ -	\$ 600,000
General Fund	\$ -	\$ 30,000	\$ -	\$ -	\$ -	\$ -	\$ 30,000
Total	\$ -	\$ 330,000	\$ 300,000	\$ -	\$ -	\$ -	\$ 630,000

Annual Operations & Maintenance Costs (if any)	2024	2025	2026	2027	2028	2029	TOTAL
General Fund	\$ -	\$ -	\$ -	\$ -	\$ -	\$ -	\$ -

Cost Assumptions

Total Estimated Cost of Project: \$630,000 **Date of Cost Estimate:** 3.8.23

Scope of Estimate:

Preliminary budget estimates based on possible incentives and/or planning, concepts, consultants, etc..to secure a new user to the Coca-Cola property.

FY 2024 CAPITAL IMPROVEMENT PROJECT REQUEST FORM

GENERAL FUND

Project Name: Court Resurfacing

Epic! Goal

1. Create a vibrant, cultural experience that touches the lives of our community and visitors.

At A Glance

Project Type:	<u>Repair & Maintenance</u>	Project Number:	<u>429506</u>
Department:	<u>Parks & Recreation</u>	Project Manager:	<u>Chris Hoban</u>
Service Life:	<u>7 years</u>	Project Status:	<u>Existing</u>
Year Project Began:	<u> </u>		
Is this project associated with a Master Plan? <u> </u> No			

Project Description

The Parks & Recreation Department maintains 14 outdoor courts including 11 tennis courts and 3 basketball courts. Outdoor courts require regular maintenance (every 7-8 years) to repair cracks that develop in the surface.

Project Justification

Regular court resurfacing ensures a smooth and safe playing surface with adequate traction free of trip hazards. A completely new playing surface will need to be installed approximately every 20 years. FY 2024 funds are for Eagle Scout Park and Fisher Courts.

If there has been a change from prior year please explain:

Expenditure Plan	2024	2025	2026	2027	2028	2029	TOTAL
Project Costs	\$ 150,000	\$ -	\$ 25,000	\$ 25,000	\$ 25,000	\$ 25,000	\$ 250,000

Funding Plan	2024	2025	2026	2027	2028	2029	TOTAL
General Fund	\$ 150,000	\$ -	\$ 25,000	\$ 25,000	\$ 25,000	\$ 25,000	\$ 250,000
Total	\$ 150,000	\$ -	\$ 25,000	\$ 25,000	\$ 25,000	\$ 25,000	\$ 250,000

Annual Operations & Maintenance Costs (if any)	2024	2025	2026	2027	2028	2029	TOTAL
General Fund	\$ -	\$ -	\$ -	\$ -	\$ -	\$ -	\$ -

Cost Assumptions

Total Estimated Cost of Project: _____ **Date of Cost Estimate:** 3/25/2022

Scope of Estimate:

Cost based on similar project in FY 2022

FY 2024 CAPITAL IMPROVEMENT PROJECT REQUEST FORM

GENERAL FUND

Project Name: D60 Vehicle Replacement (Vehicle 157)

Epic! Goal

6. Be a premier employer by fostering a diverse, highly engaged workforce through employee recruitment and attraction, workforce retention, employee development and inclusion initiatives.

At A Glance

Project Type:	<u>Replacement</u>	Project Number:	<u></u>
Department:	<u>Fire</u>	Project Manager:	<u>Eric Leon</u>
Service Life:	<u>12 years</u>	Project Status:	<u>New</u>
Year Project Began:	<u></u>		

Is this project associated with a Master Plan? No

Project Description

Replacing the District Chief Command vehicle (vehicle 157) with a new Ford F250 4-door crew cab with a modular utility box. The modular utility box will be used to store the equipment utilized by the District Chief.

Project Justification

The current Vehicle 157 is a 2016 Ford Expedition listed on the replacement list for 2026. This vehicle is in poor condition and needs to be replaced sooner than 2026. It is questionable to be used as a front line emergency vehicle for safety reasons. The requested replacement vehicle is designed to function as an incident command post for fire department operations. The mission specific vehicle will have a modular utility box that will be able to increase the storage ability over the current District Chief vehicle and store all of the equipment in a separate compartment which increases the safety of the occupants. The current vehicle is a Ford Expedition SUV, with no separation between the equipment carried and occupants. The amount of equipment that is carried by the District Chief vehicle has increased significantly since the purchase of the current vehicle (#157.) As an example, since the purchase of vehicle #157, tactical ballistic vests and helmets have been added as well as additional required EMS supplies and air monitoring meters. This vehicle will also support the "Clean Cab Concept" by separating the bunker gear from the occupant cab. The modular utility box is independent of the vehicle chassis and can be removed and remounted on a different chassis if needed.

If there has been a change from prior year please explain:

Expenditure Plan	2024	2025	2026	2027	2028	2029	TOTAL
Project Costs	\$ 150,000	\$ -	\$ -	\$ -	\$ -	\$ -	\$ 150,000

Funding Plan	2024	2025	2026	2027	2028	2029	TOTAL
General Fund	\$ 150,000	\$ -	\$ -	\$ -	\$ -	\$ -	\$ 150,000
Total	\$ 150,000	\$ -	\$ -	\$ -	\$ -	\$ -	\$ 150,000

Annual Operations & Maintenance Costs (if any)

	2024	2025	2026	2027	2028	2029	TOTAL
Fund Name	\$ -	\$ -	\$ -	\$ -	\$ -	\$ -	\$ -

Cost Assumptions

Total Estimated Cost of Project: \$150,000 **Date of Cost Estimate:** 3/21/2023

Scope of Estimate:

FY 2024 CAPITAL IMPROVEMENT PROJECT REQUEST FORM

GENERAL FUND

Project Name: Decon Washer for SCBA Bottles, Masks, Gloves, Helmets and Boots

Epic! Goal

6. Be a premier employer by fostering a diverse, highly engaged workforce through employee recruitment and attraction, workforce retention, employee development and inclusion initiatives.

At A Glance

Project Type:	<u>Equipment</u>	Project Number:	<u></u>
Department:	<u>Fire</u>	Project Manager:	<u>Eric Leon</u>
Service Life:	<u>20 years</u>	Project Status:	<u>New</u>
Year Project Began:	<u>FY24</u>		

Is this project associated with a Master Plan? No

Project Description

Purchase a Decon washer for SCBA packs, bottles, masks, gloves, helmets, and boots. The cost estimate is \$36,000.

Project Justification

Currently the department has two bunker gear extractors used to wash/decon gear after exposure to fires or toxic environments. The extractor is not set up to wash SCBA equipment, helmets, or boots. The current process involves the firefighter hosing the above gear down with soap and water after an incident. This is not a highly effective method to remove the toxic contamination left on the equipment.

If there has been a change from prior year please explain:

<i>Expenditure Plan</i>	<i>2024</i>	<i>2025</i>	<i>2026</i>	<i>2027</i>	<i>2028</i>	<i>2029</i>	<i>TOTAL</i>
Project Costs	\$ 36,000	\$ -	\$ -	\$ -	\$ -	\$ -	\$ 36,000

<i>Funding Plan</i>	<i>2024</i>	<i>2025</i>	<i>2026</i>	<i>2027</i>	<i>2028</i>	<i>2029</i>	<i>TOTAL</i>
General Fund	\$ 36,000	\$ -	\$ -	\$ -	\$ -	\$ -	\$ 36,000
Total	\$ 36,000	\$ -	\$ -	\$ -	\$ -	\$ -	\$ 36,000

Annual Operations & Maintenance Costs (if any)

	<i>2024</i>	<i>2025</i>	<i>2026</i>	<i>2027</i>	<i>2028</i>	<i>2029</i>	<i>TOTAL</i>
Fund Name	\$ -	\$ -	\$ -	\$ -	\$ -	\$ -	\$ -

Cost Assumptions

Total Estimated Cost of Project: \$36,000 **Date of Cost Estimate:** 3/21/2023

Scope of Estimate:

FY 2024 CAPITAL IMPROVEMENT PROJECT REQUEST FORM

GENERAL FUND

Project Name: Dunedin Public Library Playground

Epic! Goal

1. Create a vibrant, cultural experience that touches the lives of our community and visitors.

At A Glance

Project Type: <u>Repair & Maintenance</u>	Project Number: <u>412101</u>
Department: <u>Library</u>	Project Manager: <u>Phyllis Gorshe / Lanie Sheets</u>
Service Life: <u>12 years</u>	Project Status: <u>Existing</u>
Year Project Began: _____	
Is this project associated with a Master Plan? <u>No</u>	

Project Description

The current Dunedin Public Library playground was installed in 2010 with funding from the Dunedin Friends of the Library, City of Dunedin General Fund, and numerous donors. A typical playground has a lifespan of 10-15 years. The Dunedin Friends of the Library and other stakeholder groups/donors would fundraise in order to fund all of the demo, removal, new playground equipment, installation and labor for the Library. Due to COVID 19 and fundraising concerns, the project needs to be moved to the next fiscal year, 2023. The library is currently looking at grants to help supplement the fundraising of the Friends of the Library. We will work with Parks and Recreation on the bids and recommendations of playground equipment. In addition, Parks and Recreation regularly monitors the current structure for quality and safety. The City of Dunedin also allocated \$50,000 in ARPA funding toward the project.

Project Justification

This project will meet the EPIC goals 1 & 2. As the playground equipment is showing its age, it is important that we replace the structure for the safety and enjoyment of our library patrons.

If there has been a change from prior year please explain:

The project was originally planned for 2021, but due to COVID19, the Friends of the Library had to reevaluate their fundraising due to limited income with the book store being closed and no large events such as the annual book sale. Fundraising has started and the City of Dunedin has designated \$50,000 in ARPA funding and \$50,000 from the General Fund to this project in FY23. An additional \$50,000 will be allocated in FY23 from bequest funds. The project may not be completed in FY 2023 so the CIP is being resubmitted for FY 2024 as a carryover.

Expenditure Plan	2024	2025	2026	2027	2028	2029	TOTAL
Project Costs	\$ -	\$ -	\$ -	\$ -	\$ -	\$ -	\$ -

Funding Plan	2024	2025	2026	2027	2028	2029	TOTAL
Prior Year Carryforward	\$ -	\$ -	\$ -	\$ -	\$ -	\$ -	\$ -
Total	\$ -	\$ -	\$ -	\$ -	\$ -	\$ -	\$ -

Annual Operations & Maintenance Costs (if any)

	2024	2025	2026	2027	2028	2029	TOTAL
General Fund	\$ -	\$ -	\$ -	\$ -	\$ -	\$ -	\$ -

Cost Assumptions

Total Estimated Cost of Project: \$150,000 **Date of Cost Estimate:** 1/31/2022

Scope of Estimate:

Rep Services Inc. gave Parks and Recreation an estimate of existing equipment demolition, new equipment installation, freight, and new surfacing. It was determined that we would estimate \$100,000 and adjust the equipment to meet the budget. The most recent proposal with no adjustments from one company was \$144,296. The Friends would like to keep budget at \$100,000.

FY 2024 CAPITAL IMPROVEMENT PROJECT REQUEST FORM

GENERAL FUND

Project Name: Fireboat 60 Engine Repower

Epic! Goal

5. Enhance community relationship strategies that strengthen inclusiveness, respect, transparency and collaborative engagement.

At A Glance

Project Type: Repair & Maintenance **Project Number:** _____
Department: Fire **Project Manager:** Chief Jeff Parks
Service Life: _____ **Project Status:** Existing
Year Project Began: 2023
Is this project associated with a Master Plan? No

Project Description

Repower the two Yamaha 200 hp outboard engines on Fireboat 60 in FY25. The estimated cost of each motor is \$20,000. Labor and inflation were figured into the total cost of \$60,000 to purchase in FY25.

Project Justification

The Fireboat was delivered to the City on March 24, 2015 and is currently experiencing additional maintenance costs as the vessel ages. One motor recently had the lower unit replaced and it is expected that the second motor will have the same issue soon. Much of the research on engine life spans gives the expectancy of 1,500 - 3,000 hours. The fireboat currently has just over 1,000 hours of use on it. These motors are subjected to emergency conditions which require a quick start and high speeds to get to a scene. Many times the boat is operating in shallow salt water conditions which ages the motor faster than in normal conditions.

If there has been a change from prior year please explain:

Expenditure Plan	2024	2025	2026	2027	2028	2029	TOTAL
Project Costs	\$ -	\$ 60,000	\$ -	\$ -	\$ -	\$ -	\$ 60,000

Funding Plan	2024	2025	2026	2027	2028	2029	TOTAL
General Fund	\$ -	\$ 60,000	\$ -	\$ -	\$ -	\$ -	\$ 60,000
Total	\$ -	\$ 60,000	\$ -	\$ -	\$ -	\$ -	\$ 60,000

Annual Operations & Maintenance Costs (if any)	2024	2025	2026	2027	2028	2029	TOTAL
General Fund	\$ -	\$ -	\$ -	\$ -	\$ -	\$ -	\$ -

Cost Assumptions

Total Estimated Cost of Project: \$60,000 **Date of Cost Estimate:** 5/12/2022

Scope of Estimate:

Approximately 12% of the total cost will be reimbursed by Pinellas County to cover costs for the Fire District.

FY 2024 CAPITAL IMPROVEMENT PROJECT REQUEST FORM

GENERAL FUND

Project Name: Fisher Tennis Court Lights

Epic! Goal

1. Create a vibrant, cultural experience that touches the lives of our community and visitors.

At A Glance

Project Type:	<u>Rehabilitation</u>	Project Number:	<u>TBD</u>
Department:	<u>Parks & Recreation</u>	Project Manager:	<u>Chris Hoban</u>
Service Life:	<u>25 years</u>	Project Status:	<u>Existing</u>
Year Project Began:	<u> </u>		

Is this project associated with a Master Plan? No

Project Description

The lights at Highlander and Fisher tennis courts were installed at the same time. The Highlander Court lights stopped working in 2019, unexpectedly, and needed to be replaced. Therefore, we are expecting the Fisher Courts will need to be replaced as well. The new lights are more energy efficient, prevent spillage, and can be programed remotely for better safety of the participants.

Project Justification

If there has been a change from prior year please explain:

Lights are currently still operational, therefore funding is being deferred another year to FY 25.

<i>Expenditure Plan</i>	<i>2024</i>	<i>2025</i>	<i>2026</i>	<i>2027</i>	<i>2028</i>	<i>2029</i>	<i>TOTAL</i>
Project Costs	\$ -	\$ 125,000	\$ -	\$ -	\$ -	\$ -	\$ 125,000

<i>Funding Plan</i>	<i>2024</i>	<i>2025</i>	<i>2026</i>	<i>2027</i>	<i>2028</i>	<i>2029</i>	<i>TOTAL</i>
General Fund	\$ -	\$ 125,000	\$ -	\$ -	\$ -	\$ -	\$ 125,000
Total	\$ -	\$ 125,000	\$ -	\$ -	\$ -	\$ -	\$ 125,000

<i>Annual Operations & Maintenance Costs (if any)</i>	<i>2024</i>	<i>2025</i>	<i>2026</i>	<i>2027</i>	<i>2028</i>	<i>2029</i>	<i>TOTAL</i>
General Fund	\$ -	\$ -	\$ -	\$ -	\$ -	\$ -	\$ -

Cost Assumptions

Total Estimated Cost of Project: \$125,000 **Date of Cost Estimate:** 1/1/2020

Scope of Estimate:

This cost estimate is based on the same scope of work that was performed, in FY 2019, at the adjacent tennis courts.

FY 2024 CAPITAL IMPROVEMENT PROJECT REQUEST FORM

GENERAL FUND

Project Name: Fitness Equipment Replacement

Epic! Goal

1. Create a vibrant, cultural experience that touches the lives of our community and visitors.

At A Glance

Project Type:	<u>Equipment</u>	Project Number:	<u>TBD</u>
Department:	<u>Parks & Recreation</u>	Project Manager:	<u>Bobby Gallagher</u>
Service Life:	<u>15 years</u>	Project Status:	<u>New</u>
Year Project Began:	<u>2007</u>		
Is this project associated with a Master Plan? <u>No</u>			

Project Description

Replace all core resistance equipment in the fitness room at the Dunedin Community Center.

Project Justification

This equipment was originally purchased in 2007. The brand has been discontinued which is making it difficult to find replacement parts as piece of the equipment need repair. As piece of equipment break, they will be unable to be repaired.

If there has been a change from prior year please explain:

<i>Expenditure Plan</i>	<i>2024</i>	<i>2025</i>	<i>2026</i>	<i>2027</i>	<i>2028</i>	<i>2029</i>	<i>TOTAL</i>
Project Costs	\$ 50,000	\$ 50,000	\$ -	\$ -	\$ -	\$ -	\$ 100,000

<i>Funding Plan</i>	<i>2024</i>	<i>2025</i>	<i>2026</i>	<i>2027</i>	<i>2028</i>	<i>2029</i>	<i>TOTAL</i>
General Fund	\$ 50,000	\$ 50,000	\$ -	\$ -	\$ -	\$ -	\$ 100,000
Total	\$ 50,000	\$ 50,000	\$ -	\$ -	\$ -	\$ -	\$ 100,000

Annual Operations & Maintenance Costs (if any)

<i>Annual Operations & Maintenance Costs (if any)</i>	<i>2024</i>	<i>2025</i>	<i>2026</i>	<i>2027</i>	<i>2028</i>	<i>2029</i>	<i>TOTAL</i>
General Fund	\$ -	\$ -	\$ -	\$ -	\$ -	\$ -	\$ -

Cost Assumptions

Total Estimated Cost of Project: \$100,000 **Date of Cost Estimate:** 2/1/2023

Scope of Estimate:

FY 2024 CAPITAL IMPROVEMENT PROJECT REQUEST FORM

GENERAL FUND

Project Name: Logistics Storage Building

Epic! Goal

6. Be a premier employer by fostering a diverse, highly engaged workforce through employee recruitment and attraction, workforce retention, employee development and inclusion initiatives.

At A Glance

Project Type:	<u>Infrastructure</u>	Project Number:	<u></u>
Department:	<u>Fire</u>	Project Manager:	<u>Michael Handoga</u>
Service Life:	<u>25 years</u>	Project Status:	<u>New</u>
Year Project Began:	<u>FY24</u>		

Is this project associated with a Master Plan? No

Project Description

Purchase a pre-designed 2,800 sq ft metal storage building with 4 - 5 bays that is rated for a Cat 5 storm. This building would be located on the north fence line, east of the generator at the EOC/Fire Training Center property. The estimated cost is \$140,000 for the building and \$60,000 for the foundation. Estimating \$100/month for electricity.

Project Justification

This building would be used to store backup apparatus and equipment during normal operations. This building is needed as we have been searching throughout the City for a location to store some of our backup apparatus and have been unable to locate any. If we were gearing up for a storm, the building would be used to house first out apparatus that may have been evacuated from station 61 if needed.

If there has been a change from prior year please explain:

Move from FY24 to FY25

Expenditure Plan	2024	2025	2026	2027	2028	2029	TOTAL
Project Costs	\$ -	\$ 200,000	\$ -	\$ -	\$ -	\$ -	\$ 200,000

Funding Plan	2024	2025	2026	2027	2028	2029	TOTAL
General Fund	\$ -	\$ 200,000	\$ -	\$ -	\$ -	\$ -	\$ 200,000
Total	\$ -	\$ 200,000	\$ -	\$ -	\$ -	\$ -	\$ 200,000

Annual Operations & Maintenance Costs (if any)

	2024	2025	2026	2027	2028	2029	TOTAL
General Fund	\$ 1,200	\$ 1,200	\$ 1,200	\$ 1,200	\$ 1,200	\$ 1,200	\$ 7,200

Cost Assumptions

Total Estimated Cost of Project: \$207,200 **Date of Cost Estimate:** 3/20/2023

Scope of Estimate:

FY 2024 CAPITAL IMPROVEMENT PROJECT REQUEST FORM

GENERAL FUND

Project Name: MLK Outdoor Basketball Court Lighting Replacement

Epic! Goal

1. Create a vibrant, cultural experience that touches the lives of our community and visitors.

At A Glance

Project Type:	<u>Replacement</u>	Project Number:	<u>TBD</u>
Department:	<u>Parks & Recreation</u>	Project Manager:	<u>Emily Hoban</u>
Service Life:	<u>25 years</u>	Project Status:	<u>New</u>
Year Project Began:	<u></u>		
Is this project associated with a Master Plan? <u>No</u>			

Project Description

Replace existing exterior outdoor basketball court lighting

Project Justification

The outdoor lighting needs to be replaced due to age of equipment/weathering of existing hardware.

If there has been a change from prior year please explain:

Expenditure Plan	2024	2025	2026	2027	2028	2029	TOTAL
Project Costs	\$ 25,000	\$ -	\$ -	\$ -	\$ -	\$ -	\$ 25,000

Funding Plan	2024	2025	2026	2027	2028	2029	TOTAL
General Fund	\$ 25,000	\$ -	\$ -	\$ -	\$ -	\$ -	\$ 25,000
Total	\$ 25,000	\$ -	\$ -	\$ -	\$ -	\$ -	\$ 25,000

Annual Operations & Maintenance Costs (if any)	2024	2025	2026	2027	2028	2029	TOTAL
General Fund	\$ -	\$ -	\$ -	\$ -	\$ -	\$ -	\$ -

Cost Assumptions

Total Estimated Cost of Project: \$25,000 **Date of Cost Estimate:** 2/2/2023

Scope of Estimate:

Crane truck with 2 man crew; Remove (4) existing 5" square poles and (4) existing M/H fixtures, recycle offsite
 F/I (4) 5" square hurricane rated poles onto concrete bases; F/I (4) 290W LED area lights with tenon mounts
 System testing; *5 year manufacturers warranty on fixtures

FY 2024 CAPITAL IMPROVEMENT PROJECT REQUEST FORM

GENERAL FUND

Project Name: New Website, Cloud Systems, Open Forms, Set Up and Training

Epic! Goal

5. Enhance community relationship strategies that strengthen inclusiveness, respect, transparency and collaborative engagement.

At A Glance

Project Type:	<u>Replacement</u>	Project Number:	<u>192201</u>
Department:	<u>Communications</u>	Project Manager:	<u>Sue Burness</u>
Service Life:	<u>5 years</u>	Project Status:	<u>Existing</u>
Year Project Began:	<u>2022</u>		

Is this project associated with a Master Plan? No

Project Description

Replace existing city website with Government Experiene Cloud platform/Open Cities, includes the addition of Open Forms module to reduce the number of PDFS on the site and provide online efficiency and convenience for residents, businesses and staff in processing documents. The new site will include more graphic features, widgets that allow better access and communications with diverse populations, ADA compliance and enhanced user experience. The new site includes support in site achitecture design, content archive and migration, user testing and staff training.

Project Justification

The City of Dunedin's website is the city's vital portal of information providing residents and the public access to information, policies, ordinances, legislation, programs, and an opportunity to engage in local government by watching Commission, boards and committee meetings live or recorded. The website platform is outdated, inefficient and doesn't function with new plug-ins which enhance the user experience and integrate with other digital platforms. An upgrade to the existing website is needed. The investment needs Open Cities/Granicus support to build, design and train as City staff does not have the capacity to take this on.

If there has been a change from prior year please explain:

Goal is to launch new site fall 2023.Staff.

Expenditure Plan	2024	2025	2026	2027	2028	2029	TOTAL
Project Costs	\$ 36,934	\$ 38,780	\$ 40,719	\$ -	\$ -	\$ -	\$ 116,433

Funding Plan	2024	2025	2026	2027	2028	2029	TOTAL
General Fund	\$ 36,934	\$ 38,780	\$ 40,719	\$ -	\$ -	\$ -	\$ 116,433
Total	\$ 36,934	\$ 38,780	\$ 40,719	\$ -	\$ -	\$ -	\$ 116,433

Annual Operations & Maintenance Costs (if any)	2024	2025	2026	2027	2028	2029	TOTAL
General Fund	\$ -	\$ -	\$ -	\$ -	\$ -	\$ -	\$ -

Cost Assumptions

Total Estimated Cost of Project: 40,000 annually **Date of Cost Estimate:** 3.30.2022

Scope of Estimate:

FY 2024 CAPITAL IMPROVEMENT PROJECT REQUEST FORM

GENERAL FUND

Project Name: Park Pavilion Replacement

Epic! Goal

2. Create a visual sense of place.

At A Glance

Project Type: Infrastructure

Project Number: 461901

Department: Parks & Recreation

Project Manager: Lanie Sheets

Service Life: 20 years

Project Status: Existing

Year Project Began: _____

Is this project associated with a Master Plan? No

Project Description

This project provides for the refurbishment or replacement of aging picnic pavilions throughout the park system. There are currently 13 shelters and 2 gazebos in the inventory. Many of the pavilions are significantly aged and need complete replacement. This started in FY 2019 with the two shelters in Hammock Park. FY 24 replacements include Highlander Park Shelters (2) to coincide with the Highlander Pool project.

Project Justification

These areas are highly used by summer camps, pool visitors and the Community Garden. No operating impacts are anticipated. Revenues for the rental of the shelters is approximately \$40,000 per year. If these are not properly maintained, these revenues will decrease.

If there has been a change from prior year please explain:

Costs updated with current pricing. Also, both shelters at Sprayground have been put in the same year (FY 25) instead of multiple years to coincide with the Pool Replacement project.

<i>Expenditure Plan</i>	<i>2024</i>	<i>2025</i>	<i>2026</i>	<i>2027</i>	<i>2028</i>	<i>2029</i>	<i>TOTAL</i>
Project Costs	\$ -	\$ 250,000	\$ 80,000	\$ 150,000	\$ 80,000	\$ 80,000	\$ 640,000

<i>Funding Plan</i>	<i>2024</i>	<i>2025</i>	<i>2026</i>	<i>2027</i>	<i>2028</i>	<i>2029</i>	<i>TOTAL</i>
General Fund	\$ -	\$ 250,000	\$ 80,000	\$ 150,000	\$ 80,000	\$ 80,000	\$ 640,000
Total	\$ -	\$ 250,000	\$ 80,000	\$ 150,000	\$ 80,000	\$ 80,000	\$ 640,000

<i>Annual Operations & Maintenance Costs (if any)</i>	<i>2024</i>	<i>2025</i>	<i>2026</i>	<i>2027</i>	<i>2028</i>	<i>2029</i>	<i>TOTAL</i>
General Fund	\$ -	\$ -	\$ -	\$ -	\$ -	\$ -	\$ -

Cost Assumptions

Total Estimated Cost of Project: _____

Date of Cost Estimate: 2/1/2022

Scope of Estimate:

FY 2024 CAPITAL IMPROVEMENT PROJECT REQUEST FORM

GENERAL FUND

Project Name: Parking Sensors

Epic! Goal

1. Create a vibrant, cultural experience that touches the lives of our community and visitors.

At A Glance

Project Type:	<u>Improvement</u>	Project Number:	<u></u>
Department:	<u>Community Development</u>	Project Manager:	<u>Kathy Gademer</u>
Service Life:	<u>10 years</u>	Project Status:	<u>Existing</u>
Year Project Began:	<u>2023</u>		
Is this project associated with a Master Plan? <u>No</u>			

Project Description

Installation of in-ground Wi-Fi parking sensors in downtown public street and garage parking spaces. Costs unknown at this time. There will also be ongoing annual costs associated with this project.

Project Justification

With progressing urbanisation and increasing availability of the cars and ride hailing services, inefficient parking has become a huge burden for drivers. Motorists on average spend 30% of their driving time in cities looking for free spaces and that causes much frustration and stress. INRIX studied drivers' parking behavior in 30 cities in the UK, US, and Germany and estimated that the combined cost in wasted time, fuel, and carbon emissions to the economies of these countries amounted to \$200 billion a year. In ground parking sensors allow the public to use a web app to locate available parking spaces or view an electronic display monitor to find available parking spaces.

If there has been a change from prior year please explain:

No

Expenditure Plan	2024	2025	2026	2027	2028	2029	TOTAL
Project Costs	TBD	\$ -	\$ -	\$ -	\$ -	\$ -	\$ -

Funding Plan	2024	2025	2026	2027	2028	2029	TOTAL
General Fund	TBD	\$ -	\$ -	\$ -	\$ -	\$ -	\$ -
Total	\$ -	\$ -	\$ -	\$ -	\$ -	\$ -	\$ -

Annual Operations & Maintenance Costs (if any)	2024	2025	2026	2027	2028	2029	TOTAL
General Fund	\$ -	\$ -	\$ -	\$ -	\$ -	\$ -	\$ -

Cost Assumptions

Total Estimated Cost of Project: _____ Date of Cost Estimate: _____

Scope of Estimate:

FY 2024 CAPITAL IMPROVEMENT PROJECT REQUEST FORM

GENERAL FUND

Project Name: Parks Horticultural Technician Truck

Epic! Goal

4. Be the statewide model for environmental sustainability stewardship.

At A Glance

Project Type:	<u>Equipment</u>	Project Number:	<u></u>
Department:	<u>Parks & Recreation</u>	Project Manager:	<u>Vince Gizzi</u>
Service Life:	<u>10 years</u>	Project Status:	<u>New</u>
Year Project Began:	<u></u>		
Is this project associated with a Master Plan? <u>No</u>			

Project Description

Purchase an F-150 Super Cab truck for daily use by Parks Division Horticultural Technicians at an initial cost of \$33,000.

Project Justification

Horticultural Technician is a new position within the Parks Division. Staff in this position operate independently and in multiple locations throughout the city. Staff require a dedicated medium-duty truck capable of hauling at least 8,000 pounds.

If there has been a change from prior year please explain:

<i>Expenditure Plan</i>	2024	2025	2026	2027	2028	2029	TOTAL
Project Costs	\$ 33,000	\$ -	\$ -	\$ -	\$ -	\$ -	\$ 33,000

<i>Funding Plan</i>	2024	2025	2026	2027	2028	2029	TOTAL
Fund Name	\$ 33,000	\$ -	\$ -	\$ -	\$ -	\$ -	\$ 33,000
Total	\$ 33,000	\$ -	\$ -	\$ -	\$ -	\$ -	\$ 33,000

<i>Annual Operations & Maintenance Costs (if any)</i>							
	2024	2025	2026	2027	2028	2029	TOTAL
Fund Name	\$ -	\$ -	\$ -	\$ -	\$ -	\$ -	\$ -

Cost Assumptions

Total Estimated Cost of Project: \$33,000 **Date of Cost Estimate:** 8/22/2023

Scope of Estimate:

FY 2024 CAPITAL IMPROVEMENT PROJECT REQUEST FORM

GENERAL FUND

Project Name: Patricia Corridor Enhancements

Epic! Goal

2. Create a visual sense of place.

At A Glance

Project Type: Improvement **Project Number:** 181905

Department: Economic & Housing Dev. **Project Manager:** Robert Ironsmith

Service Life: _____ **Project Status:** Existing

Year Project Began: 2020

Is this project associated with a Master Plan? Yes - Economic Development Master Plan

Project Description

Planned improvements to the Patricia Avenue Corridor consisting of an entryway feature at SR 580 and Patricia Avenue along with artistic features and possible landscaping.

Project Justification

Planned enhancement to continue the revitalization of the Patricia Avenue corridor. Improvements will add vibrancy to Patricia Avenue and encourage private investment resulting in increased tax base and job creation.

If there has been a change from prior year please explain:

Expenditure Plan	2024	2025	2026	2027	2028	2029	TOTAL
Project Costs	\$ 50,000	\$ -	\$ -	\$ -	\$ -	\$ -	\$ 50,000

Funding Plan	2024	2025	2026	2027	2028	2029	TOTAL
General Fund	\$ 50,000	\$ -	\$ -	\$ -	\$ -	\$ -	\$ 50,000
Prior Year Carryforward	\$ -	\$ -	\$ -	\$ -	\$ -	\$ -	\$ -
Total	\$ 50,000	\$ -	\$ -	\$ -	\$ -	\$ -	\$ 50,000

Annual Operations & Maintenance Costs (if any)	2024	2025	2026	2027	2028	2029	TOTAL
General Fund	\$ -	\$ -	\$ -	\$ -	\$ -	\$ -	\$ -

Cost Assumptions

Total Estimated Cost of Project: \$435,000 **Date of Cost Estimate:** 3/6/2023

Scope of Estimate:

The median project construction should be completed in FY23 with the Art feature to move forward in FY24

FY 2024 CAPITAL IMPROVEMENT PROJECT REQUEST FORM

GENERAL FUND

Project Name: Purple Heart Park Renovation

Epic! Goal

2. Create a visual sense of place.

At A Glance

Project Type:	<u>Rehabilitation</u>	Project Number:	<u>TBD</u>
Department:	<u>Parks & Recreation</u>	Project Manager:	<u>Vince Gizzi</u>
Service Life:	<u>25 years</u>	Project Status:	<u>Existing</u>
Year Project Began:	<u>2018</u>		
Is this project associated with a Master Plan? <u>No</u>			

Project Description

Purple Heart Park sits in the heart of Dunedin at the intersection of Main Street and Alternate 19. The park was dedicated in 2008 with a monument and memorial bricks dedicated to Purple Heart recipients. This project would relocate the monument to the northeast part of the park, with better visibility. The mound would also be removed to create better open space and function.

Project Justification

The monument is located very close to the road, making it difficult for visitors to gather and appreciate the monument. Safety concerns have also been raised at the annual Purple Heart ceremony. It also has limited visibility and prominence for those entering the park from Main Street. Lastly, there is a mound in the central part of the park, making that space useless for park visitors.

If there has been a change from prior year please explain:

Expenditure Plan	2024	2025	2026	2027	2028	2029	TOTAL
Project Costs	\$ 100,000	\$ -	\$ -	\$ -	\$ -	\$ -	\$ 100,000

Funding Plan	2024	2025	2026	2027	2028	2029	TOTAL
General Fund	\$ 100,000	\$ -	\$ -	\$ -	\$ -	\$ -	\$ 100,000
Total	\$ 100,000	\$ -	\$ -	\$ -	\$ -	\$ -	\$ 100,000

Annual Operations & Maintenance Costs (if any)	2024	2025	2026	2027	2028	2029	TOTAL
General Fund	\$ -	\$ -	\$ -	\$ -	\$ -	\$ -	\$ -

Cost Assumptions

Total Estimated Cost of Project: _____ **Date of Cost Estimate:** _____

Scope of Estimate:

This is an estimate as last costs projections were in 2019

FY 2024 CAPITAL IMPROVEMENT PROJECT REQUEST FORM

GENERAL FUND

Project Name: ROW Enhancements

Epic! Goal

1. Create a vibrant, cultural experience that touches the lives of our community and visitors.

At A Glance

Project Type:	<u>Improvement</u>	Project Number:	<u></u>
Department:	<u>Economic & Housing Dev.</u>	Project Manager:	<u>Robert Ironsmith</u>
Service Life:	<u>15</u>	Project Status:	<u>New</u>
Year Project Began:	<u>2024</u>		

Is this project associated with a Master Plan? Yes - Economic Development Master Plan

Project Description

SR580 Right of Way enhancement southside of SR 580 from Lake Haven Road to Crowley Drive Street consisting of black decorative fencing.

Project Justification

Remove blighting influence of current deteriorating and unsightly fence.

If there has been a change from prior year please explain:

Expenditure Plan	2024	2025	2026	2027	2028	2029	TOTAL
Project Costs	\$ 75,000	\$ -	\$ -	\$ -	\$ -	\$ -	\$ 75,000

Funding Plan	2024	2025	2026	2027	2028	2029	TOTAL
General Fund	\$ 75,000	\$ -	\$ -	\$ -	\$ -	\$ -	\$ 75,000
Total	\$ 75,000	\$ -	\$ -	\$ -	\$ -	\$ -	\$ 75,000

Annual Operations & Maintenance Costs (if any)	2024	2025	2026	2027	2028	2029	TOTAL
General Fund	\$ -	\$ -	\$ -	\$ -	\$ -	\$ -	\$ -

Cost Assumptions

Total Estimated Cost of Project: \$75,000 **Date of Cost Estimate:**

Scope of Estimate:

Waiting on vendor estimate.

FY 2024 CAPITAL IMPROVEMENT PROJECT REQUEST FORM

GENERAL FUND

Project Name: Sprayground Resurfacing

Epic! Goal

1. Create a vibrant, cultural experience that touches the lives of our community and visitors.

At A Glance

Project Type:	<u>Repair & Maintenance</u>	Project Number:	<u>TBD</u>
Department:	<u>Parks & Recreation</u>	Project Manager:	<u>Alicia Castricone</u>
Service Life:	<u>10 years</u>	Project Status:	<u>New</u>
Year Project Began:	<u></u>		

Is this project associated with a Master Plan? No

Project Description

Replace existing surface that is showing wear and tear with a safer surface product.

Project Justification

The Sprayground's current surface is showing wear and starting to crack. The new surface would be a padded surface similar to life floor. This will reduce the amount of injuries due to falls and slips, more so than traditional surfacing.

If there has been a change from prior year please explain:

Expenditure Plan	2024	2025	2026	2027	2028	2029	TOTAL
Project Costs	\$ 90,000	\$ -	\$ -	\$ -	\$ -	\$ -	\$ 90,000

Funding Plan	2024	2025	2026	2027	2028	2029	TOTAL
General Fund	\$ 90,000	\$ -	\$ -	\$ -	\$ -	\$ -	\$ 90,000
Total	\$ 90,000	\$ -	\$ -	\$ -	\$ -	\$ -	\$ 90,000

Annual Operations & Maintenance Costs (if any)	2024	2025	2026	2027	2028	2029	TOTAL
General Fund	\$ -	\$ -	\$ -	\$ -	\$ -	\$ -	\$ -

Cost Assumptions

Total Estimated Cost of Project: \$90,000 **Date of Cost Estimate:** 4/5/2022

Scope of Estimate:

FY 2024 CAPITAL IMPROVEMENT PROJECT REQUEST FORM

GENERAL FUND

Project Name: SR 580 Mast Arm Repainting

Epic! Goal

2. Create a visual sense of place.

At A Glance

Project Type: <u>Repair & Maintenance</u>	Project Number: <u>TBD</u>
Department: <u>UT-Engineering</u>	Project Manager: <u>Sue Bartlett</u>
Service Life: <u>15 years</u>	Project Status: <u>Existing</u>
Year Project Began: _____	
Is this project associated with a Master Plan? <u>No</u>	

Project Description

The City of Dunedin has a Maintenance Agreement with FDOT to paint all the SR 580 mast arms, cabinet boxes and pedestrian signal poles. It is anticipated that these will be repainted in FY 2025. This project is estimated to cost approximately \$125,000.

Project Justification

If there has been a change from prior year please explain:

Costs were increased based on updated estimate.

Expenditure Plan	2024	2025	2026	2027	2028	2029	TOTAL
Project Costs	\$ -	\$ 125,000	\$ -	\$ -	\$ -	\$ -	\$ 125,000

Funding Plan	2024	2025	2026	2027	2028	2029	TOTAL
General Fund	\$ -	\$ 125,000	\$ -	\$ -	\$ -	\$ -	\$ 125,000
Total	\$ -	\$ 125,000	\$ -	\$ -	\$ -	\$ -	\$ 125,000

Annual Operations & Maintenance Costs (if any)	2024	2025	2026	2027	2028	2029	TOTAL
General Fund	\$ -	\$ -	\$ -	\$ -	\$ -	\$ -	\$ -

Cost Assumptions

Total Estimated Cost of Project: \$125,000 **Date of Cost Estimate:** _____

Scope of Estimate:

FY 2024 CAPITAL IMPROVEMENT PROJECT REQUEST FORM

GENERAL FUND

Project Name: Station 60 Kitchen Renovation

Epic! Goal

6. Be a premier employer by fostering a diverse, highly engaged workforce through employee recruitment and attraction, workforce retention, employee development and inclusion initiatives.

At A Glance

Project Type:	Replacement	Project Number:	
Department:	Fire	Project Manager:	Jeffrey Parks
Service Life:	20	Project Status:	Existing
Year Project Began:	2023		

Is this project associated with a Master Plan? No

Project Description

Renovation of the kitchen at fire station 60. The cabinets, countertop, sink, flooring, and gas stove need to be replaced. Some repairs to the drywall near the sink may be needed due to water/mold damage. The estimated cost to replace the cabinets, countertop and sink is \$30,000. The estimated cost of replacing the tile floor is \$7,500 and the commercial gas stove is \$3300. The overall cost of this project is estimated to be \$40,800.

Project Justification

The cabinets were installed during the renovation in 1993. The stove is possibly the original stove for the building (1977) and is experiencing issues regulating the flame on the burners.

If there has been a change from prior year please explain:

Is supposed to be completed in fy23 but Public Services has put on hold. Carry-forward may be need if not completed.

Expenditure Plan	2024	2025	2026	2027	2028	2029	TOTAL
Project Costs	\$ -	\$ -	\$ -	\$ -	\$ -	\$ -	\$ -

Funding Plan	2024	2025	2026	2027	2028	2029	TOTAL
Prior Year Carryforward	\$ -	\$ -	\$ -	\$ -	\$ -	\$ -	\$ -
Total	\$ -	\$ -	\$ -	\$ -	\$ -	\$ -	\$ -

Annual Operations & Maintenance Costs (if any)	2024	2025	2026	2027	2028	2029	TOTAL
Fund Name	\$ -	\$ -	\$ -	\$ -	\$ -	\$ -	\$ -

Cost Assumptions

Total Estimated Cost of Project: \$40,800 **Date of Cost Estimate:** 3/8/2022

Scope of Estimate:

Royal Construction and Realestate Investment (RCRI) prepared a cost estimate for the renovation. The commercial stove price was taken from <https://www.katom.com/348-X4361DNG.html>.

FY 2024 CAPITAL IMPROVEMENT PROJECT REQUEST FORM

GENERAL FUND

Project Name: Station 62 Kitchen Renovation

Epic! Goal

6. Be a premier employer by fostering a diverse, highly engaged workforce through employee recruitment and attraction, workforce retention, employee development and inclusion initiatives.

At A Glance

Project Type:	Replacement	Project Number:	
Department:	Fire	Project Manager:	Jeffrey Parks
Service Life:	20	Project Status:	Existing
Year Project Began:	2023		

Is this project associated with a Master Plan? No

Project Description

Renovation of the kitchen at fire station 62. This project will replace the kitchen cabinets, countertops, sink, supply cabinets, flooring, and electric commercial stove. The estimated cost for the cabinets, countertop, supply cabinets, and sink is \$39,000. The estimated cost of the flooring is \$5,000 and the stove is \$4,200. The total estimated cost of the project is \$48,200.

Project Justification

The cabinets are in need of repair, they are an original part of the building (1994). The stove is original to the building and is experiencing issues of not reaching proper temperature and needs to be replaced.

If there has been a change from prior year please explain:

Expenditure Plan	2024	2025	2026	2027	2028	2029	TOTAL
Project Costs	\$ 48,200	\$ -	\$ -	\$ -	\$ -	\$ -	\$ 48,200

Funding Plan	2024	2025	2026	2027	2028	2029	TOTAL
General Fund	\$ 48,200	\$ -	\$ -	\$ -	\$ -	\$ -	\$ 48,200
Total	\$ 48,200	\$ -	\$ -	\$ -	\$ -	\$ -	\$ 48,200

Annual Operations & Maintenance Costs (if any)							
Fund Name	2024	2025	2026	2027	2028	2029	TOTAL
Fund Name	\$ -	\$ -	\$ -	\$ -	\$ -	\$ -	\$ -

Cost Assumptions

Total Estimated Cost of Project: \$48,200 **Date of Cost Estimate:** 3/7/2022

Scope of Estimate:

Royal Construction and Realestate Investment (RCRI) provided an estimate for the cabinets and flooring. The stove estimate was taken from <https://www.katom.com/406-IR6E2081.html>.

FY 2024 CAPITAL IMPROVEMENT PROJECT REQUEST FORM

GENERAL FUND

Project Name: Stirling Park Driving Range Lights

Epic! Goal

2. Create a visual sense of place.

At A Glance

Project Type: <u>Infrastructure</u>	Project Number: <u>TBD</u>
Department: <u>Parks & Recreation</u>	Project Manager: <u>Chris Hoban</u>
Service Life: <u>20 years</u>	Project Status: <u>Existing</u>
Year Project Began: _____	
Is this project associated with a Master Plan? <u>No</u>	

Project Description

Dunedin Stirling Links Golf Course has been converted into a city park with the driving range and chip and putt areas remaining in operation. The current driving range provides minimal lighting for night operations. This would add adequate lighting to this area.

Project Justification

This will allow the driving range to remain open later in the evenings especially during the winter months.

If there has been a change from prior year please explain:

Cost updated per recent quote. - Moved to FY 2026

<i>Expenditure Plan</i>	<i>2024</i>	<i>2025</i>	<i>2026</i>	<i>2027</i>	<i>2028</i>	<i>2029</i>	<i>TOTAL</i>
Project Costs	\$ -	\$ -	\$ 50,000	\$ -	\$ -	\$ -	\$ 50,000

<i>Funding Plan</i>	<i>2024</i>	<i>2025</i>	<i>2026</i>	<i>2027</i>	<i>2028</i>	<i>2029</i>	<i>TOTAL</i>
General Fund	\$ -	\$ -	\$ 50,000	\$ -	\$ -	\$ -	\$ 50,000
Total	\$ -	\$ -	\$ 50,000	\$ -	\$ -	\$ -	\$ 50,000

<i>Annual Operations & Maintenance Costs (if any)</i>	<i>2024</i>	<i>2025</i>	<i>2026</i>	<i>2027</i>	<i>2028</i>	<i>2029</i>	<i>TOTAL</i>
General Fund	\$ -	\$ -	\$ -	\$ -	\$ -	\$ -	\$ -

Cost Assumptions

Total Estimated Cost of Project: \$50,000 **Date of Cost Estimate:** 9/15/2021

Scope of Estimate:

FY 2024 CAPITAL IMPROVEMENT PROJECT REQUEST FORM

GENERAL FUND

Project Name: Stirling Skate Park Street Course

Epic! Goal

1. Create a vibrant, cultural experience that touches the lives of our community and visitors.

At A Glance

Project Type:	<u>Improvement</u>	Project Number:	<u>TBD</u>
Department:	<u>Parks & Recreation</u>	Project Manager:	<u>Jocelyn Brodhead</u>
Service Life:	<u>15 years</u>	Project Status:	<u>New</u>
Year Project Began:	<u></u>		
Is this project associated with a Master Plan? <u>No</u>			

Project Description

Addition of a street course to the existing Stirling Skate Park.

Project Justification

This addition was identified in our Parks & Recreation Strategic Plan which would potential expand the park into a portion of the outdoor basketball court, leaving at least half of the court for play. This approach would attract new users and increase revenue funds.

If there has been a change from prior year please explain:

Moved to Fy 2026

Expenditure Plan	2024	2025	2026	2027	2028	2029	TOTAL
Project Costs	\$ -	\$ -	\$ 200,000	\$ -	\$ -	\$ -	\$ 200,000

Funding Plan	2024	2025	2026	2027	2028	2029	TOTAL
General Fund	\$ -	\$ -	\$ 200,000	\$ -	\$ -	\$ -	\$ 200,000
Total	\$ -	\$ -	\$ 200,000	\$ -	\$ -	\$ -	\$ 200,000

Annual Operations & Maintenance Costs (if any)

	2024	2025	2026	2027	2028	2029	TOTAL
General Fund	\$ -	\$ -	\$ -	\$ -	\$ -	\$ -	\$ -

Cost Assumptions

Total Estimated Cost of Project: \$200,000 **Date of Cost Estimate:**

Scope of Estimate:

FY 2024 CAPITAL IMPROVEMENT PROJECT REQUEST FORM

GENERAL FUND

Project Name: Study and Enhance Street Lighting

Epic! Goal

2. Create a visual sense of place.

At A Glance

Project Type: Improvement
Department: PW-Streets
Service Life: TBD
Year Project Began: N/A

Project Number: TBD
Project Manager: Sue Bartlett
Project Status: Existing

Is this project associated with a Master Plan? No

Project Description

Duke Energy has already completed enhanced street lighting along Alt. 19 / Edgewater Drive (LED lighting) during FY20. In addition, specific lighting will be installed at the Wilson St (Bayshore Blvd) pedestrian crosswalk. Staff will continue to work with Duke to assess street lighting Citywide, in an effort to identify "dark areas" in response to resident / visitor complaints. Some complaints are related to crime activity, while others are associated with pedestrian and vehicular safety. This would be a Citywide plan implemented over many years, depending upon funding availability.

Project Justification

Provide for improved safety and nighttime visibility by assessing street lighting Citywide, in an effort to identify "dark areas" in response to resident / visitor complaints related to crime activity and pedestrian / vehicular mobility. This would be a Citywide plan to be implemented over many years, depending upon cost.

If there has been a change from prior year please explain:

This is a new initiative identified during the January 23, 2020 City Commission Strategic Planning Session.

<i>Expenditure Plan</i>	<i>2024</i>	<i>2025</i>	<i>2026</i>	<i>2027</i>	<i>2028</i>	<i>2029</i>	<i>TOTAL</i>
Project Costs	\$ -	\$ 25,000	\$ -	\$ -	\$ -	\$ -	\$ 25,000

<i>Funding Plan</i>	<i>2024</i>	<i>2025</i>	<i>2026</i>	<i>2027</i>	<i>2028</i>	<i>2029</i>	<i>TOTAL</i>
General Fund	\$ -	\$ 25,000	\$ -	\$ -	\$ -	\$ -	\$ 25,000
Total	\$ -	\$ 25,000	\$ -	\$ -	\$ -	\$ -	\$ 25,000

<i>Annual Operations & Maintenance Costs (if any)</i>	<i>2024</i>	<i>2025</i>	<i>2026</i>	<i>2027</i>	<i>2028</i>	<i>2029</i>	<i>TOTAL</i>
General Fund	\$ -	\$ -	\$ -	\$ -	\$ -	\$ -	\$ -

Cost Assumptions

Total Estimated Cost of Project: Unknown at this time **Date of Cost Estimate:** N/A

Scope of Estimate:

Estimate includes a study. Costs of the project will be adjusted once the study is complete.

FY 2024 CAPITAL IMPROVEMENT PROJECT REQUEST FORM

GENERAL FUND

Project Name: Temporary Fire Training Facility

Epic! Goal

6. Be a premier employer by fostering a diverse, highly engaged workforce through employee recruitment and attraction, workforce retention, employee development and inclusion initiatives.

At A Glance

Project Type: Infrastructure **Project Number:** _____

Department: Fire **Project Manager:** _____

Service Life: 50 years **Project Status:** New

Year Project Began: 2024

Is this project associated with a Master Plan? No

Project Description

Purchase Cargo containers to be used for training. The estimated cost is \$40,000.

Project Justification

The Training Division Chief has been in contact with the vendor, for the purchase of cargo containers.

If there has been a change from prior year please explain:

Expenditure Plan	2024	2025	2026	2027	2028	2029	TOTAL
Project Costs	\$ 40,000	\$ -	\$ -	\$ -	\$ -	\$ -	\$ 40,000

Funding Plan	2024	2025	2026	2027	2028	2029	TOTAL
General Fund	\$ 40,000	\$ -	\$ -	\$ -	\$ -	\$ -	\$ 40,000
Total	\$ 40,000	\$ -	\$ -	\$ -	\$ -	\$ -	\$ 40,000

Annual Operations & Maintenance Costs (if any)							
	2024	2025	2026	2027	2028	2029	TOTAL
Fund Name	\$ -	\$ -	\$ -	\$ -	\$ -	\$ -	\$ -

Cost Assumptions

Total Estimated Cost of Project: \$40,000 **Date of Cost Estimate:** 3/20/2023

Scope of Estimate:

FY 2024 CAPITAL IMPROVEMENT PROJECT REQUEST FORM

GENERAL FUND

Project Name: Tethered Drone

Epic! Goal

6. Be a premier employer by fostering a diverse, highly engaged workforce through employee recruitment and attraction, workforce retention, employee development and inclusion initiatives.

At A Glance

Project Type:	<u>Equipment</u>	Project Number:	<u></u>
Department:	<u>Fire</u>	Project Manager:	<u>Jeffrey Parks</u>
Service Life:	<u>10 years</u>	Project Status:	<u>Existing</u>
Year Project Began:	<u>2022</u>		

Is this project associated with a Master Plan? No

Project Description

The tethered drone is a valuable tool that would be used by the District Chief on multiple incidents such as structure fires, missing persons, vehicle accidents, water rescue, hazmat, storm damage. The drone would be mounted on the roof of the D/C vehicle and when activated, is deployed in 15 seconds to a height of 150 feet. The drone has a dual EO + IR Camera and allows for 4G LTE live streaming if needed. There is no licensing required and the system is able to fly for a 24 hour period. The estimated cost is \$42,000. There is no anticipated cost in following years.

Project Justification

This equipment would add a resource to the Fire Rescue department that has never existed. This tool would increase the District Chief's ability to gather important information while on an emergency scene. This drone would be used on structure fires to locate hot spots, potential injured patients, and monitor crews on scene. It could be used during vehicle accidents to locate victims that may have been ejected from the vehicle or are injured and walked away from the scene. On water rescues, it could be used to locate missing victims/boats/jet skis/kayakers. It would be used for hazmat incidents that don't allow fire personnel close to the location until specialized equipment arrives. During damage assessment after storms, it could be used to set up in various locations to assess the damage to determine which areas need assistance. The live stream capability would allow personnel in the EOC to view the damage from the EOC. It could be used for missing persons that are in exterior locations such as Hammock Park. It has the capability to record an incident which would be very helpful for after action reports and critiques.

If there has been a change from prior year please explain:

Expenditure Plan	2024	2025	2026	2027	2028	2029	TOTAL
Project Costs	\$ 42,000	\$ -	\$ -	\$ -	\$ -	\$ -	\$ 42,000

Funding Plan	2024	2025	2026	2027	2028	2029	TOTAL
General Fund	\$ 42,000	\$ -	\$ -	\$ -	\$ -	\$ -	\$ 42,000
Total	\$ 42,000	\$ -	\$ -	\$ -	\$ -	\$ -	\$ 42,000

Annual Operations & Maintenance Costs (if any)	2024	2025	2026	2027	2028	2029	TOTAL
Fund Name	\$ -	\$ -	\$ -	\$ -	\$ -	\$ -	\$ -

Cost Assumptions

Total Estimated Cost of Project: \$42,000 **Date of Cost Estimate:** 2/20/2023

Scope of Estimate:

The estimate includes all needed equipment and shipping costs.

FY 2024 CAPITAL IMPROVEMENT PROJECT REQUEST FORM

GENERAL FUND

Project Name: Weaver Park Pier Redecking

Epic! Goal

3. Promote Dunedin as The Premier Coastal Community, protecting and improving our natural resources for the enjoyment of all.

At A Glance

Project Type: <u>Repair & Maintenance</u>	Project Number: <u>NEW</u>
Department: <u>Parks & Recreation</u>	Project Manager: <u>Pete Wells</u>
Service Life: <u>15 years</u>	Project Status: <u>New</u>
Year Project Began: _____	
Is this project associated with a Master Plan? <u>No</u>	

Project Description

The Weaver Park pier was redecked in 2010 with the opening of the park. Many of the deck boards have reached their useful life and need to be replaced. This project would replace the existing decking along with any necessary handrails and side boards.

Project Justification

If there has been a change from prior year please explain:

Cost updated based on inflation

Expenditure Plan	2024	2025	2026	2027	2028	2029	TOTAL
Project Costs	\$ -	\$ 300,000	\$ -	\$ -	\$ -	\$ -	\$ 300,000

Funding Plan	2024	2025	2026	2027	2028	2029	TOTAL
General Fund	\$ -	\$ 300,000	\$ -	\$ -	\$ -	\$ -	\$ 300,000
Total	\$ -	\$ 300,000	\$ -	\$ -	\$ -	\$ -	\$ 300,000

Annual Operations & Maintenance Costs (if any)	2024	2025	2026	2027	2028	2029	TOTAL
General Fund	\$ -	\$ -	\$ -	\$ -	\$ -	\$ -	\$ -

Cost Assumptions

Total Estimated Cost of Project: \$300,000 **Date of Cost Estimate:** 3/1/2023

Scope of Estimate:

FY 2024 CAPITAL IMPROVEMENT PROJECT REQUEST FORM

GENERAL FUND

Project Name: Weaver Park Shoreline Investigation

Epic! Goal

3. Promote Dunedin as The Premier Coastal Community, protecting and improving our natural resources for the enjoyment of all.

At A Glance

Project Type:	<u>Infrastructure</u>	Project Number:	<u>NEW</u>
Department:	<u>Parks & Recreation</u>	Project Manager:	<u>Engineering / Vince Gizzi</u>
Service Life:	<u>40 years</u>	Project Status:	<u>Existing</u>
Year Project Began:	<u></u>		

Is this project associated with a Master Plan? No

Project Description

FY25 funding of \$150K for Geotechnical and Structural design services to determine Seawall Replacement plans, specification, permitting, and estimate of probable costs in future budget year. The project intent is to provide for the future replacement of the existing rip-rap seawall at Weaver Park with a permanent seawall, to include potential future improvements to the kayak launch.

A living shoreline will be investigated as an option as part of the evaluation phase. The study will be broken into phases, with costs associated with each phase. The City will only expend monies that are required to complete the necessary and requested tasks.

Project Justification

The current shoreline hardening is not very stable and is fenced off to prevent direct public access. These improvements were identified in the Weaver Park Management Plan that was developed at the time of the park land purchase, as well as a recommendation by the Waterfront Task Force in 2015.

Construction funding in FY26 or beyond cannot be accurately determined until this effort is completed, and such, no construction funding is identified at this time.

If there has been a change from prior year please explain:

Expenditure Plan	2024	2025	2026	2027	2028	2029	TOTAL
Project Costs	\$ -	\$ 150,000	\$ -	TBD	\$ -	\$ -	\$ 150,000

Funding Plan	2024	2025	2026	2027	2028	2029	TOTAL
General Fund	\$ -	\$ 150,000	\$ -	TBD	\$ -	\$ -	\$ 150,000
Total	\$ -	\$ 150,000	\$ -	\$ -	\$ -	\$ -	\$ 150,000

Annual Operations & Maintenance Costs (if any)	2024	2025	2026	2027	2028	2029	TOTAL
General Fund	\$ -	\$ -	\$ -	\$ -	\$ -	\$ -	\$ -

Cost Assumptions

Total Estimated Cost of Project: _____ **Date of Cost Estimate:** _____

Scope of Estimate:

FY 2024 CAPITAL IMPROVEMENT PROJECT REQUEST FORM

GENERAL FUND

Project Name: Weybridge Woods Bridge Removal

Epic! Goal

4. Be the statewide model for environmental sustainability stewardship.

At A Glance

Project Type:	<u>Infrastructure</u>	Project Number:	<u>TBD</u>
Department:	<u>UT-Engineering</u>	Project Manager:	<u>Sue Bartlett</u>
Service Life:	<u>N/A</u>	Project Status:	<u>Existing</u>
Year Project Began:	<u>2014</u>		
Is this project associated with a Master Plan? <u>No</u>			

Project Description

Weybridge Woods Bridge is a wooden pedestrian bridge located across Curlew Creek, between Curlew Trails Townhomes and Weybridge Woods subdivision. The southern entrance to the bridge is between 1338 Weybridge Lane and 1350 Sago Court. The bridge was installed by the developer and the City has since been maintaining the bridge. The 2016 bridge inspection determined the decking and handrail needed replacement and the bridge was temporarily closed for safety reasons. Repairs will continue but overall decking and handrail and understructure will need replacement. FY2025 funds \$10,000 for Consultant Services for a complete structural review.

Project Justification

City staff performed limited repairs to the decking and handrails in February 2021 and have restricted access to only pedestrians. It appears these interim repairs have been successful for the time being, as staff has not received any recent complaints. At some point in the future, a decision will need to be made to either remove or replace the bridge due to the age and condition of this facility.

If there has been a change from prior year please explain:

Funding request has been pushed out until FY25, as the interim repairs previously made by staff appear to be sufficient at this time.

Expenditure Plan	2024	2025	2026	2027	2028	2029	TOTAL
Project Costs	\$ -	\$ 10,000	\$ -	\$ -	\$ -	\$ -	\$ 10,000

Funding Plan	2024	2025	2026	2027	2028	2029	TOTAL
General Fund	\$ -	\$ 10,000	\$ -	\$ -	\$ -	\$ -	\$ 10,000
Total	\$ -	\$ 10,000	\$ -	\$ -	\$ -	\$ -	\$ 10,000

Annual Operations & Maintenance Costs (if any)

	2024	2025	2026	2027	2028	2029	TOTAL
General Fund	\$ -	\$ -	\$ -	\$ -	\$ -	\$ -	\$ -

Cost Assumptions

Total Estimated Cost of Project: \$10,000 **Date of Cost Estimate:** _____

Scope of Estimate: _____

FY 2024 CAPITAL IMPROVEMENT PROJECT REQUEST FORM

IMPACT FEE FUND

Project Name: Gladys Douglas Preserve Development

Epic! Goal

1. Create a vibrant, cultural experience that touches the lives of our community and visitors.

At A Glance

Project Type:	<u>Infrastructure</u>	Project Number:	<u>462201</u>
Department:	<u>Parks & Recreation</u>	Project Manager:	<u>Vince Gizzi</u>
Service Life:	<u>20 years</u>	Project Status:	<u>Existing</u>
Year Project Began:	<u>2022</u>		
Is this project associated with a Master Plan? <u>No</u>			

Project Description

This project will provide the initial funding for the development of the Gladys Douglas Preserve into a community park. The initial funds in FY 2022 provide for fencing and site security, and clean-up and disposal of onsite debris. FY 23 funding will provide for initial park developments for basic public access, and architectural design services. FY 23 & Fy 24 funds will include final phases of park amenities including a fishing pier, kayak launch, observation platform, picnic shelter, parking and restroom facilities.

Project Justification

The Gladys Douglas Property was purchased by the City of Dunedin with the assistance of Pinellas County and the Pinellas Community Foundation. Phase I with basic public access including trails and temporary parking has been completed. The future park amenities of Phase 2 are requirements of the FCT grant.

If there has been a change from prior year please explain:

FCT funding revenues are TBD but should be approximately \$1,100,000. Costs updated to include water and sewer infrastructure

Expenditure Plan	2024	2025	2026	2027	2028	2029	TOTAL
Project Costs	\$ 1,650,000	\$ -	\$ -	\$ -	\$ -	\$ -	\$ 1,650,000

Funding Plan	2024	2025	2026	2027	2028	2029	TOTAL
Penny Fund	\$ 1,470,000	\$ -	\$ -	\$ -	\$ -	\$ -	\$ 1,470,000
Prior Year Carryforward	\$ -	\$ -	\$ -	\$ -	\$ -	\$ -	\$ -
Impact Fee Fund	\$ 180,000	\$ -	\$ -	\$ -	\$ -	\$ -	\$ 180,000
Total	\$ 1,650,000	\$ -	\$ -	\$ -	\$ -	\$ -	\$ 1,650,000

Annual Operations & Maintenance Costs (if any)

	2024	2025	2026	2027	2028	2029	TOTAL
General Fund	\$ -	\$ -	\$ -	\$ -	\$ -	\$ -	\$ -

Cost Assumptions

Total Estimated Cost of Project: \$2,500,000 **Date of Cost Estimate:** _____

Scope of Estimate:

FY 22 - \$200,000 (Phase I)
 Fy 23 - \$650,000 (Architectural Services and may be some carry forward)
 FY24 - \$1,650,000 Phase 2 construction

FY 2024 CAPITAL IMPROVEMENT PROJECT REQUEST FORM

IMPACT FEE FUND

Project Name: Pedestrian Safety Crossing Improvements - Various Locations

Epic! Goal

2. Create a visual sense of place.

At A Glance

Project Type: <u> Equipment </u>	Project Number: <u> 631803 </u>
Department: <u> UT-Engineering </u>	Project Manager: <u> Mary Sheets </u>
Service Life: <u> 10 years </u>	Project Status: <u> Existing </u>
Year Project Began: _____	
Is this project associated with a Master Plan? <u> No </u>	

Project Description

The City has constructed or desires to construct "Brick Street Print" crossings throughout the City, mostly within Downtown, Alt 19 and the Causeway. Over the course of time these crossings need to be restored as the cement and stripping wears or a new brick stamp is wanted. This CIP provides the funding to annually address the restoration or new crossings.

Project Justification

If there has been a change from prior year please explain:

This is a continuation of previous CIP for this purpose. The existing crossings on Edgewater Drive and the Causeway were completed in FY23.

<i>Expenditure Plan</i>	<i>2024</i>	<i>2025</i>	<i>2026</i>	<i>2027</i>	<i>2028</i>	<i>2029</i>	<i>TOTAL</i>
Project Costs	\$ 60,000	\$ 60,000	\$ -	\$ -	\$ -	\$ -	\$ 120,000

<i>Funding Plan</i>	<i>2024</i>	<i>2025</i>	<i>2026</i>	<i>2027</i>	<i>2028</i>	<i>2029</i>	<i>TOTAL</i>
Impact Fee Fund	\$ 60,000	\$ 60,000	\$ -	\$ -	\$ -	\$ -	\$ 120,000
Total	\$ 60,000	\$ 60,000	\$ -	\$ -	\$ -	\$ -	\$ 120,000

<i>Annual Operations & Maintenance Costs (if any)</i>							
	<i>2024</i>	<i>2025</i>	<i>2026</i>	<i>2027</i>	<i>2028</i>	<i>2029</i>	<i>TOTAL</i>
General Fund	\$ -	\$ -	\$ -	\$ -	\$ -	\$ -	\$ -

Cost Assumptions

Total Estimated Cost of Project: \$220,000 **Date of Cost Estimate:** 3/8/2023

Scope of Estimate:

Budgeting Placeholder. Detailed estimates to be developed as specific locations and scope of installations are more clearly vetted and defined.

FY 2024 CAPITAL IMPROVEMENT PROJECT REQUEST FORM

COUNTY GAS TAX FUND

Project Name: City Sidewalk Inspection & Maintenance Program

Epic! Goal

3. Promote Dunedin as The Premier Coastal Community, protecting and improving our natural resources for the enjoyment of all.

At A Glance

Project Type:	<u>Repair & Maintenance</u>	Project Number:	<u>630003</u>
Department:	<u>PW-Streets</u>	Project Manager:	<u>Sue Bartlett</u>
Service Life:	<u>15 years</u>	Project Status:	<u>Existing</u>
Year Project Began:	<u>2000</u>		
Is this project associated with a Master Plan? <u>No</u>			

Project Description

To secure funding and enhance the existing sidewalk inspection and maintenance program.

Project Justification

The City of Dunedin is covered by approximately 35 miles of sidewalks. Dunedin sidewalks provide a safe walking area for pedestrians and provide access throughout the City to schools, businesses, government offices and recreation areas. If maintenance to sidewalks is neglected, sidewalks would degrade and become severely damaged over time by the effects of weather, tree root expansion, and use, resulting in uneven or broken concrete that would inhibit pedestrian access or cause injuries. Therefore, a sidewalk inspection and repair program is essential to minimize the risks of trips and falls of pedestrians, ensure Americans with Disabilities Act (ADA) compliance, and promote walkability. Historically, the City's Sidewalk Maintenance Program has been funded by the County Gas Tax. In recent years, it has been challenging for City staff to maintain a proactive and consistent program of inspection and maintenance of the City's sidewalks due to staffing, as well as the time intensive methods used to replace or "grind down" sidewalks in need of repair or replacement.

If there has been a change from prior year please explain:

To enhance the City's current program, Staff is researching additional funding sources through grants, as well as exploring more effective and cost efficient methods of inspecting and maintaining the City's sidewalks. Staff is also researching best practices used by neighboring cities and the County to reduce the need for additional staffing and prioritize sidewalk inspections and repair through the use of an outside contractor that is willing to work within the City's budget. Increasing the FY 2024 and FY 2025 funding due to excess fund reserves

Expenditure Plan	2024	2025	2026	2027	2028	2029	TOTAL
Project Costs							
Contractual Services	\$ 100,000	\$ 125,000	\$ 75,000	\$ 75,000	\$ 75,000	\$ 75,000	\$ 525,000
Total	\$ 100,000	\$ 125,000	\$ 75,000	\$ 75,000	\$ 75,000	\$ 75,000	\$ 525,000

Funding Plan	2024	2025	2026	2027	2028	2029	TOTAL
CGT Fund	\$ 100,000	\$ 125,000	\$ 75,000	\$ 75,000	\$ 75,000	\$ 75,000	\$ 525,000
Total	\$ 100,000	\$ 125,000	\$ 75,000	\$ 75,000	\$ 75,000	\$ 75,000	\$ 525,000

Annual Operations & Maintenance Costs (if any)	2024	2025	2026	2027	2028	2029	TOTAL
CGT Fund	\$ -	\$ -	\$ -	\$ -	\$ -	\$ -	\$ -

Cost Assumptions

Total Estimated Cost of Project: \$75,000 per year **Date of Cost Estimate:** 3/1/2022

Scope of Estimate:

FY 2024 CAPITAL IMPROVEMENT PROJECT REQUEST FORM

COUNTY GAS TAX FUND

Project Name: Pavement Management Program

Epic! Goal

2. Create a visual sense of place.

At A Glance

Project Type:	<u>Replacement</u>	Project Number:	<u>631801</u>
Department:	<u>PW-Streets</u>	Project Manager:	<u>Mary Sheets</u>
Service Life:	<u>15 years</u>	Project Status:	<u>Existing</u>
Year Project Began:	<u></u>		

Is this project associated with a Master Plan? No

Project Description

The City has an established Pavement Asset Management Software Program for the systematic analysis of roadway paving projects throughout the City, from rehabilitation to reconstruction. In FY 2016, a consultant evaluated all the roadways throughout the City. The entire network of City roadways was organized in a database for program planning. The model provides data driven direction to staff as to the planning of roadway preservation and reconstruction projects throughout the City. The model considers various pavement treatment options and available funding in order to maximize cost efficiency for the development of annual paving contracts. Compliance with ADA will be incorporated into the project plans as required. These typically include replacement of sidewalk ramps, gutters and crosswalks. No operating impacts are anticipated from this project.

Project Justification

Road resurfacing and maintenance projects are developed utilizing the City's Pavement Asset Management Software Program to achieve the desired level of service. The maintenance and repair of the City's brick roads have previously been included in this program. Going into FY23, a new CIP for Brick Street Repairs has been submitted for Commission approval.

If there has been a change from prior year please explain:

Cost share starting in FY24 has been updated based on estimated fund availability. On average, based on history, approximately 2/3 of funding comes from the Penny, with 1/3 from the County Gas Tax Fund. Additional funds added from stormwater to cover costs for underdrain and curb & gutter as needed for the pavement management program

Expenditure Plan	2024	2025	2026	2027	2028	2029	TOTAL
Project Costs	\$ 1,200,000	\$ 1,200,000	\$ 1,200,000	\$ 1,200,000	\$ 1,200,000	\$ 1,200,000	\$ 7,200,000

Funding Plan	2024	2025	2026	2027	2028	2029	TOTAL
CGT Fund	\$ 290,000	\$ 270,000	\$ 270,000	\$ 270,000	\$ 270,000	\$ 270,000	\$ 1,640,000
Penny Fund	\$ 710,000	\$ 730,000	\$ 730,000	\$ 730,000	\$ 730,000	\$ 730,000	\$ 4,360,000
Stormwater Fund	\$ 200,000	\$ 200,000	\$ 200,000	\$ 200,000	\$ 200,000	\$ 200,000	\$ 1,200,000
Total	\$ 1,200,000	\$ 1,200,000	\$ 1,200,000	\$ 1,200,000	\$ 1,200,000	\$ 1,200,000	\$ 7,200,000

Annual Operations & Maintenance Costs (if any)

	2024	2025	2026	2027	2028	2029	TOTAL
CGT Fund	\$ -	\$ -	\$ -	\$ -	\$ -	\$ -	\$ -

Cost Assumptions

Total Estimated Cost of Project: \$1,200,000 per year **Date of Cost Estimate:** 3/8/2023

Scope of Estimate:

FY 2024 CAPITAL IMPROVEMENT PROJECT REQUEST FORM

PENNY FUND

Project Name: Brick Streets Program

Epic! Goal

2. Create a visual sense of place.

At A Glance

Project Type: Replacement

Project Number: 632301

Department: PW-Streets

Project Manager: Mary Sheets

Service Life: 50 years

Project Status: Existing

Year Project Began: _____

Is this project associated with a Master Plan? No

Project Description

The City has an established Pavement Asset Management Software Program for the systematic analysis of roadway paving projects throughout the City, from minor rehabilitation to reconstruction. In FY 2016, a consultant evaluated all the roadways throughout the City, including brick streets. The entire network of City roadways was organized in a database for program planning. The model provides data driven direction to staff as to the planning of roadway preservation and reconstruction projects throughout the City. The level of reconstruction / rehabilitation of the brick streets is based on a study performed by one of the City's consultants. Compliance with ADA will be incorporated into the project plans as required. These typically include replacement of sidewalk ramps, gutters and crosswalks.

Project Justification

Brick streets were reviewed and discussed by staff and City Commission. Brick streets are considered an asset by the City which have historical value. In addition, the life cycle of brick streets, when compared to asphalt equivalents, is considered to have an approximate equivalent cost. This makes brick streets appropriate in certain applications and preservation was a directive from the Commission.

If there has been a change from prior year please explain:

Reduced funding by \$151,000 in FY2025 to FY2028

Expenditure Plan	2024	2025	2026	2027	2028	2029	TOTAL
Project Costs	\$ 352,000	\$ 201,000	\$ 201,000	\$ 201,000	\$ 201,000	\$ -	\$ 1,156,000

Funding Plan	2024	2025	2026	2027	2028	2029	TOTAL
Penny Fund	\$ 302,000	\$ 151,000	\$ 151,000	\$ 151,000	\$ 151,000	\$ -	\$ 906,000
Stormwater Fund	\$ 50,000	\$ 50,000	\$ 50,000	\$ 50,000	\$ 50,000	\$ -	\$ 250,000
Total	\$ 352,000	\$ 201,000	\$ 201,000	\$ 201,000	\$ 201,000	\$ -	\$ 1,156,000

Annual Operations & Maintenance Costs (if any)

	2024	2025	2026	2027	2028	2029	TOTAL
CGT Fund	\$ -	\$ -	\$ -	\$ -	\$ -	\$ -	\$ -

Cost Assumptions

Total Estimated Cost of Project: \$2,060,000 **Date of Cost Estimate:** 3/8/2023

Scope of Estimate:

Scope includes restoration of brick streets based on deterioration level of roadway. Concrete and gutter work to come from stormwater fund.

FY 2024 CAPITAL IMPROVEMENT PROJECT REQUEST FORM

PENNY FUND

Project Name: Coca-Cola Property Adaptive Reuse

Epic! Goal

2. Create a visual sense of place.

At A Glance

Project Type:	<u>Rehabilitation</u>	Project Number:	<u>182203</u>
Department:	<u>Economic & Housing Dev.</u>	Project Manager:	<u>Robert Ironsmith</u>
Service Life:	<u>20 years</u>	Project Status:	<u>Existing</u>
Year Project Began:	<u>2021</u>		
Is this project associated with a Master Plan?		<u>Yes - Economic Development Master Plan</u>	

Project Description

Secure a new user for the Coca-Cola property. Possible incentives and/or planning, concepts, consultants, etc.. to secure a new user to the Coca-Cola property. Funds for concept and design are to be carryforward from FY23 as Coca-Cola delayed sale of property.

Project Justification

Increase tax base along with job creation.

If there has been a change from prior year please explain:

FY 2022 budget of \$300,000 appropriated to FY 2024. Funds for concept and design are to be carryforward from FY23 as Coca-Cola delayed sale of property. Pushed out from FY 2024 / FY2025 to FY2025 / FY2026

Expenditure Plan	2024	2025	2026	2027	2028	2029	TOTAL
Project Costs	\$	330,000	\$ 300,000	\$ -	\$ -	\$ -	\$ 630,000

Funding Plan	2024	2025	2026	2027	2028	2029	TOTAL
Penny Fund	\$ -	\$ 300,000	\$ 300,000	\$ -	\$ -	\$ -	\$ 600,000
General Fund	\$ -	\$ 30,000	\$ -	\$ -	\$ -	\$ -	\$ 30,000
Total	\$ -	\$ 330,000	\$ 300,000	\$ -	\$ -	\$ -	\$ 630,000

Annual Operations & Maintenance Costs (if any)	2024	2025	2026	2027	2028	2029	TOTAL
General Fund	\$ -	\$ -	\$ -	\$ -	\$ -	\$ -	\$ -

Cost Assumptions

Total Estimated Cost of Project: \$630,000 **Date of Cost Estimate:** 3.8.23

Scope of Estimate:

Preliminary budget estimates based on possible incentives and/or planning, concepts, consultants, etc..to secure a new user to the Coca-Cola property.

FY 2024 CAPITAL IMPROVEMENT PROJECT REQUEST FORM

PENNY FUND

Project Name: Dunedin Golf Club - Clubhouse Renovation

Epic! Goal

1. Create a vibrant, cultural experience that touches the lives of our community and visitors.

At A Glance

Project Type:	<u>Repair & Maintenance</u>	Project Number:	<u>New</u>
Department:	<u>Parks & Recreation</u>	Project Manager:	<u>Blair Kline</u>
Service Life:	<u>25 years</u>	Project Status:	<u>New</u>
Year Project Began:	<u>New</u>		

Is this project associated with a Master Plan? No

Project Description

Updates to the existing Clubhouse facilities at the Dunedin Golf Club including interior wall treatments, carpet, lighting and restrooms, etc.

Project Justification

The current facilities are deteriorating and need repair and updating.

If there has been a change from prior year please explain:

Decrease project funding from \$600,000 to \$300,000 in FY2024

Expenditure Plan	2024	2025	2026	2027	2028	2029	TOTAL
Project Costs	\$ 300,000	\$ -	\$ -	\$ -	\$ -	\$ -	\$ 300,000

Funding Plan	2024	2025	2026	2027	2028	2029	TOTAL
Penny Fund	\$ 300,000	\$ -	\$ -	\$ -	\$ -	\$ -	\$ 300,000
Total	\$ 300,000	\$ -	\$ -	\$ -	\$ -	\$ -	\$ 300,000

Annual Operations & Maintenance Costs (if any)

	2024	2025	2026	2027	2028	2029	TOTAL
Golf Operations Fund	\$ -	\$ -	\$ -	\$ -	\$ -	\$ -	\$ -

Cost Assumptions

Total Estimated Cost of Project: \$600,000 **Date of Cost Estimate:** 3/1/2023

Scope of Estimate:

FY 2024 CAPITAL IMPROVEMENT PROJECT REQUEST FORM

PENNY FUND

Project Name: Existing City Hall Adaptive Reuse

Epic! Goal

1. Create a vibrant, cultural experience that touches the lives of our community and visitors.

At A Glance

Project Type: Improvement

Project Number: 172204

Department: Economic & Housing Dev.

Project Manager: Robert Ironsmith

Service Life:

Project Status: Existing

Year Project Began: 2021

Is this project associated with a Master Plan? Yes - CRA Downtown Master Plan 2033

Project Description

Future re-positioning of the existing City Hall site as a pocket park. Estimated cost includes of Design & Construction (\$593,672) and Project Management (\$8,000)

Project Justification

Re-positioning of the former City Hall is an important element of the Downtown East End Project (DEEP).

If there has been a change from prior year please explain:

Expenditure Plan	2024	2025	2026	2027	2028	2029	TOTAL
Project Costs	\$ 601,672	\$ -	\$ -	\$ -	\$ -	\$ -	\$ 601,672

Funding Plan	2024	2025	2026	2027	2028	2029	TOTAL
CRA Fund	\$ 301,672	\$ -	\$ -	\$ -	\$ -	\$ -	\$ 301,672
Penny Fund	\$ 300,000						
Total	\$ 301,672	\$ -	\$ -	\$ -	\$ -	\$ -	\$ 301,672

Annual Operations & Maintenance Costs (if any)

	2024	2025	2026	2027	2028	2029	TOTAL
CRA Fund	\$ -	\$ -	\$ -	\$ -	\$ -	\$ -	\$ -

Cost Assumptions

Total Estimated Cost of Project: \$601,672

Date of Cost Estimate: 4/19/2023

Scope of Estimate:

Estimates from Consultant and based on plan presented to City Commission. Funding source to be determined (TBD).

FY 2024 CAPITAL IMPROVEMENT PROJECT REQUEST FORM

PENNY FUND

Project Name: Fisher Concession Building Replacement

Epic! Goal

1. Create a vibrant, cultural experience that touches the lives of our community and visitors.

At A Glance

Project Type:	<u>Replacement</u>	Project Number:	<u>TBD</u>
Department:	<u>Parks & Recreation</u>	Project Manager:	<u>Vince Gizzi</u>
Service Life:	<u>40 years</u>	Project Status:	<u>New</u>
Year Project Began:	<u></u>		

Is this project associated with a Master Plan? No

Project Description

The concession stand at the Fisher Fields provides restroom facilities, concession facilities, and office space for the baseball and softball operations and the 7 ballfields. The building has exceeded its useful life and has many issues including plumbing and electrical.

Project Justification

If there has been a change from prior year please explain:

Move \$1M in construction to next Penny (\$100K for design and \$1M for construction)

Expenditure Plan	2024	2025	2026	2027	2028	2029	TOTAL
Project Costs	\$ -	\$ -	\$ -	\$ -	\$ -	\$ 100,000	\$ 100,000

Funding Plan	2024	2025	2026	2027	2028	2029	TOTAL
Penny Fund	\$ -	\$ -	\$ -	\$ -	\$ -	\$ 100,000	\$ 100,000
Total	\$ -	\$ -	\$ -	\$ -	\$ -	\$ 100,000	\$ 100,000

Annual Operations & Maintenance Costs (if any)

	2024	2025	2026	2027	2028	2029	TOTAL
General Fund	\$ -	\$ -	\$ -	\$ -	\$ -	\$ -	\$ -

Cost Assumptions

Total Estimated Cost of Project: \$1,100,000 **Date of Cost Estimate:**

Scope of Estimate:

FY 2024 CAPITAL IMPROVEMENT PROJECT REQUEST FORM

PENNY FUND

Project Name: Gladys Douglas Preserve Development

Epic! Goal

1. Create a vibrant, cultural experience that touches the lives of our community and visitors.

At A Glance

Project Type: <u>Infrastructure</u>	Project Number: <u>462201</u>
Department: <u>Parks & Recreation</u>	Project Manager: <u>Vince Gizzi</u>
Service Life: <u>20 years</u>	Project Status: <u>Existing</u>
Year Project Began: <u>2022</u>	
Is this project associated with a Master Plan? <u>No</u>	

Project Description

This project will provide the initial funding for the development of the Gladys Douglas Preserve into a community park. The initial funds in FY 2022 provide for fencing and site security, and clean-up and disposal of onsite debris. FY 23 funding will provide for initial park developments for basic public access, and architectural design services. FY 23 & FY 24 funds will include final phases of park amenities including a fishing pier, kayak launch, observation platform, picnic shelter, parking and restroom facilities.

Project Justification

The Gladys Douglas Property was purchased by the City of Dunedin with the assistance of Pinellas County and the Pinellas Community Foundation. Phase I with basic public access including trails and temporary parking has been completed. The future park amenities of Phase 2 are requirements of the FCT grant.

If there has been a change from prior year please explain:

FCT funding revenues are TBD but should be approximately \$1,100,000. Costs updated to include water and sewer infrastructure

Expenditure Plan	2024	2025	2026	2027	2028	2029	TOTAL
Project Costs	\$ 1,650,000	\$ -	\$ -	\$ -	\$ -	\$ -	\$ 1,650,000

Funding Plan	2024	2025	2026	2027	2028	2029	TOTAL
Penny Fund	\$ 1,470,000	\$ -	\$ -	\$ -	\$ -	\$ -	\$ 1,470,000
Prior Year Carryforward	\$ -	\$ -	\$ -	\$ -	\$ -	\$ -	\$ -
Impact Fee Fund	\$ 180,000	\$ -	\$ -	\$ -	\$ -	\$ -	\$ 180,000
Total	\$ 1,650,000	\$ -	\$ -	\$ -	\$ -	\$ -	\$ 1,650,000

Annual Operations & Maintenance Costs (if any)

	2024	2025	2026	2027	2028	2029	TOTAL
General Fund	\$ -	\$ -	\$ -	\$ -	\$ -	\$ -	\$ -

Cost Assumptions

Total Estimated Cost of Project: \$2,500,000 **Date of Cost Estimate:** _____

Scope of Estimate:

FY 22 - \$200,000 (Phase I)
 FY 23 - \$650,000 (Architectural Services and may be some carry forward)
 FY24 - \$1,650,000 Phase 2 construction

FY 2024 CAPITAL IMPROVEMENT PROJECT REQUEST FORM

PENNY FUND

Project Name: Highlander Aquatic Complex

Epic! Goal

1. Create a vibrant, cultural experience that touches the lives of our community and visitors.

At A Glance

Project Type:	<u>Infrastructure</u>	Project Number:	<u>422103</u>
Department:	<u>Parks & Recreation</u>	Project Manager:	<u>Vince Gizzi / Alicia Castricone</u>
Service Life:	<u>30 years</u>	Project Status:	<u>Existing</u>
Year Project Began:	<u>2021</u>		
Is this project associated with a Master Plan? <u>No</u>			

Project Description

The current pool was built in 1977 and has exceeded its useful life. The proposed project would replace the existing pool, bathhouse, and all corresponding pump and mechanical facilities. In addition, new aquatic features may be included. A master plan is being developed based on the associated cost estimates for each element to determine necessary phasing of the project as monies become available. When additional funding is available, future phases to include incorporation of sprayground into the aquatic facility and other recreational amenities such as slides, lazy river, and/or wellness pool.

Project Justification

An aquatic feasibility study was conducted in 2009 that documented the need to replace the existing pool facility as it has reached the end of its useful life. The study also documented the desire of the community for a recreational aquatic complex. The Parks & Recreation Department also conducted community-wide surveys in 2019 and 2021 to identify the desired features of a new aquatic complex.

If there has been a change from prior year please explain:

This is assuming any monies from the \$2M in FY 2023 that are unspent to be carried forward into the project.

Expenditure Plan	2024	2025	2026	2027	2028	2029	TOTAL
Project Costs	\$ 12,804,660	\$ -	\$ -	\$ -	\$ -	\$ -	\$ 12,804,660

Funding Plan	2024	2025	2026	2027	2028	2029	TOTAL
ARPA Fund	\$ 2,904,660	\$ -	\$ -	\$ -	\$ -	\$ -	\$ 2,904,660
Prior Year Carryforward	\$ 2,000,000	\$ -	\$ -	\$ -	\$ -	\$ -	\$ 2,000,000
Penny Fund	\$ 6,846,725						\$ 6,846,725
Unfunded	\$ 1,053,275	\$ -	\$ -	\$ -	\$ -	\$ -	\$ 1,053,275
Total	\$ 12,804,660	\$ -	\$ -	\$ -	\$ -	\$ -	\$ 12,804,660

Annual Operations & Maintenance Costs (if any)

	2024	2025	2026	2027	2028	2029	TOTAL
General Fund	\$ -	\$ -	\$ -	\$ -	\$ -	\$ -	\$ -

Cost Assumptions

Total Estimated Cost of Project: \$12,804,660 **Date of Cost Estimate:** 8/22/2023

Scope of Estimate:

Additional O&M TBD depending on design and phasing

FY 2024 CAPITAL IMPROVEMENT PROJECT REQUEST FORM

PENNY FUND

Project Name: Midtown Parking Facility

Epic! Goal

1. Create a vibrant, cultural experience that touches the lives of our community and visitors.

At A Glance

Project Type:	<u>Infrastructure</u>	Project Number:	<u>112001</u>
Department:	<u>Economic & Housing Dev.</u>	Project Manager:	<u>Robert Ironsmith</u>
Service Life:	<u>50+ years</u>	Project Status:	<u>Existing</u>
Year Project Began:	<u>2022</u>		
Is this project associated with a Master Plan?		<u>Yes - CRA Downtown Master Plan 2033</u>	

Project Description

Construction of a parking facility to preserve downtown parking options and spur redevelopment.

Project Justification

Preserve downtown parking options to counter at risk parking area losses as well as catalyzing redevelopment.

If there has been a change from prior year please explain:

N/A

Expenditure Plan	2024	2025	2026	2027	2028	2029	TOTAL
Project Costs	\$ 1,200,000	\$ 7,572,316	\$ -	\$ -	\$ -	\$ -	\$ 8,772,316

Funding Plan	2024	2025	2026	2027	2028	2029	TOTAL
Penny Fund	\$ 1,200,000	\$ 2,500,000	\$ -	\$ -	\$ -	\$ -	\$ 3,700,000
CRA Fund	\$ -	\$ 5,072,316	\$ -	\$ -	\$ -	\$ -	\$ 5,072,316
Total	\$ 1,200,000	\$ 7,572,316	\$ -	\$ -	\$ -	\$ -	\$ 8,772,316

Annual Operations & Maintenance Costs (if any)	2024	2025	2026	2027	2028	2029	TOTAL
General Fund	\$ 45,000	\$ 45,000	\$ 45,000	\$ 45,000	\$ 45,000	\$ 45,000	\$ 270,000

Cost Assumptions

Total Estimated Cost of Project: \$8,772,316 **Date of Cost Estimate:** 8/22/2023

Scope of Estimate:

Estimate for Parking facility based on preliminary concept and independent Consultant review.

FY 2024 CAPITAL IMPROVEMENT PROJECT REQUEST FORM

PENNY FUND

Project Name: Patricia Corridor Enhancements

Epic! Goal

2. Create a visual sense of place.

At A Glance

Project Type: Improvement

Project Number: 181905

Department: Economic & Housing Dev.

Project Manager: Robert Ironsmith

Service Life: _____

Project Status: Existing

Year Project Began: 2020

Is this project associated with a Master Plan? Yes - Economic Development Master Plan

Project Description

Planned improvements to the Patricia Avenue Corridor consisting of an entryway feature at SR 580 and Patricia Avenue along with artistic features and possible landscaping.

Project Justification

Planned enhancement to continue the revitalization of the Patricia Avenue corridor. Improvements will add vibrancy to Patricia Avenue and encourage private investment resulting in increased tax base and job creation.

If there has been a change from prior year please explain:

<i>Expenditure Plan</i>	<i>2024</i>	<i>2025</i>	<i>2026</i>	<i>2027</i>	<i>2028</i>	<i>2029</i>	<i>TOTAL</i>
Project Costs	\$ 50,000	\$ -	\$ -	\$ -	\$ -	\$ -	\$ 50,000

<i>Funding Plan</i>	<i>2024</i>	<i>2025</i>	<i>2026</i>	<i>2027</i>	<i>2028</i>	<i>2029</i>	<i>TOTAL</i>
General Fund	\$ 50,000	\$ -	\$ -	\$ -	\$ -	\$ -	\$ 50,000
Prior Year Carryforward	\$ -	\$ -	\$ -	\$ -	\$ -	\$ -	\$ -
Total	\$ 50,000	\$ -	\$ -	\$ -	\$ -	\$ -	\$ 50,000

<i>Annual Operations & Maintenance Costs (if any)</i>	<i>2024</i>	<i>2025</i>	<i>2026</i>	<i>2027</i>	<i>2028</i>	<i>2029</i>	<i>TOTAL</i>
General Fund	\$ -	\$ -	\$ -	\$ -	\$ -	\$ -	\$ -

Cost Assumptions

Total Estimated Cost of Project: \$435,000 **Date of Cost Estimate:** 3/6/2023

Scope of Estimate:

The median project construction should be completed in FY23 with the Art feature to move forward in FY24

FY 2024 CAPITAL IMPROVEMENT PROJECT REQUEST FORM

PENNY FUND

Project Name: Pavement Management Program

Epic! Goal

2. Create a visual sense of place.

At A Glance

Project Type:	<u>Replacement</u>	Project Number:	<u>631801</u>
Department:	<u>PW-Streets</u>	Project Manager:	<u>Mary Sheets</u>
Service Life:	<u>15 years</u>	Project Status:	<u>Existing</u>
Year Project Began:	<u></u>		

Is this project associated with a Master Plan? No

Project Description

The City has an established Pavement Asset Management Software Program for the systematic analysis of roadway paving projects throughout the City, from rehabilitation to reconstruction. In FY 2016, a consultant evaluated all the roadways throughout the City. The entire network of City roadways was organized in a database for program planning. The model provides data driven direction to staff as to the planning of roadway preservation and reconstruction projects throughout the City. The model considers various pavement treatment options and available funding in order to maximize cost efficiency for the development of annual paving contracts. Compliance with ADA will be incorporated into the project plans as required. These typically include replacement of sidewalk ramps, gutters and crosswalks. No operating impacts are anticipated from this project.

Project Justification

Road resurfacing and maintenance projects are developed utilizing the City's Pavement Asset Management Software Program to achieve the desired level of service. The maintenance and repair of the City's brick roads have previously been included in this program. Going into FY23, a new CIP for Brick Street Repairs has been submitted for Commission approval.

If there has been a change from prior year please explain:

Cost share starting in FY24 has been updated based on estimated fund availability. On average, based on history, approximately 2/3 of funding comes from the Penny, with 1/3 from the County Gas Tax Fund. Additional funds added from stormwater to cover costs for underdrain and curb & gutter as needed for the pavement management program

Expenditure Plan	2024	2025	2026	2027	2028	2029	TOTAL
Project Costs	\$ 1,200,000	\$ 1,200,000	\$ 1,200,000	\$ 1,200,000	\$ 1,200,000	\$ 1,200,000	\$ 7,200,000

Funding Plan	2024	2025	2026	2027	2028	2029	TOTAL
CGT Fund	\$ 290,000	\$ 270,000	\$ 270,000	\$ 270,000	\$ 270,000	\$ 270,000	\$ 1,640,000
Penny Fund	\$ 710,000	\$ 730,000	\$ 730,000	\$ 730,000	\$ 730,000	\$ 730,000	\$ 4,360,000
Stormwater Fund	\$ 200,000	\$ 200,000	\$ 200,000	\$ 200,000	\$ 200,000	\$ 200,000	\$ 1,200,000
Total	\$ 1,200,000	\$ 1,200,000	\$ 1,200,000	\$ 1,200,000	\$ 1,200,000	\$ 1,200,000	\$ 7,200,000

Annual Operations & Maintenance Costs (if any)

	2024	2025	2026	2027	2028	2029	TOTAL
CGT Fund	\$ -	\$ -	\$ -	\$ -	\$ -	\$ -	\$ -

Cost Assumptions

Total Estimated Cost of Project: \$1,200,000 per year **Date of Cost Estimate:** 3/8/2023

Scope of Estimate:

FY 2024 CAPITAL IMPROVEMENT PROJECT REQUEST FORM

PENNY FUND

Project Name: Playground Equipment Replacement

Epic! Goal

2. Create a visual sense of place.

At A Glance

Project Type:	<u>Replacement</u>	Project Number:	<u>469301</u>
Department:	<u>Parks & Recreation</u>	Project Manager:	<u>Lanie Sheets</u>
Service Life:	<u>12 years</u>	Project Status:	<u>Existing</u>
Year Project Began:	<u> </u>		
Is this project associated with a Master Plan? <u> </u> No			

Project Description

The City of Dunedin has an inventory of 13 playgrounds citywide that must meet all current regulations and safety standards to ensure the well being of users. A typical playground has a lifespan of 10 15 years; this requires replacement of one or two playgrounds annually. FY 2023 would do a partial renovation of the Boundless Playground at the Dunedin Community Center.

Project Justification

If there has been a change from prior year please explain:

Moved 2029 Project (Weaver Park) to the next Penny (\$400,000 in 2030)

<i>Expenditure Plan</i>	<i>2024</i>	<i>2025</i>	<i>2026</i>	<i>2027</i>	<i>2028</i>	<i>2029</i>	<i>TOTAL</i>
Project Costs	\$ -	\$ 60,000	\$ 100,000	\$ 200,000	\$ 200,000	\$ -	\$ 560,000

<i>Funding Plan</i>	<i>2024</i>	<i>2025</i>	<i>2026</i>	<i>2027</i>	<i>2028</i>	<i>2029</i>	<i>TOTAL</i>
Penny Fund	\$ -	\$ 60,000	\$ 100,000	\$ 200,000	\$ 200,000	\$ -	\$ 560,000
Total	\$ -	\$ 60,000	\$ 100,000	\$ 200,000	\$ 200,000	\$ -	\$ 560,000

Annual Operations & Maintenance Costs (if any)

	<i>2024</i>	<i>2025</i>	<i>2026</i>	<i>2027</i>	<i>2028</i>	<i>2029</i>	<i>TOTAL</i>
General Fund	\$ -	\$ -	\$ -	\$ -	\$ -	\$ -	\$ -

Cost Assumptions

Total Estimated Cost of Project: _____ **Date of Cost Estimate:** 2/1/2022

Scope of Estimate:

FY 2024 CAPITAL IMPROVEMENT PROJECT REQUEST FORM

PENNY FUND

Project Name: Skinner Boulevard Improvements

Epic! Goal

2. Create a visual sense of place.

At A Glance

Project Type:	<u>Improvement</u>	Project Number:	<u>171801</u>
Department:	<u>Economic & Housing Dev.</u>	Project Manager:	<u>Robert Ironsmith</u>
Service Life:	<u>20 years</u>	Project Status:	<u>Existing</u>
Year Project Began:	<u>2019</u>		
Is this project associated with a Master Plan?		<u>Yes - CRA Downtown Master Plan 2033</u>	

Project Description

Skinner Blvd Complete Streets Project, the scope of this project includes lane reduction and roundabouts. Design & construction will be managed by FDOT. Design will occur in 2022 and 2023, Construction programmed for Fall of 2024. Waiting on binding cost estimate from Duke to underground utilities.

Project Justification

A complete street make over for Skinner Boulevard will address vehicular safety issues arising from high motorist speeds. The planned improvements will improve roadway aesthetics and will also stimulate redevelopment. Safety on Pinellas Trail crossing will also be improved.

If there has been a change from prior year please explain:

Costs have been updated - Total Design \$1,300,000 -\$600,000 from CRA - \$400,000 in FY 2022 and \$200,000 in FY 2023 and \$700,000 from FDOT (completed in FY23)

Undergrounding Utilities cost - Duke \$1,523,236 - WOW - \$70,000 Frontier - \$65,000, Spectrum \$112,231 Private Property conversions - \$377,000. Solar and Facade Cost - \$0

Project Funding for Construction: \$7,592,182 (added \$300k for Mast Arm in FY24) - Project Management cost \$20,000

\$2,985,413 Penny

\$1,704,000 Forward Pinellas

\$1,500,000 ARPA

\$744,999 HSIP safety grant

\$3,285,269 CRA

\$500,000 Water/WW

Expenditure Plan	2024	2025	2026	2027	2028	2029	TOTAL
Project Costs							
Utilities	\$ 2,132,231	\$ -	\$ -	\$ -	\$ -	\$ -	\$ 2,132,231
Construction	\$ 7,587,450	\$ -	\$ -	\$ -	\$ -	\$ -	\$ 7,587,450
Total	\$ 9,719,681	\$ -	\$ -	\$ -	\$ -	\$ -	\$ 9,719,681

Funding Plan	2024	2025	2026	2027	2028	2029	TOTAL
CRA Fund	\$ 3,285,269	\$ -	\$ -	\$ -	\$ -	\$ -	\$ 3,285,269
ARPA Fund	\$ 1,500,000	\$ -	\$ -	\$ -	\$ -	\$ -	\$ 1,500,000
Penny Fund	\$ 2,985,413	\$ -	\$ -	\$ -	\$ -	\$ -	\$ 2,985,413
Water/WW Fund	\$ 500,000	\$ -	\$ -	\$ -	\$ -	\$ -	\$ 500,000
Third Party	\$ 1,448,999	\$ -	\$ -	\$ -	\$ -	\$ -	\$ 1,448,999
	\$ 9,719,681	\$ -	\$ -	\$ -	\$ -	\$ -	\$ 9,719,681

Annual Operations & Maintenance Costs (if any)

	2024	2025	2026	2027	2028	2029	TOTAL
CRA Fund	\$ -	\$ -	\$ -	\$ -	\$ -	\$ -	\$ -

Cost Assumptions

Total Estimated Cost of Project: \$11,019,681 **Date of Cost Estimate:** 8/22/2023

Scope of Estimate:

FY 2024 CAPITAL IMPROVEMENT PROJECT REQUEST FORM

AMERICAN RESCUE PLAN ACT (ARPA) FUND

Project Name: Broadband Internet Fiber Cable Infrastructure

Epic! Goal

5. Enhance community relationship strategies that strengthen inclusiveness, respect, transparency and collaborative engagement.

At A Glance

Project Type:	<u>Infrastructure</u>	Project Number:	<u>152102</u>
Department:	<u>IT Services</u>	Project Manager:	<u>Michael Nagy</u>
Service Life:	<u>20 years</u>	Project Status:	<u>Existing</u>
Year Project Began:	<u> </u>		
Is this project associated with a Master Plan? <u> </u> <u>No</u>			

Project Description

Installation of new fiber optics cabling/infrastructure, software and hardware equipment to provide public Internet Wi-Fi zones in public parks & to also connect critical public water/wastewater systems to a secure internal network for monitoring and protection from cyber threats.

Project Justification

NEW SECURE UNDERGROUND FIBER OPTICS CABLING: The City cannot provide free public wireless internet in any of its parks or facilities without the installation of additional secure underground fiber optics cabling. Some City sites rely on a third-party connection, while other sites have no means to connect to the internet. This fiber cabling is the backbone required to provide any type of wireless connectivity for the public internet access. It also provides a benefit to the City by connecting it three all of its data centers to a dedicated fiber line.

FREE PUBLIC WI-FI: The City could provide free public wireless internet in several of its major parks and facilities. By doing so, the City's would also benefit by providing a more secure voice & data infrastructure for its own systems to reduce cybersecurity attacks with the installation of the new dedicated fiber optics cabling that is already required for the public broadband internet.

CITY FACILITIES: The entire City's data and voice infrastructure that starts in the Public Service Admin Building would not need to rely on connectivity through the Water Treatment Plant and also through the Wastewater Treatment Plant. Should either of those two plants lose connectivity, the entire City voice and data network or major portions thereof, could be affected, thus not providing the free public wireless access, not allowing access to the City's data network for its citizens and employees, and loss of telecommunications to the public and emergency services. The fiber cabling infrastructure would also connect all of the city main facilities to the city's voice and data network. Facilities that include the New City Hall, Marina/Edgewater Park, Stirling Park Driving Range Building, Dunedin Golf Club House and Cart Bar, The EOC, Parks Operation Facility, Fire Station 62, Gladys Douglas Park, Pioneer Parks and the Monroe Street Garage. This project also includes the relocation of the City's main fiber cable that runs under Skinner Blvd in preparation of the FDOT Skinner Blvd road work in 2023.

If there has been a change from prior year please explain:

Funding for this project was included in the FY22 ARPA Broadband Internet funding totaling \$3.8 million. This project has replaced the FY22 Dedicated Fiber for New City Hall CIP project. Costs in FY22 include \$625,000 for the EOC fiber cabling as part of the Solon Force Main Project and \$500,000 for design work and documentation. The total cost of the project was been reduced from \$3.8m to \$3.4m during the FY24 planning sessions.

Expenditure Plan	2024	2025	2026	2027	2028	2029	TOTAL
Project Costs	\$ 300,000	\$ -	\$ -	\$ -	\$ -	\$ -	\$ 300,000

Funding Plan	2024	2025	2026	2027	2028	2029	TOTAL
ARPA Fund	\$ 300,000	\$ -	\$ -	\$ -	\$ -	\$ -	\$ 300,000
Total	\$ 300,000	\$ -	\$ -	\$ -	\$ -	\$ -	\$ 300,000

Annual Operations & Maintenance Costs (if any)

	2024	2025	2026	2027	2028	2029	TOTAL
IT Services Fund	\$ -	\$ -	\$ -	\$ -	\$ -	\$ -	\$ -

Cost Assumptions

Total Estimated Cost of Project: \$3,400,000* **Date of Cost Estimate:** 2/27/2022

Scope of Estimate:

*This amount will be reduced by the FY23 budget transfer (\$133,378) to the Cyber Security Project.

FY 2024 CAPITAL IMPROVEMENT PROJECT REQUEST FORM

AMERICAN RESCUE PLAN ACT (ARPA) FUND

Project Name: Downtown East End Plan - Mease Materials

Epic! Goal

2. Create a visual sense of place.

At A Glance

Project Type:	Improvement	Project Number:	171905
Department:	Economic & Housing Dev.	Project Manager:	Robert Ironsmith
Service Life:	N/A	Project Status:	Existing
Year Project Began:	2018		
Is this project associated with a Master Plan?		Yes - CRA Downtown Master Plan 2033	

Project Description

Master Planning for the east end of Downtown includes a BayCare (Mease) partnership. The partnership with Bay Care (Mease Materials), included a lease of the Mease Materials Parking lot. The Mease Materials site needs comprehensive infrastructure improvements.

Project Justification

Create additional Downtown parking - first phase being completed in FY23. Remaining funds to be carried over to FY24. Add additional \$100k to FY24.

Phase 2 to be completed in FY24

Expenditure Plan	2024	2025	2026	2027	2028	2029	TOTAL
Project Costs	\$ 100,000	\$ -	\$ -	\$ -	\$ -	\$ -	\$ 100,000
	\$ 100,000	\$ -	\$ -	\$ -	\$ -	\$ -	\$ 100,000

Funding Plan	2024	2025	2026	2027	2028	2029	TOTAL
CRA Fund	\$ 100,000	\$ -	\$ -	\$ -	\$ -	\$ -	\$ 100,000
Prior Year Carryforward	\$ -	\$ -	\$ -	\$ -	\$ -	\$ -	\$ -
Total	\$ 100,000	\$ -	\$ -	\$ -	\$ -	\$ -	\$ 100,000

Annual Operations & Maintenance Costs (if any)	2024	2025	2026	2027	2028	2029	TOTAL
CRA Fund	\$ -	\$ -	\$ -	\$ -	\$ -	\$ -	\$ -

Cost Assumptions

Total Estimated Cost of Project: \$618,100 **Date of Cost Estimate:** 3/1/2023

Scope of Estimate:

Estimated cost from Engineering based on Phase 2 design plans.
 FY20-22 Actuals: \$44,308 Design
 FY23 Budget: \$23,792 Design
 FY23 Budget: \$450,000 Construction (\$210,000 CRA & \$240,000 ARPA)
 FY24 Budget: \$100,000 Construction
 Total Cost: \$618,100

FY 2024 CAPITAL IMPROVEMENT PROJECT REQUEST FORM

AMERICAN RESCUE PLAN ACT (ARPA) FUND

Project Name: Dunedin Golf Club Restoration

Epic! Goal

1. Create a vibrant, cultural experience that touches the lives of our community and visitors.

At A Glance

Project Type:	<u>Rehabilitation</u>	Project Number:	<u>422302</u>
Department:	<u>Parks & Recreation</u>	Project Manager:	<u>Blair Kline</u>
Service Life:	<u>30 years</u>	Project Status:	<u>Existing</u>
Year Project Began:	<u>2022</u>		
Is this project associated with a Master Plan? <u>No</u>			

Project Description

Restoration of the Dunedin Golf Course including tees, greens, bunkers, drainage and irrigation

Project Justification

Funding from ARPA, Interfund loan or debt and \$230K from Capital Replacement Fund

If there has been a change from prior year please explain:

Expenditure Plan	2024	2025	2026	2027	2028	2029	TOTAL
Project Costs	\$ 2,500,000	\$ -	\$ -	\$ -	\$ -	\$ -	\$ 2,500,000

Funding Plan	2024	2025	2026	2027	2028	2029	TOTAL
Prior Year Carryforward	\$ 2,000,000	\$ -	\$ -	\$ -	\$ -	\$ -	\$ 2,000,000
Golf Operations Fund	\$ 2,500,000	\$ -	\$ -	\$ -	\$ -	\$ -	\$ 2,500,000
Total	\$ 4,500,000	\$ -	\$ -	\$ -	\$ -	\$ -	\$ 4,500,000

Annual Operations & Maintenance Costs (if any)	2024	2025	2026	2027	2028	2029	TOTAL
Golf Operations Fund	\$ -	\$ -	\$ -	\$ -	\$ -	\$ -	\$ -

Cost Assumptions

Total Estimated Cost of Project: \$4,500,000 **Date of Cost Estimate:** 3/23/2023

Scope of Estimate:

\$2,000,000 - ARPA FY23 Carryforward
 \$2,270,000 - Interfund Loan or debt
 \$230,000 - Capital Replacement Fund

FY 2024 CAPITAL IMPROVEMENT PROJECT REQUEST FORM

AMERICAN RESCUE PLAN ACT (ARPA) FUND

Project Name: Dunedin Public Library Playground

Epic! Goal

1. Create a vibrant, cultural experience that touches the lives of our community and visitors.

At A Glance

Project Type:	<u>Repair & Maintenance</u>	Project Number:	<u>412101</u>
Department:	<u>Library</u>	Project Manager:	<u>Phyllis Gorshe / Lanie Sheets</u>
Service Life:	<u>12 years</u>	Project Status:	<u>Existing</u>
Year Project Began:	<u> </u>		
Is this project associated with a Master Plan? <u> </u> <u>No</u>			

Project Description

The current Dunedin Public Library playground was installed in 2010 with funding from the Dunedin Friends of the Library, City of Dunedin General Fund, and numerous donors. A typical playground has a lifespan of 10-15 years. The Dunedin Friends of the Library and other stakeholder groups/donors would fundraise in order to fund all of the demo, removal, new playground equipment, installation and labor for the Library. Due to COVID 19 and fundraising concerns, the project needs to be moved to the next fiscal year, 2023. The library is currently looking at grants to help supplement the fundraising of the Friends of the Library. We will work with Parks and Recreation on the bids and recommendations of playground equipment. In addition, Parks and Recreation regularly monitors the current structure for quality and safety. The City of Dunedin also allocated \$50,000 in ARPA funding toward the project.

Project Justification

This project will meet the EPIC goals 1 & 2. As the playground equipment is showing its age, it is important that we replace the structure for the safety and enjoyment of our library patrons.

If there has been a change from prior year please explain:

The project was originally planned for 2021, but due to COVID19, the Friends of the Library had to reevaluate their fundraising due to limited income with the book store being closed and no large events such as the annual book sale. Fundraising has started and the City of Dunedin has designated \$50,000 in ARPA funding and \$50,000 from the General Fund to this project in FY23. An additional \$50,000 will be allocated in FY23 from bequest funds. The project may not be completed in FY 2023 so the CIP is being resubmitted for FY 2024 as a carryover.

Expenditure Plan	2024	2025	2026	2027	2028	2029	TOTAL
Project Costs	\$ -	\$ -	\$ -	\$ -	\$ -	\$ -	\$ -

Funding Plan	2024	2025	2026	2027	2028	2029	TOTAL
Prior Year Carryforward	\$ -	\$ -	\$ -	\$ -	\$ -	\$ -	\$ -
Total	\$ -	\$ -	\$ -	\$ -	\$ -	\$ -	\$ -

Annual Operations & Maintenance Costs (if any)

	2024	2025	2026	2027	2028	2029	TOTAL
General Fund	\$ -	\$ -	\$ -	\$ -	\$ -	\$ -	\$ -

Cost Assumptions

Total Estimated Cost of Project: \$150,000 **Date of Cost Estimate:** 1/31/2022

Scope of Estimate:

Rep Services Inc. gave Parks and Recreation an estimate of existing equipment demolition, new equipment installation, freight, and new surfacing. It was determined that we would estimate \$100,000 and adjust the equipment to meet the budget. The most recent proposal with no adjustments from one company was \$144,296. The Friends would like to keep budget at \$100,000.

FY 2024 CAPITAL IMPROVEMENT PROJECT REQUEST FORM

AMERICAN RESCUE PLAN ACT (ARPA) FUND

Project Name: Highlander Aquatic Complex

Epic! Goal

1. Create a vibrant, cultural experience that touches the lives of our community and visitors.

At A Glance

Project Type:	<u>Infrastructure</u>	Project Number:	<u>422103</u>
Department:	<u>Parks & Recreation</u>	Project Manager:	<u>Vince Gizzi / Alicia Castricone</u>
Service Life:	<u>30 years</u>	Project Status:	<u>Existing</u>
Year Project Began:	<u>2021</u>		
Is this project associated with a Master Plan? <u>No</u>			

Project Description

The current pool was built in 1977 and has exceeded its useful life. The proposed project would replace the existing pool, bathhouse, and all corresponding pump and mechanical facilities. In addition, new aquatic features may be included. A master plan is being developed based on the associated cost estimates for each element to determine necessary phasing of the project as monies become available. When additional funding is available, future phases to include incorporation of sprayground into the aquatic facility and other recreational amenities such as slides, lazy river, and/or wellness pool.

Project Justification

An aquatic feasibility study was conducted in 2009 that documented the need to replace the existing pool facility as it has reached the end of its useful life. The study also documented the desire of the community for a recreational aquatic complex. The Parks & Recreation Department also conducted community-wide surveys in 2019 and 2021 to identify the desired features of a new aquatic complex.

If there has been a change from prior year please explain:

This is assuming any monies from the \$2M in FY 2023 that are unspent to be carried forward into the project.

Expenditure Plan	2024	2025	2026	2027	2028	2029	TOTAL
Project Costs	\$ 12,804,660	\$ -	\$ -	\$ -	\$ -	\$ -	\$ 12,804,660

Funding Plan	2024	2025	2026	2027	2028	2029	TOTAL
ARPA Fund	\$ 2,904,660	\$ -	\$ -	\$ -	\$ -	\$ -	\$ 2,904,660
Prior Year Carryforward	\$ 2,000,000	\$ -	\$ -	\$ -	\$ -	\$ -	\$ 2,000,000
Penny Fund	\$ 6,846,725						\$ 6,846,725
Unfunded	\$ 1,053,275	\$ -	\$ -	\$ -	\$ -	\$ -	\$ 1,053,275
Total	\$ 12,804,660	\$ -	\$ -	\$ -	\$ -	\$ -	\$ 12,804,660

Annual Operations & Maintenance Costs (if any)	2024	2025	2026	2027	2028	2029	TOTAL
General Fund	\$ -	\$ -	\$ -	\$ -	\$ -	\$ -	\$ -

Cost Assumptions

Total Estimated Cost of Project: \$12,804,660 **Date of Cost Estimate:** 8/22/2023

Scope of Estimate:

Additional O&M TBD depending on design and phasing

FY 2024 CAPITAL IMPROVEMENT PROJECT REQUEST FORM

AMERICAN RESCUE PLAN ACT (ARPA) FUND

Project Name: Pickleball Courts

Epic! Goal

1. Create a vibrant, cultural experience that touches the lives of our community and visitors.

At A Glance

Project Type:	<u>Infrastructure</u>	Project Number:	<u>TBD</u>
Department:	<u>Parks & Recreation</u>	Project Manager:	<u>Lanie Sheets</u>
Service Life:	<u>30 years</u>	Project Status:	<u>Existing</u>
Year Project Began:	<u></u>		

Is this project associated with a Master Plan? No

Project Description

This project would construct 6 dedicated outdoor pickleball courts along with seating and lights for night play.

Project Justification

Pickleball is one of the fastest growing sports in the United States. Originally very popular with the senior population, its appeal has grown to all ages. Although we are able to offer indoor play at our community centers and have painted lines on some tennis courts for dual use, the demand far exceeds what we are able to offer. Having outdoor courts will allow drop-in usage every day of the year along with opportunities for instruction and/or leagues.

If there has been a change from prior year please explain:

Expenditure Plan	2024	2025	2026	2027	2028	2029	TOTAL
Project Costs	\$ 700,000	\$ -	\$ -	\$ -	\$ -	\$ -	\$ 700,000

Funding Plan	2024	2025	2026	2027	2028	2029	TOTAL
ARPA Fund	\$ 700,000	\$ -	\$ -	\$ -	\$ -	\$ -	\$ 700,000
Total	\$ 700,000	\$ -	\$ -	\$ -	\$ -	\$ -	\$ 700,000

Annual Operations & Maintenance Costs (if any)	2024	2025	2026	2027	2028	2029	TOTAL
General Fund	\$ -	\$ -	\$ -	\$ -	\$ -	\$ -	\$ -

Cost Assumptions

Total Estimated Cost of Project: \$700,000 Date of Cost Estimate: 2/1/2022

Scope of Estimate:

Cost estimate based on additional work for land stabilization

FY 2024 CAPITAL IMPROVEMENT PROJECT REQUEST FORM

AMERICAN RESCUE PLAN ACT (ARPA) FUND

Project Name: Skinner Boulevard Improvements

Epic! Goal

2. Create a visual sense of place.

At A Glance

Project Type:	<u>Improvement</u>	Project Number:	<u>171801</u>
Department:	<u>Economic & Housing Dev.</u>	Project Manager:	<u>Robert Ironsmith</u>
Service Life:	<u>20 years</u>	Project Status:	<u>Existing</u>
Year Project Began:	<u>2019</u>		
Is this project associated with a Master Plan?		<u>Yes - CRA Downtown Master Plan 2033</u>	

Project Description

Skinner Blvd Complete Streets Project, the scope of this project includes lane reduction and roundabouts. Design & construction will be managed by FDOT. Design will occur in 2022 and 2023, Construction programmed for Fall of 2024. Waiting on binding cost estimate from Duke to underground utilities.

Project Justification

A complete street make over for Skinner Boulevard will address vehicular safety issues arising from high motorist speeds. The planned improvements will improve roadway aesthetics and will also stimulate redevelopment. Safety on Pinellas Trail crossing will also be improved.

If there has been a change from prior year please explain:

Costs have been updated - Total Design \$1,300,000 -\$600,000 from CRA - \$400,000 in FY 2022 and \$200,000 in FY 2023 and \$700,000 from FDOT (completed in FY23)

Undergrounding Utilities cost - Duke \$1,523,236 - WOW - \$70,000 Frontier - \$65,000, Spectrum \$112,231 Private Property conversions - \$377,000. Solar and Facade Cost - \$0

Project Funding for Construction: \$7,592,182 (added \$300k for Mast Arm in FY24) - Project Management cost \$20,000

\$2,985,413 Penny

\$1,704,000 Forward Pinellas

\$1,500,000 ARPA

\$744,999 HSIP safety grant

\$3,285,269 CRA

\$500,000 Water/WW

Expenditure Plan	2024	2025	2026	2027	2028	2029	TOTAL
Project Costs							
Utilities	\$ 2,132,231	\$ -	\$ -	\$ -	\$ -	\$ -	\$ 2,132,231
Construction	\$ 7,587,450	\$ -	\$ -	\$ -	\$ -	\$ -	\$ 7,587,450
Total	\$ 9,719,681	\$ -	\$ -	\$ -	\$ -	\$ -	\$ 9,719,681

Funding Plan	2024	2025	2026	2027	2028	2029	TOTAL
CRA Fund	\$ 3,285,269	\$ -	\$ -	\$ -	\$ -	\$ -	\$ 3,285,269
ARPA Fund	\$ 1,500,000	\$ -	\$ -	\$ -	\$ -	\$ -	\$ 1,500,000
Penny Fund	\$ 2,985,413	\$ -	\$ -	\$ -	\$ -	\$ -	\$ 2,985,413
Water/WW Fund	\$ 500,000	\$ -	\$ -	\$ -	\$ -	\$ -	\$ 500,000
Third Party	\$ 1,448,999	\$ -	\$ -	\$ -	\$ -	\$ -	\$ 1,448,999
	\$ 9,719,681	\$ -	\$ -	\$ -	\$ -	\$ -	\$ 9,719,681

Annual Operations & Maintenance Costs (if any)

	2024	2025	2026	2027	2028	2029	TOTAL
CRA Fund	\$ -	\$ -	\$ -	\$ -	\$ -	\$ -	\$ -

Cost Assumptions

Total Estimated Cost of Project: \$11,019,681 **Date of Cost Estimate:** 8/22/2023

Scope of Estimate:

FY 2024 CAPITAL IMPROVEMENT PROJECT REQUEST FORM

COMMUNITY REDEVELOPMENT AGENCY (CRA FUND)

Project Name: Downtown Alleyway Enhancements Initiatives

Epic! Goal

2. Create a visual sense of place.

At A Glance

Project Type:	<u>Improvement</u>	Project Number:	<u>TBD</u>
Department:	<u>Economic & Housing Dev.</u>	Project Manager:	<u>Robert Ironsmith</u>
Service Life:	<u>20 years</u>	Project Status:	<u>Existing</u>
Year Project Began:	<u>2022</u>		
Is this project associated with a Master Plan?	<u>Yes - CRA Downtown Master Plan 2033</u>		

Project Description

Enhancement of Alleyways on Main Street.

Project Justification

Downtown Alleyway enhancement initiative to improve backstreet corridors for beautification, entertainment and add overall ambience.

If there has been a change from prior year please explain:

To address blighting influences on alleyways as well as overall beautification and functionality. Project moved to FY 2027.

Expenditure Plan	2024	2025	2026	2027	2028	2029	TOTAL
Project Costs	\$ -	\$ -		\$ 150,000	\$ -	\$ -	\$ 150,000

Funding Plan	2024	2025	2026	2027	2028	2029	TOTAL
CRA Fund	\$ -	\$ -		\$ 150,000	\$ -	\$ -	\$ 150,000
Total	\$ -	\$ -	\$ -	\$ 150,000	\$ -	\$ -	\$ 150,000

Annual Operations & Maintenance Costs (if any)	2024	2025	2026	2027	2028	2029	TOTAL
CRA Fund	\$ -	\$ -	\$ -	\$ -	\$ -	\$ -	\$ -

Cost Assumptions

Total Estimated Cost of Project: \$150,000 **Date of Cost Estimate:** 2/15/2022

Scope of Estimate:

Based on previous and similar improvement projects.

FY 2024 CAPITAL IMPROVEMENT PROJECT REQUEST FORM

COMMUNITY REDEVELOPMENT AGENCY (CRA FUND)

Project Name: Downtown Bollards

Epic! Goal

1. Create a vibrant, cultural experience that touches the lives of our community and visitors.

At A Glance

Project Type: Infrastructure **Project Number:** _____
Department: Economic & Housing Dev. **Project Manager:** Robert Ironsmith
Service Life: 15 **Project Status:** New
Year Project Began: 2024
Is this project associated with a Master Plan? No

Project Description

Retractable bollards on Main Street and side streets to Main as measure to ensure safety during special events.

Project Justification

Safety measure during special events.

If there has been a change from prior year please explain:

Expenditure Plan	2024	2025	2026	2027	2028	2029	TOTAL
Project Costs	\$ 175,000	\$ 175,000	\$ -	\$ -	\$ -	\$ -	\$ 350,000

Funding Plan	2024	2025	2026	2027	2028	2029	TOTAL
CRA Fund	\$ 175,000	\$ 175,000	\$ -	\$ -	\$ -	\$ -	\$ 350,000
Total	\$ 175,000	\$ 175,000	\$ -	\$ -	\$ -	\$ -	\$ 350,000

Annual Operations & Maintenance Costs (if any)

	2024	2025	2026	2027	2028	2029	TOTAL
Fund Name	\$ -	\$ -	\$ -	\$ -	\$ -	\$ -	\$ -

Cost Assumptions

Total Estimated Cost of Project: \$350,000 **Date of Cost Estimate:** 3/14/2023

Scope of Estimate:

Discussion with bollard vendors, project may require additional phasing.

FY 2024 CAPITAL IMPROVEMENT PROJECT REQUEST FORM

COMMUNITY REDEVELOPMENT AGENCY (CRA FUND)

Project Name: Downtown East End Plan - Mease Materials

Epic! Goal

2. Create a visual sense of place.

At A Glance

Project Type:	Improvement	Project Number:	171905
Department:	Economic & Housing Dev.	Project Manager:	Robert Ironsmith
Service Life:	N/A	Project Status:	Existing
Year Project Began:	2018		
Is this project associated with a Master Plan?		Yes - CRA Downtown Master Plan 2033	

Project Description

Master Planning for the east end of Downtown includes a BayCare (Mease) partnership. The partnership with Bay Care (Mease Materials), included a lease of the Mease Materials Parking lot. The Mease Materials site needs comprehensive infrastructure improvements.

Project Justification

Create additional Downtown parking - first phase being completed in FY23. Remaining funds to be carried over to FY24. Add additional \$100k to FY24.

Phase 2 to be completed in FY24

<i>Expenditure Plan</i>	2024	2025	2026	2027	2028	2029	TOTAL
Project Costs	\$ 100,000	\$ -	\$ -	\$ -	\$ -	\$ -	\$ 100,000
	\$ 100,000	\$ -	\$ -	\$ -	\$ -	\$ -	\$ 100,000

<i>Funding Plan</i>	2024	2025	2026	2027	2028	2029	TOTAL
CRA Fund	\$ 100,000	\$ -	\$ -	\$ -	\$ -	\$ -	\$ 100,000
Prior Year Carryforward	\$ -	\$ -	\$ -	\$ -	\$ -	\$ -	\$ -
Total	\$ 100,000	\$ -	\$ -	\$ -	\$ -	\$ -	\$ 100,000

<i>Annual Operations & Maintenance Costs (if any)</i>	2024	2025	2026	2027	2028	2029	TOTAL
CRA Fund	\$ -	\$ -	\$ -	\$ -	\$ -	\$ -	\$ -

Cost Assumptions

Total Estimated Cost of Project: \$618,100 **Date of Cost Estimate:** 3/1/2023

Scope of Estimate:

Estimated cost from Engineering based on Phase 2 design plans.
 FY20-22 Actuals: \$44,308 Design
 FY23 Budget: \$23,792 Design
 FY23 Budget: \$450,000 Construction (\$210,000 CRA & \$240,000 ARPA)
 FY24 Budget: \$100,000 Construction
 Total Cost: \$618,100

FY 2024 CAPITAL IMPROVEMENT PROJECT REQUEST FORM

COMMUNITY REDEVELOPMENT AGENCY (CRA FUND)

Project Name: Downtown Landscaping Project

Epic! Goal

1. Create a vibrant, cultural experience that touches the lives of our community and visitors.

At A Glance

Project Type:	<u>Improvement</u>	Project Number:	<u>172003</u>
Department:	<u>Economic & Housing Dev.</u>	Project Manager:	<u>Robert Ironsmith</u>
Service Life:	<u></u>	Project Status:	<u>Existing</u>
Year Project Began:	<u>2020</u>		
Is this project associated with a Master Plan? <u>No</u>			

Project Description

In conjunction with a new Landscaping Master Plan designed landscape enhancements are planned to improve ambience of Downtown.

Project Justification

Enhance landscaping areas to add charm and appeal to the Downtown.

If there has been a change from prior year please explain:

Expenditure Plan	2024	2025	2026	2027	2028	2029	TOTAL
Project Costs	\$ 50,000	\$ -	\$ -	\$ -	\$ -	\$ -	\$ 50,000

Funding Plan	2024	2025	2026	2027	2028	2029	TOTAL
CRA Fund	\$ 50,000	\$ -	\$ -	\$ -	\$ -	\$ -	\$ 50,000
Total	\$ 50,000	\$ -	\$ -	\$ -	\$ -	\$ -	\$ 50,000

Annual Operations & Maintenance Costs (if any)

	2024	2025	2026	2027	2028	2029	TOTAL
Fund Name	\$ -	\$ -	\$ -	\$ -	\$ -	\$ -	\$ -

Cost Assumptions

Total Estimated Cost of Project: \$50,000 **Date of Cost Estimate:** 3.24.2023

Scope of Estimate:

Estimate formulated with input from Parks.

FY 2024 CAPITAL IMPROVEMENT PROJECT REQUEST FORM

COMMUNITY REDEVELOPMENT AGENCY (CRA FUND)

Project Name: Downtown Median Removal

Epic! Goal

1. Create a vibrant, cultural experience that touches the lives of our community and visitors.

At A Glance

Project Type:	<u>Infrastructure</u>	Project Number:	<u>172005</u>
Department:	<u>Economic & Housing Dev.</u>	Project Manager:	<u>Robert Ironsmith</u>
Service Life:	<u>20 years</u>	Project Status:	<u>Existing</u>
Year Project Began:	<u>2020</u>		
Is this project associated with a Master Plan?	<u>Yes - CRA Downtown Master Plan 2033</u>		

Project Description

Removal of asphalt median on Douglas in conjunction with redevelopment of 380 Main Street includes carryforward due to timing of Douglas/Main Stree redevelopment.

Project Justification

Enhanced traffic flow.

If there has been a change from prior year please explain:

\$15,000 funds appropriated from FY22 to FY23.

Expenditure Plan	2024	2025	2026	2027	2028	2029	TOTAL
Project Costs	\$ 15,000	\$ -	\$ -	\$ -	\$ -	\$ -	\$ 15,000

Funding Plan	2024	2025	2026	2027	2028	2029	TOTAL
CRA Fund	\$ 15,000	\$ -	\$ -	\$ -	\$ -	\$ -	\$ 15,000
Prior Year Carryforward	\$ 15,000	\$ -	\$ -	\$ -	\$ -	\$ -	\$ 15,000
Total	\$ 30,000	\$ -	\$ -	\$ -	\$ -	\$ -	\$ 30,000

Annual Operations & Maintenance Costs (if any)	2024	2025	2026	2027	2028	2029	TOTAL
CRA Fund	\$ -	\$ -	\$ -	\$ -	\$ -	\$ -	\$ -

Cost Assumptions

Total Estimated Cost of Project: \$30,000 **Date of Cost Estimate:** 3/6/2023

Scope of Estimate:

Estimate prepared from input with City Street Department.

FY 2024 CAPITAL IMPROVEMENT PROJECT REQUEST FORM

COMMUNITY REDEVELOPMENT AGENCY (CRA FUND)

Project Name: Downtown Pavers, Walkability & Enhancements

Epic! Goal

2. Create a visual sense of place.

At A Glance

Project Type:	<u>Improvement</u>	Project Number:	<u>172001</u>
Department:	<u>Economic & Housing Dev.</u>	Project Manager:	<u>Robert Ironsmith</u>
Service Life:	<u>15 years</u>	Project Status:	<u>Existing</u>
Year Project Began:	<u>2020</u>		
Is this project associated with a Master Plan?		<u>Yes - CRA Downtown Master Plan 2033</u>	

Project Description

The Phase 1 (in front of CasaTina restaurant) initiative will improve walkability and overall aesthetics on the south section of Main Street from Douglas Avenue to the Pinellas Trail. Future phases from 2024 will continue paver enhancements as existing streetscape needs enhancement. Carryforward any funds left from FY2023 due to delay in construction. Note additional funding will be needed with future phases.

Project Justification

Improved walkability consisting of wider sidewalks, with enhanced landscaping.

If there has been a change from prior year please explain:

Phase 1 - includes south side of Main from Dougals to the Trail. Phase 2 includes north side of Main. Phase 3 & 4 are TBD and are dependent on available funding (FY24-26). Carryforward is included in case we do not receive additional funds in FY23 to cover the current bid cost.

Expenditure Plan	2024	2025	2026	2027	2028	2029	TOTAL
Project Costs	\$ 125,000	\$ 200,000	\$ 200,000	\$ 200,000	\$ 500,000	\$ -	\$ 1,225,000

Funding Plan	2024	2025	2026	2027	2028	2029	TOTAL
CRA Fund	\$ 125,000	\$ 200,000	\$ 200,000	\$ 200,000	\$ 500,000	\$ -	\$ 1,225,000
Prior Year Carryforward	\$ -	\$ -	\$ -	\$ -	\$ -	\$ -	\$ -
Total	\$ 125,000	\$ 200,000	\$ 200,000	\$ 200,000	\$ 500,000	\$ -	\$ 1,225,000

Annual Operations & Maintenance Costs (if any)

	2024	2025	2026	2027	2028	2029	TOTAL
CRA Fund	\$ -	\$ -	\$ -	\$ -	\$ -	\$ -	\$ -

Cost Assumptions

Total Estimated Cost of Project: \$1,897,930 **Date of Cost Estimate:** 3/20/2023

Scope of Estimate:

Estimate determined from input of consultant and past history.

FY 2024 CAPITAL IMPROVEMENT PROJECT REQUEST FORM

COMMUNITY REDEVELOPMENT AGENCY (CRA FUND)

Project Name: Existing City Hall Adaptive Reuse

Epic! Goal

1. Create a vibrant, cultural experience that touches the lives of our community and visitors.

At A Glance

Project Type:	Improvement	Project Number:	172204
Department:	Economic & Housing Dev.	Project Manager:	Robert Ironsmith
Service Life:		Project Status:	Existing
Year Project Began:	2021		
Is this project associated with a Master Plan?	Yes - CRA Downtown Master Plan 2033		

Project Description

Future re-positioning of the existing City Hall site as a pocket park. Estimated cost includes of Design & Construction (\$593,672) and Project Management (\$8,000)

Project Justification

Re-positioning of the former City Hall is an important element of the Downtown East End Project (DEEP).

If there has been a change from prior year please explain:

Expenditure Plan	2024	2025	2026	2027	2028	2029	TOTAL
Project Costs	\$ 601,672		\$ -	\$ -	\$ -	\$ -	\$ 601,672

Funding Plan	2024	2025	2026	2027	2028	2029	TOTAL
CRA Fund	\$ 301,672		\$ -	\$ -	\$ -	\$ -	\$ 301,672
Penny Fund	\$ 300,000						
Total	\$ 301,672	\$ -	\$ -	\$ -	\$ -	\$ -	\$ 301,672

Annual Operations & Maintenance Costs (if any)	2024	2025	2026	2027	2028	2029	TOTAL
CRA Fund	\$ -	\$ -	\$ -	\$ -	\$ -	\$ -	\$ -

Cost Assumptions

Total Estimated Cost of Project: \$601,672 **Date of Cost Estimate:** 4/19/2023

Scope of Estimate:

Estimates from Consultant and based on plan presented to City Commission. Funding source to be determined (TBD).

FY 2024 CAPITAL IMPROVEMENT PROJECT REQUEST FORM

COMMUNITY REDEVELOPMENT AGENCY (CRA FUND)

Project Name: Highland Streetscape

Epic! Goal

1. Create a vibrant, cultural experience that touches the lives of our community and visitors.

At A Glance

Project Type:	<u>Infrastructure</u>	Project Number:	<u>TBD</u>
Department:	<u>Economic & Housing Dev.</u>	Project Manager:	<u>Robert Ironsmith</u>
Service Life:	<u></u>	Project Status:	<u>Existing</u>
Year Project Began:	<u>2022</u>		
Is this project associated with a Master Plan?	<u>Yes - CRA Downtown Master Plan 2033</u>		

Project Description

Streetscaping of Highland Avenue to include entryway feature art work and undergrounding.

Project Justification

Reduce traffic speeds, enhance walkability, create a defined entryway.

If there has been a change from prior year please explain:

Moved project moved out to FY 2028-2030.

Expenditure Plan	2024	2025	2026	2027	2028	2029	TOTAL
Project Costs	\$ -		\$ -		\$ 200,000	\$ 200,000	\$ 400,000

Funding Plan	2024	2025	2026	2027	2028	2029	TOTAL
CRA Fund	\$ -		\$ -		\$ 200,000	\$ 200,000	\$ 400,000
Total	\$ -	\$ -	\$ -	\$ -	\$ 200,000	\$ 200,000	\$ 400,000

Annual Operations & Maintenance Costs (if any)	2024	2025	2026	2027	2028	2029	TOTAL
CRA Fund	\$ -	\$ -	\$ -	\$ -	\$ -	\$ -	\$ -

Cost Assumptions

Total Estimated Cost of Project: \$900,000 Date of Cost Estimate: 5/2/2022

Scope of Estimate:

Estimate from similar projects to be further defined when concept is developed. Will require additional funding sources.

FY 2024 CAPITAL IMPROVEMENT PROJECT REQUEST FORM

COMMUNITY REDEVELOPMENT AGENCY (CRA FUND)

Project Name: Midtown Parking Facility

Epic! Goal

1. Create a vibrant, cultural experience that touches the lives of our community and visitors.

At A Glance

Project Type:	<u>Infrastructure</u>	Project Number:	<u>112001</u>
Department:	<u>Economic & Housing Dev.</u>	Project Manager:	<u>Robert Ironsmith</u>
Service Life:	<u>50+ years</u>	Project Status:	<u>Existing</u>
Year Project Began:	<u>2022</u>		
Is this project associated with a Master Plan?	<u>Yes - CRA Downtown Master Plan 2033</u>		

Project Description

Construction of a parking facility to preserve downtown parking options and spur redevelopment.

Project Justification

Preserve downtown parking options to counter at risk parking area losses as well as catalyzing redevelopment.

If there has been a change from prior year please explain:

N/A

Expenditure Plan	2024	2025	2026	2027	2028	2029	TOTAL
Project Costs	\$ 1,200,000	\$ 7,572,316	\$ -	\$ -	\$ -	\$ -	\$ 8,772,316

Funding Plan	2024	2025	2026	2027	2028	2029	TOTAL
Penny Fund	\$ 1,200,000	\$ 2,500,000	\$ -	\$ -	\$ -	\$ -	\$ 3,700,000
CRA Fund	\$ -	\$ 5,072,316	\$ -	\$ -	\$ -	\$ -	\$ 5,072,316
Total	\$ 1,200,000	\$ 7,572,316	\$ -	\$ -	\$ -	\$ -	\$ 8,772,316

Annual Operations & Maintenance Costs (if any)							
	2024	2025	2026	2027	2028	2029	TOTAL
General Fund	\$ 45,000	\$ 45,000	\$ 45,000	\$ 45,000	\$ 45,000	\$ 45,000	\$ 270,000

Cost Assumptions

Total Estimated Cost of Project: \$8,772,316 **Date of Cost Estimate:** 8/22/2023

Scope of Estimate:

Estimate for Parking facility based on preliminary concept and independent Consultant review.

FY 2024 CAPITAL IMPROVEMENT PROJECT REQUEST FORM

COMMUNITY REDEVELOPMENT AGENCY (CRA FUND)

Project Name: Skinner Boulevard Improvements

Epic! Goal

2. Create a visual sense of place.

At A Glance

Project Type:	<u>Improvement</u>	Project Number:	<u>171801</u>
Department:	<u>Economic & Housing Dev.</u>	Project Manager:	<u>Robert Ironsmith</u>
Service Life:	<u>20 years</u>	Project Status:	<u>Existing</u>
Year Project Began:	<u>2019</u>		
Is this project associated with a Master Plan?	<u>Yes - CRA Downtown Master Plan 2033</u>		

Project Description

Skinner Blvd Complete Streets Project, the scope of this project includes lane reduction and roundabouts. Design & construction will be managed by FDOT. Design will occur in 2022 and 2023, Construction programmed for Fall of 2024. Waiting on binding cost estimate from Duke to underground utilities.

Project Justification

A complete street make over for Skinner Boulevard will address vehicular safety issues arising from high motorist speeds. The planned improvements will improve roadway aesthetics and will also stimulate redevelopment. Safety on Pinellas Trail crossing will also be improved.

If there has been a change from prior year please explain:

Costs have been updated - Total Design \$1,300,000 -\$600,000 from CRA - \$400,000 in FY 2022 and \$200,000 in FY 2023 and \$700,000 from FDOT (completed in FY23)

Undergrounding Utilities cost - Duke \$1,523,236 - WOW - \$70,000 Frontier - \$65,000, Spectrum \$112,231 Private Property conversions - \$377,000. Solar and Facade Cost - \$0

Project Funding for Construction: \$7,592,182 (added \$300k for Mast Arm in FY24) - Project Management cost \$20,000

\$2,985,413 Penny

\$1,704,000 Forward Pinellas

\$1,500,000 ARPA

\$744,999 HSIP safety grant

\$3,285,269 CRA

\$500,000 Water/WW

Expenditure Plan	2024	2025	2026	2027	2028	2029	TOTAL
Project Costs							
Utilities	\$ 2,132,231	\$ -	\$ -	\$ -	\$ -	\$ -	\$ 2,132,231
Construction	\$ 7,587,450	\$ -	\$ -	\$ -	\$ -	\$ -	\$ 7,587,450
Total	\$ 9,719,681	\$ -	\$ -	\$ -	\$ -	\$ -	\$ 9,719,681

Funding Plan	2024	2025	2026	2027	2028	2029	TOTAL
CRA Fund	\$ 3,285,269	\$ -	\$ -	\$ -	\$ -	\$ -	\$ 3,285,269
ARPA Fund	\$ 1,500,000	\$ -	\$ -	\$ -	\$ -	\$ -	\$ 1,500,000
Penny Fund	\$ 2,985,413	\$ -	\$ -	\$ -	\$ -	\$ -	\$ 2,985,413
Water/WW Fund	\$ 500,000	\$ -	\$ -	\$ -	\$ -	\$ -	\$ 500,000
Third Party	\$ 1,448,999	\$ -	\$ -	\$ -	\$ -	\$ -	\$ 1,448,999
	\$ 9,719,681	\$ -	\$ -	\$ -	\$ -	\$ -	\$ 9,719,681

Annual Operations & Maintenance Costs (if any)

	2024	2025	2026	2027	2028	2029	TOTAL
CRA Fund	\$ -	\$ -	\$ -	\$ -	\$ -	\$ -	\$ -

Cost Assumptions

Total Estimated Cost of Project: \$11,019,681 **Date of Cost Estimate:** 8/22/2023

Scope of Estimate:

FY 2024 CAPITAL IMPROVEMENT PROJECT REQUEST FORM

COMMUNITY REDEVELOPMENT AGENCY (CRA FUND)

Project Name: Skinner Blvd, New York Avenue Entry Way

Epic! Goal

1. Create a vibrant, cultural experience that touches the lives of our community and visitors.

At A Glance

Project Type:	<u>Infrastructure</u>	Project Number:	<u>TBD</u>
Department:	<u>Economic & Housing Dev.</u>	Project Manager:	<u>Robert Ironsmith</u>
Service Life:	<u></u>	Project Status:	<u>Existing</u>
Year Project Began:	<u>2022</u>		
Is this project associated with a Master Plan?	<u>Yes - CRA Downtown Master Plan 2033</u>		

Project Description

Lane/Median modification to facilitate entryway feature.

Project Justification

Slow traffic, entryway demarcation, aesthetics.

If there has been a change from prior year please explain:

Expenditure Plan	2024	2025	2026	2027	2028	2029	TOTAL
Project Costs	\$ -	\$ -		\$ -	\$ 200,000	\$ -	\$ 200,000

Funding Plan	2024	2025	2026	2027	2028	2029	TOTAL
CRA Fund	\$ -	\$ -		\$ -	\$ 200,000	\$ -	\$ 200,000
Total	\$ -	\$ -	\$ -	\$ -	\$ 200,000	\$ -	\$ 200,000

Annual Operations & Maintenance Costs (if any)	2024	2025	2026	2027	2028	2029	TOTAL
CRA Fund	\$ -	\$ -	\$ -	\$ -	\$ -	\$ -	\$ -

Cost Assumptions

Total Estimated Cost of Project: \$200,000 **Date of Cost Estimate:** 2/15/2022

Scope of Estimate:

Based on past entryway/median projects and consideration for FDOT Right of Way (ROW)

FY 2024 CAPITAL IMPROVEMENT PROJECT REQUEST FORM

COMMUNITY REDEVELOPMENT AGENCY (CRA FUND)

Project Name: Underground Utilities in Downtown

Epic! Goal

1. Create a vibrant, cultural experience that touches the lives of our community and visitors.

At A Glance

Project Type:	<u>Infrastructure</u>	Project Number:	<u>172007</u>
Department:	<u>Economic & Housing Dev.</u>	Project Manager:	<u>Robert Ironsmith</u>
Service Life:	<u>20 years</u>	Project Status:	<u>Existing</u>
Year Project Began:	<u>2020</u>		
Is this project associated with a Master Plan?		<u>Yes - CRA Downtown Master Plan 2033</u>	

Project Description

Undergrounding of overhead wires in the downtown.

Project Justification

Undergrounding overhead wires removes visual blight and improves overall ambience downtown. In addition, wires and lines stands up to storms increasing resiliency.

If there has been a change from prior year please explain:

<i>Expenditure Plan</i>	<i>2024</i>	<i>2025</i>	<i>2026</i>	<i>2027</i>	<i>2028</i>	<i>2029</i>	<i>TOTAL</i>
Project Costs	\$ -	\$ 75,000		\$ 200,000	\$ -	\$ -	\$ 275,000

<i>Funding Plan</i>	<i>2024</i>	<i>2025</i>	<i>2026</i>	<i>2027</i>	<i>2028</i>	<i>2029</i>	<i>TOTAL</i>
CRA Fund	\$ -	\$ 75,000	\$ -	\$ 200,000	\$ -	\$ -	\$ 275,000
Total	\$ -	\$ 75,000	\$ -	\$ 200,000	\$ -	\$ -	\$ 275,000

<i>Annual Operations & Maintenance Costs (if any)</i>	<i>2024</i>	<i>2025</i>	<i>2026</i>	<i>2027</i>	<i>2028</i>	<i>2029</i>	<i>TOTAL</i>
CRA Fund	\$ -	\$ -	\$ -	\$ -	\$ -	\$ -	\$ -

Cost Assumptions

Total Estimated Cost of Project: \$275,000 **Date of Cost Estimate:** 2/15/2022

Scope of Estimate:

Cost determined from an estimate obtained from Duke on a similar project.

FY 2024 CAPITAL IMPROVEMENT PROJECT REQUEST FORM

SOLID WASTE FUND

Project Name: Fleet Replacements - Solid Waste Collection Trucks

Epic! Goal

4. Be the statewide model for environmental sustainability stewardship.

At A Glance

Project Type:	Equipment	Project Number:	to be assigned
Department:	PW-Solid Waste	Project Manager:	William Pickrum
Service Life:	7-15 years	Project Status:	Existing
Year Project Began:			
Is this project associated with a Master Plan?	No		

Project Description

Solid Waste collection trucks are not part of the City's Fleet Division Vehicle Replacement Program, but funded by the Solid Waste Division's own proprietary funds as an enterprise Division.
 All new truck purchases will be finance with short term debt, as adopted in Ordinance 21-02

Project Justification

Fleet staff project replacement based on a set life cycle, which varies by type of vehicle or piece of equipment, from 7-15 years. Significant overall focus is placed on preventative maintenance and timely repair in order to keep downtime at a minimum and maximize utilization. As the replacement year approaches, vehicles and equipment are evaluated based on hours of use and condition to determine if replacement is cost-effective. The schedule is flexible to ensure that the active fleet is effective in meeting Citywide operational needs.

If there has been a change from prior year please explain:

The capital costs and the timing of vehicle replacements are reviewed & adjusted yearly, each vehicle cost is based on 5% yearly indexing, due to inflation and cost spikes triggered by ongoing pandemic supply chain issues.

Expenditure Plan

	2024	2025	2026	2027	2028	2029	TOTAL
Project Costs							
Res-441-Kenworth / E-Z Pack REL (ordered FY23-rep FY31)							\$ -
Res-442-Kenworth / E-Z Pack REL (CT ordered FY23-rep FY31)							\$ -
Res-443-Kenworth / E-Z Pack REL	\$ 290,000						\$ 290,000
Res-492-Freightliner / New Way REL			\$ 319,000				\$ 319,000
Res-452-Claw Truck / Freightliner			\$ 353,600				\$ 353,600
Res-457-Claw Truck / Freightliner Route Asst.				\$ 372,300			\$ 372,300
Res-460-Autocar / New Way ASL		\$ 433,300					\$ 433,300
Res-461-Autocar / New Way ASL		\$ 433,300					\$ 433,300
Res-462-Autocar / New Way ASL					\$ 454,931		\$ 454,931
Res-473-AutoCar / E-Z Pack ASL (ASL on-order-fy-22)						\$ 553,000	\$ 553,000
Comm-488-AutoCar / E-Z Pack FEL (ordered FY23)						\$ 498,100	\$ 498,100
Comm-489-AutoCar / E-Z Pack FEL	\$ 372,000						\$ 372,000
Comm-490-AutoCar / E-Z Pack FEL	\$ 372,000						\$ 372,000
Comm-491-AutoCar / E-Z Pack FEL		\$ 390,600					\$ 390,600
Comm-409-Rolloff / Kenworth				\$ 337,000			\$ 337,000
Comm-455-Kenworth Delivery Truck (FY2030 replacement)							\$ -

Funding Plan

	2024	2025	2026	2027	2028	2029	TOTAL
Solid Waste Fund	\$ 1,034,000	\$ 1,257,200	\$ 672,600	\$ 709,300	\$ 454,931	\$ 1,051,100	\$ 5,179,131
Total	\$ 1,034,000	\$ 1,257,200	\$ 672,600	\$ 709,300	\$ 454,931	\$ 1,051,100	\$ 5,179,131

Annual Operations & Maintenance Costs (if any)

	2024	2025	2026	2027	2028	2029	TOTAL
Solid Waste Fund	\$ 1,034,000	\$ 1,257,200	\$ 672,600	\$ 709,300	\$ 454,931	\$ 1,051,100	\$ 5,179,131

Cost Assumptions

Total Estimated Cost of Project: \$5,179,131 **Effective Date of Cost Estimate:** 3/21/2023

Scope of Estimate: _____

FY 2024 CAPITAL IMPROVEMENT PROJECT REQUEST FORM

WATER / WASTEWATER FUND

Project Name: Bayshore Blvd Water Main Replacement

Epic! Goal

4. Be the statewide model for environmental sustainability stewardship.

At A Glance

Project Type:	<u>Replacement</u>	Project Number:	<u>511803</u>
Department:	<u>UT-Water</u>	Project Manager:	<u>Dan Chislock / Engineering</u>
Service Life:	<u>25 years</u>	Project Status:	<u>Existing</u>
Year Project Began:	<u>2018</u>		
Is this project associated with a Master Plan?		<u>No</u>	

Project Description

This project will replace the cast iron pipe from Buena Vista Drive North to San Salvador Drive with approximately 3500 feet of 8" PVC pipe. In addition, this project will also replace the cast iron pipe along Mira Vista Dr, from Bayshore Blvd to Pasadena Dr with approximately 410 feet of 6" PVC pipe. This project will be designed in-house and bid out to a construction contractor and no operating impacts are expected.

Project Justification

The existing pipe is old cast iron and subject to failure. Additionally, the iron pipe is unlined which increases potential for water quality issues.

If there has been a change from prior year please explain:

Expenditure Plan	2024	2025	2026	2027	2028	2029	TOTAL
Project Costs	\$ 1,200,000	\$ -	\$ -	\$ -	\$ -	\$ -	\$ 1,200,000

Funding Plan	2024	2025	2026	2027	2028	2029	TOTAL
Prior Year Carryforward	\$ 520,584	\$ -	\$ -	\$ -	\$ -	\$ -	\$ 520,584
Water/WW Fund	\$ 679,416	\$ -	\$ -	\$ -	\$ -	\$ -	\$ 679,416
Total	\$ 1,200,000	\$ -	\$ -	\$ -	\$ -	\$ -	\$ 1,200,000

Annual Operations & Maintenance Costs (if any)	2024	2025	2026	2027	2028	2029	TOTAL
Water/WW Fund	\$ -	\$ -	\$ -	\$ -	\$ -	\$ -	\$ -

Cost Assumptions

Total Estimated Cost of Project: \$1,200,000 **Date of Cost Estimate:** 4/13/2023

Scope of Estimate:

Estimate includes the installation of a new potable water line in the right of way, abandonment of the old line, and all restoration costs required to complete the project.
Cost estimate created using Pinellas County pricing from FY22.

FY 2024 CAPITAL IMPROVEMENT PROJECT REQUEST FORM

WATER / WASTEWATER FUND

Project Name: Citywide HVAC Replacements

Epic! Goal

4. Be the statewide model for environmental sustainability stewardship.

At A Glance

Project Type: <u>Repair & Maintenance</u>	Project Number: <u>641801</u>
Department: <u>PW-Facilities</u>	Project Manager: <u>Mike Savage</u>
Service Life: <u>12 years</u>	Project Status: <u>Existing</u>
Year Project Began _____	
Is this project associated with a Master Plan? <u>No</u>	

Project Description

This project provides for the programmed replacement of HVAC systems that have met or exceeded their life expectancy.

Project Justification

Review of existing Community Center RTU units (roof top units) and current expectant life expectancy as well as efficiencies have led to the recommended FY24 replacements. Also revisions to life expectancies to Wastewater, Museum and DFAC units.

If there has been a change from prior year please explain:

Update to prior year costs.

Expenditure Plan	2024	2025	2026	2027	2028	2029	TOTAL
Project Costs							
<i>Fire - 62 Dayroom</i>	\$ 25,000	\$ -	\$ -	\$ -	\$ -	\$ -	\$ 25,000
<i>Community Center</i>	\$ 425,000	\$ 425,000	\$ -	\$ -	\$ -	\$ -	\$ 850,000
<i>Wastewater</i>	\$ -	\$ 50,000	\$ -	\$ -	\$ -	\$ -	\$ 50,000
<i>Museum</i>	\$ -	\$ 20,000	\$ -	\$ -	\$ -	\$ -	\$ 20,000
<i>DFAC</i>	\$ -	\$ -	\$ 10,000	\$ -	\$ -	\$ -	\$ 10,000
Total	\$ 450,000	\$ 495,000	\$ 10,000	\$ -	\$ -	\$ -	\$ 955,000

Funding Plan	2024	2025	2026	2027	2028	2029	TOTAL
General Fund	\$ 450,000	\$ 445,000	\$ 10,000	\$ -	\$ -	\$ -	\$ 905,000
Water/WW Fund	\$ -	\$ 50,000	\$ -	\$ -	\$ -	\$ -	\$ 50,000
Total	\$ 450,000	\$ 495,000	\$ 10,000	\$ -	\$ -	\$ -	\$ 955,000

Annual Operations & Maintenance Costs (if any)

2024	2025	2026	2027	2028	2029	TOTAL
\$ -	\$ -	\$ -	\$ -	\$ -	\$ -	\$ -

Cost Assumptions

Total Estimated Cost of Project: \$955,000 **Date of Cost Estimate:** 4/4/2023

Scope of Estimate:

FY 2024 CAPITAL IMPROVEMENT PROJECT REQUEST FORM

WATER / WASTEWATER FUND

Project Name: Curlew Road Water Main Replacement

Epic! Goal

4. Be the statewide model for environmental sustainability stewardship.

At A Glance

Project Type:	<u>Replacement</u>	Project Number:	<u>511902</u>
Department:	<u>UT-Water</u>	Project Manager:	<u>Dan Chislock / Engineering</u>
Service Life:	<u>25 years</u>	Project Status:	<u>Existing</u>
Year Project Began:	<u></u>		
Is this project associated with a Master Plan? <u>No</u>			

Project Description

The 50 year old, 16" piping, west of St. Mark's Drive was replaced due to water main breaks. Investigation of the pipe revealed most of the line is in excellent condition and does not require replacement. Design and work will be bid out to a construction contractor and no operating impacts are expected.

Project Justification

The existing 16" ductile iron water main on Curlew Road, on the east side of Alt US 19, from St. Mark's Drive to County Road 1 (CR1) is more than 50 years old. A portion of this water main suffered from a failure. Recent investigations by City staff indicates the portions tested are in excellent condition. A pipe investigation firm will be outsourced to investigate the condition of the entire pipeline so that only sections in poor condition shall be replaced.

If there has been a change from prior year please explain:

Project has been postponed indefinitely following site investigation of pipe condition. Project shall be revisited at a future date.

Expenditure Plan	2024	2025	2026	2027	2028	2029	TOTAL
Project Costs	\$ -	\$ -	\$ -	\$ -	\$ 100,000	\$ -	\$ 100,000

Funding Plan	2024	2025	2026	2027	2028	2029	TOTAL
Water/WW Fund	\$ -	\$ -	\$ -	\$ -	\$ 100,000	\$ -	\$ 100,000
Total	\$ -	\$ -	\$ -	\$ -	\$ 100,000	\$ -	\$ 100,000

Annual Operations & Maintenance Costs (if any)	2024	2025	2026	2027	2028	2029	TOTAL
Water/WW Fund	\$ -	\$ -	\$ -	\$ -	\$ -	\$ -	\$ -

Cost Assumptions

Total Estimated Cost of Project: \$100,000 **Date of Cost Estimate:** 2/6/2019

Scope of Estimate:

Estimate includes consultant services and inspection services to determine the condition of the pipe and the extent the pipe needs to be replaced. Pipe shall be re-inspected at a future date and needs determined at that time.

FY 2024 CAPITAL IMPROVEMENT PROJECT REQUEST FORM

WATER / WASTEWATER FUND

Project Name: Lift Station #20 Repair/Replacement

Epic! Goal

4. Be the statewide model for environmental sustainability stewardship.

At A Glance

Project Type:	<u>Replacement</u>	Project Number:	<u>522002</u>
Department:	<u>UT-Wastewater</u>	Project Manager:	<u>Engineering/R. Rainey</u>
Service Life:	<u>25 years</u>	Project Status:	<u>Existing</u>
Year Project Began:	<u></u>		
Is this project associated with a Master Plan? <u>No</u>			

Project Description

Lift Station 20 was originally built in 1972 and rehabbed in 1989. Average flows range from 275,000 - 300,000 gpd. This project reconstructs the lift station, including relocating the wet well, installing new equipment and replacing the aged, undersized gravity line from the terminal manhole to the lift station with an appropriately sized line constructed of PVC. This project has qualified for approximately \$975,000 of Tier 2 FEMA funds through the Local Mitigation Strategy (LMS) group. Tier 2 funds may be available from remaining funds after all Tier 1 projects are funded.

Project Justification

This lift station is undersized and the area suffers from high amounts of inflow and infiltration (I/I). This project will consist of design and construction of a new lift station and equipment and change the old lift station into a manhole. In addition, emergency backup pumps shall be installed to meet regulatory requirements enforced by the Florida Department of Environmental Protection. This project will include consulting/engineering services and investigation of alternate locations. Service life of the lift station is expected to be 50+ years, and internal mechanical equipment is expected to be 20 years.

If there has been a change from prior year please explain:

This project is still pending grant funding release. Project will be postponed until funding is released.

Expenditure Plan	2024	2025	2026	2027	2028	2029	TOTAL
Project Costs	\$ -	\$ -	\$ -	\$ -	\$ -	\$ -	\$ -

Funding Plan	2024	2025	2026	2027	2028	2029	TOTAL
Prior Year Carryforward	\$ -	\$ -	\$ -	\$ -	\$ -	\$ -	\$ -
Water/WW Fund	\$ -	\$ -	\$ -	\$ -	\$ -	\$ -	\$ -
Total	\$ -	\$ -	\$ -	\$ -	\$ -	\$ -	\$ -

Annual Operations & Maintenance Costs (if any)	2024	2025	2026	2027	2028	2029	TOTAL
Water/WW Fund	\$ -	\$ -	\$ -	\$ -	\$ -	\$ -	\$ -

Cost Assumptions

Total Estimated Cost of Project: \$2,227,000 **Date of Cost Estimate:** 2/1/2023

Scope of Estimate:

Estimate includes construction of the replacement lift station at a relocated site, all piping, modification to the existing lift station to convert it into a manhole, and all required bypass pumping. Does not include electrical or controls as these are covered under an alternate project.

Note: cost estimate will be revised once the detailed estimate is received from the consultant.

Note: The project has been approved to receive a 75% match from grant funding. Actual funding will be updated once contract has been awarded.

FY 2024 CAPITAL IMPROVEMENT PROJECT REQUEST FORM

WATER / WASTEWATER FUND

Project Name: Lift Station #32 Repair/Replacement

Epic! Goal

4. Be the statewide model for environmental sustainability stewardship.

At A Glance

Project Type:	<u>Replacement</u>	Project Number:	<u>522003</u>
Department:	<u>UT-Wastewater</u>	Project Manager:	<u>Engineering</u>
Service Life:	<u>25 years</u>	Project Status:	<u>Existing</u>
Year Project Began:	<u></u>		
Is this project associated with a Master Plan? <u>No</u>			

Project Description

Lift Station 32 was originally part of the Greenbriar Utility service area and taken over by the City in 1982/1983. Average flows range from 165,000 GPD and can double during rain events. This project reconstructs the lift station, including relocating the wet well, installing new equipment and replacing the aged, undersized VCP gravity line from the terminal manhole to the lift station with an appropriately sized line constructed of PVC. This project has qualified for approximately \$512,322 of Tier 1 FEMA funds through the Local Mitigation Strategy (LMS) group. Tier 1 funds are top priority projects.

Project Justification

This lift station is undersized and the area suffers from high amounts of inflow and infiltration (I/I). This project will consist of design and construction of a new lift station and equipment and change the old lift station into a manhole. In addition, emergency backup pumps shall be installed to meet regulatory requirements enforced by the Florida Department of Environmental Protection. This project will include consulting/engineering services and investigation of alternate locations. Service life of the lift station is expected to be 50+ years, and internal mechanical equipment is expected to be 20 years.

If there has been a change from prior year please explain:

This project is still pending grant funding release. Project will be postponed until funding is released. Funding of \$800,000 added to FY2024

Expenditure Plan	2024	2025	2026	2027	2028	2029	TOTAL
Project Costs	\$ 800,000	\$ -	\$ -	\$ -	\$ -	\$ -	\$ 800,000

Funding Plan	2024	2025	2026	2027	2028	2029	TOTAL
Water/WW Fund	\$ 800,000	\$ -	\$ -	\$ -	\$ -	\$ -	\$ 800,000
Prior Year Carryforward	\$ -	\$ -	\$ -	\$ -	\$ -	\$ -	\$ -
Total	\$ 800,000	\$ -	\$ -	\$ -	\$ -	\$ -	\$ 800,000

Annual Operations & Maintenance Costs (if any)	2024	2025	2026	2027	2028	2029	TOTAL
Water/WW Fund	\$ -	\$ -	\$ -	\$ -	\$ -	\$ -	\$ -

Cost Assumptions

Total Estimated Cost of Project: \$750,000 **Date of Cost Estimate:** 2/1/2021

Scope of Estimate:

Estimate includes construction of the replacement lift station at a relocated site, all piping, modification to the existing lift station to convert it into a manhole, and all required bypass pumping. Does not include electrical or controls as these are covered under an alternate project.

Note: cost estimate will be revised once the detailed estimate is received from the consultant.

Note: The project is expected to receive 68.3% match from grant funding. Actual funding will be updated once contract has been awarded.

It is anticipated that all funds will be encumbered in FY22. This shall be updated if funding is delayed to FY23.

FY 2024 CAPITAL IMPROVEMENT PROJECT REQUEST FORM

WATER / WASTEWATER FUND

Project Name: Lofty Pine Estates - Septic to Sewer Project

Epic! Goal

4. Be the statewide model for environmental sustainability stewardship.

At A Glance

Project Type:	<u>Infrastructure</u>	Project Number:	<u>522006</u>
Department:	<u>UT-Wastewater</u>	Project Manager:	<u>Engineering/R. Rainey</u>
Service Life:	<u>25 years</u>	Project Status:	<u>Existing</u>
Year Project Began:	<u> </u>		
Is this project associated with a Master Plan? <u> </u> No			

Project Description

The City of Dunedin, Pinellas County, and the State Legislature (funding pending) are working together to construct a sanitary sewer system for approximately 120 homes in the Lofty Pine Estates subdivision and permanently remove or abandon all of the septic tanks within the subdivision as well.

Project Justification

This project is to remove septic tanks that are located within the Curlew Creek Watershed and within the City of Dunedin Wastewater Collection System boundary. The overall project estimate is \$2,500,000.

If there has been a change from prior year please explain:

The City of Dunedin has programmed \$850,000 in FY2020 to help with the funding of this project. Pinellas County applied for and was awarded a \$500,000 grant from the State to help fund this project. The balance of the project will be paid with Water/WW Impact fee monies.

Expenditure Plan	2024	2025	2026	2027	2028	2029	TOTAL
Project Costs	\$ 3,600,000	\$ -	\$ -	\$ -	\$ -	\$ -	\$ 3,600,000

Funding Plan	2024	2025	2026	2027	2028	2029	TOTAL
Prior Year Carryforward	\$ 2,414,458	\$ -	\$ -	\$ -	\$ -	\$ -	\$ 2,414,458
Water/WW Fund	\$ 1,185,542	\$ -	\$ -	\$ -	\$ -	\$ -	\$ 1,185,542
Total	\$ 3,600,000	\$ -	\$ -	\$ -	\$ -	\$ -	\$ 3,600,000

Annual Operations & Maintenance Costs (if any)	2024	2025	2026	2027	2028	2029	TOTAL
Water/WW Fund	\$ -	\$ -	\$ -	\$ -	\$ -	\$ -	\$ -

Cost Assumptions

Total Estimated Cost of Project: \$3,600,000 **Date of Cost Estimate:** 10/30/2019

Scope of Estimate:

Estimate includes construction of a new sanitary sewer collection system in the Lofty Pine subdivision. This includes all piping, manholes, lateral, and restoration costs associated with the project.

Note: estimate may be updated based on any requirements for potential grant funds.

Note: Funding for 2022 assumes \$500,000 of grant money received.

It is assumed all funds for this project will be encumbered in FY24

FY 2024 CAPITAL IMPROVEMENT PROJECT REQUEST FORM

WATER / WASTEWATER FUND

Project Name: Manhole Lining Project

Epic! Goal

4. Be the statewide model for environmental sustainability stewardship.

At A Glance

Project Type:	<u>Rehabilitation</u>	Project Number:	<u>529502</u>
Department:	<u>UT-Wastewater</u>	Project Manager:	<u>Rodney Rainey</u>
Service Life:	<u>50 years</u>	Project Status:	<u>Existing</u>
Year Project Began:	<u>2017</u>		
Is this project associated with a Master Plan? <u>No</u>			

Project Description

Project #529502, the installation of a liner into existing sewer manholes for the Wastewater Division's collection system.

Project Justification

This is a continuation of our increased efforts in rehabilitating our aging infrastructure and addressing the impact of I & I (inflow and infiltration - groundwater and rain water) that is entering into our sewer system. This recommended lining avoids any excavation and only requires the contractor to be on site for 1-2 days, at each location.

If there has been a change from prior year please explain:

Expenditure Plan	2024	2025	2026	2027	2028	2029	TOTAL
Project Costs	\$ 100,000	\$ 100,000	\$ 100,000	\$ 100,000	\$ 100,000	\$ 100,000	\$ 600,000

Funding Plan	2024	2025	2026	2027	2028	2029	TOTAL
Water/WW Fund	\$ 100,000	\$ 100,000	\$ 100,000	\$ 100,000	\$ 100,000	\$ 100,000	\$ 600,000
Total	\$ 100,000	\$ 100,000	\$ 100,000	\$ 100,000	\$ 100,000	\$ 100,000	\$ 600,000

Annual Operations & Maintenance Costs (if any)

	2024	2025	2026	2027	2028	2029	TOTAL
Water/WW Fund	\$ -	\$ -	\$ -	\$ -	\$ -	\$ -	\$ -

Cost Assumptions

Total Estimated Cost of Project: \$100,000 annually **Date of Cost Estimate:** 4/2020

Scope of Estimate:

Recurring funding to add liners to sewer manholes throughout the City in order to reduce or eliminate Sanitary Sewer Overflows (SSOs) due to Inflow and Infiltration (I&I) issues plaguing the Collections system.

FY 2024 CAPITAL IMPROVEMENT PROJECT REQUEST FORM

WATER / WASTEWATER FUND

Project Name: Offsite Potable Water Storage Site Valve Replacement

Epic! Goal

4. Be the statewide model for environmental sustainability stewardship.

At A Glance

Project Type:	<u>Replacement</u>	Project Number:	<u>512201</u>
Department:	<u>UT-Water</u>	Project Manager:	<u>Patricio Tovar</u>
Service Life:	<u>30 years</u>	Project Status:	<u>Existing</u>
Year Project Began:	<u>2022</u>		
Is this project associated with a Master Plan? <u>No</u>			

Project Description

Replacement of in ground valves, check valves, and fill valves at offsite Potable Water Storage sites. The offsite storage sites are located at 2878 Belcher Rd and adjacent to the Jerry Lake Soccer complex. Each site has a 2 million gallon drinking water storage tank and pumps to distribute the water to the City.

Project Justification

The valves have been in the ground for many years. Some are broken closed and others could possible break if they were operated.

If there has been a change from prior year please explain:

Additional monies were added due to the increase in number of valves to be replaced.

Expenditure Plan	2024	2025	2026	2027	2028	2029	TOTAL
Project Costs	\$ -	\$ -	\$ -	\$ -	\$ -	\$ -	\$ -

Funding Plan	2024	2025	2026	2027	2028	2029	TOTAL
Prior Year Carryforward	\$ 150,000	\$ -	\$ -	\$ -	\$ -	\$ -	\$ 150,000
Total	\$ 150,000	\$ -	\$ -	\$ -	\$ -	\$ -	\$ 150,000

Annual Operations & Maintenance Costs (if any)	2024	2025	2026	2027	2028	2029	TOTAL
Water/WW Fund	\$ -	\$ -	\$ -	\$ -	\$ -	\$ -	\$ -

Cost Assumptions

Total Estimated Cost of Project: \$150,000 **Date of Cost Estimate:** 4/2020

Scope of Estimate:

Bidding, purchase of valves, mobilization, and installation costs.
It is assumed this work will be completed in FY22. If required, the work will be pushed to FY23.

FY 2024 CAPITAL IMPROVEMENT PROJECT REQUEST FORM

WATER / WASTEWATER FUND

Project Name: Patricia Avenue Water Main Replacement

Epic! Goal

4. Be the statewide model for environmental sustainability stewardship.

At A Glance

Project Type:	<u>Replacement</u>	Project Number:	<u>512002</u>
Department:	<u>UT-Water</u>	Project Manager:	<u>Dan Chislock / Engineering</u>
Service Life:	<u>25 years</u>	Project Status:	<u>New</u>
Year Project Began:	<u>2024</u>		
Is this project associated with a Master Plan? <u>No</u>			

Project Description

This project will abandon an old 8" DIP water main, that has reached the end of its useful life and is subject to breaking and leaks, and install a new 8" PVC water main on Patricia Avenue from Lexington Drive to south of Dalmore Drive. The scope includes installation of approximately 1110LF 8" PVC water main on Patricia Avenue. Work includes all valves, fittings, restraints, new services and restoration.

Project Justification

The existing 8" DIP water main has reached the end of its useful life and is subject to breaking and leaks. Additionally, the iron pipe is unlined which increases potential for water quality degradation in the distribution system.

If there has been a change from prior year please explain:

Expenditure Plan	2024	2025	2026	2027	2028	2029	TOTAL
Project Costs	\$ 450,000	\$ -	\$ -	\$ -	\$ -	\$ -	\$ 450,000

Funding Plan	2024	2025	2026	2027	2028	2029	TOTAL
Water/WW Fund	\$ 450,000	\$ -	\$ -	\$ -	\$ -	\$ -	\$ 450,000
Total	\$ 450,000	\$ -	\$ -	\$ -	\$ -	\$ -	\$ 450,000

Annual Operations & Maintenance Costs (if any)	2024	2025	2026	2027	2028	2029	TOTAL
Water/WW Fund	\$ -	\$ -	\$ -	\$ -	\$ -	\$ -	\$ -

Cost Assumptions

Total Estimated Cost of Project: \$450,000 **Date of Cost Estimate:** 4/13/2023

Scope of Estimate:

Estimate includes the installation of a new potable water line in the right of way, abandonment of the old line, and all restoration costs required to complete the project.

Cost estimate created using Pinellas County pricing from FY22.

FY 2024 CAPITAL IMPROVEMENT PROJECT REQUEST FORM

WATER / WASTEWATER FUND

Project Name: Pipe Lining Project

Epic! Goal

4. Be the statewide model for environmental sustainability stewardship.

At A Glance

Project Type:	<u>Rehabilitation</u>	Project Number:	<u>529904</u>
Department:	<u>UT-Wastewater</u>	Project Manager:	<u>Rodney Rainey</u>
Service Life:	<u>50 years</u>	Project Status:	<u>Existing</u>
Year Project Began:	<u>2017</u>		
Is this project associated with a Master Plan? <u>No</u>			

Project Description

Project #529904, the installation of a liner (Cured - In Place Pipe) into existing sewer mains for the Wastewater Division's collection system.

Project Justification

This is a continuation of our increased efforts in rehabilitating our aging infrastructure and addressing the impact of I & I (inflow and infiltration - groundwater and rain water) that is entering into our sewer system. This recommended lining (cured - In Place Pipe) avoids any excavation and only requires the contractor to be on site for 1-2 days, at each location.

If there has been a change from prior year please explain:

Annual budget will remain at \$1M per year with the FY2024 funding amount being removed due to a large carryforward expected from FY2023.

Expenditure Plan	2024	2025	2026	2027	2028	2029	TOTAL
Project Costs	\$ -	\$ 1,000,000	\$ 1,000,000	\$ 1,000,000	\$ 1,000,000	\$ 1,000,000	\$ 5,000,000

Funding Plan	2024	2025	2026	2027	2028	2029	TOTAL
Water/WW Fund	\$ -	\$ 1,000,000	\$ 1,000,000	\$ 1,000,000	\$ 1,000,000	\$ 1,000,000	\$ 5,000,000
Total	\$ -	\$ 1,000,000	\$ 1,000,000	\$ 1,000,000	\$ 1,000,000	\$ 1,000,000	\$ 5,000,000

Annual Operations & Maintenance Costs (if any)

	2024	2025	2026	2027	2028	2029	TOTAL
Water/WW Fund	\$ -	\$ -	\$ -	\$ -	\$ -	\$ -	\$ -

Cost Assumptions

Total Estimated Cost of Project: \$1,000,000 annually **Date of Cost Estimate:** 4/2020

Scope of Estimate:

Recurring funding to add liners to sewer pipes throughout the City in order to reduce or eliminate Sanitary Sewer Overflows (SSOs) due to Inflow and Infiltration (I&I) issues plaguing the Collections system. House Bill 64 to eliminate ocean outfall by January 1st 2032.

FY 2024 CAPITAL IMPROVEMENT PROJECT REQUEST FORM

WATER / WASTEWATER FUND

Project Name: Ranchwood Drive S & Hitching Post Lane Water Main Replacement

Epic! Goal

4. Be the statewide model for environmental sustainability stewardship.

At A Glance

Project Type:	<u>Replacement</u>	Project Number:	<u>512101</u>
Department:	<u>UT-Water</u>	Project Manager:	<u>Dan Chislock / Engineering</u>
Service Life:	<u>25 years</u>	Project Status:	<u>Existing</u>
Year Project Began:	<u></u>		
Is this project associated with a Master Plan? <u>No</u>			

Project Description

This project will replace the cast iron pipe it with approximately 1600 feet of 6" PVC pipe. The installation of approximately 2100 lineal feet of new underdrain on Ranchwood, Hitching and Country Lane will be included in this project. This project will be designed in house and bid out to a construction contractor and no operating impacts are expected.

Project Justification

The existing 4" water mains on Ranchwood Drive South and Hitching Post Lane are constructed of universal cast iron, which is old and brittle and is subject to breaking.

If there has been a change from prior year please explain:

The installation of a new underdrain on Ranchwood, Hitching and Country Lane has been added to this project.

Expenditure Plan	2024	2025	2026	2027	2028	2029	TOTAL
Project Costs	\$ -	\$ 675,000	\$ -	\$ -	\$ -	\$ -	\$ 675,000

Funding Plan	2024	2025	2026	2027	2028	2029	TOTAL
Water/WW Fund	\$ -	\$ 325,000	\$ -	\$ -	\$ -	\$ -	\$ 325,000
Stormwater Fund	\$ -	\$ 350,000	\$ -	\$ -	\$ -	\$ -	\$ 350,000
Total	\$ -	\$ 675,000	\$ -	\$ -	\$ -	\$ -	\$ 675,000

Annual Operations & Maintenance Costs (if any)	2024	2025	2026	2027	2028	2029	TOTAL
Water/WW Fund	\$ -	\$ -	\$ -	\$ -	\$ -	\$ -	\$ -

Cost Assumptions

Total Estimated Cost of Project: \$675,000 **Date of Cost Estimate:** 3/2/2022

Scope of Estimate:

Estimate includes the installation of a new potable water line and new underdrain in the right of way, abandonment of the old water line, survey, and all restoration costs required to complete the project.

FY 2024 CAPITAL IMPROVEMENT PROJECT REQUEST FORM

WATER / WASTEWATER FUND

Project Name: Reclaimed Water Distribution System Master Plan

Epic! Goal

4. Be the statewide model for environmental sustainability stewardship.

At A Glance

Project Type: <u>Infrastructure</u>	Project Number: <u>522004</u>
Department: <u>UT-Water</u>	Project Manager: <u>Mike Moschenik</u>
Service Life: <u>25 years</u>	Project Status: <u>Existing</u>
Year Project Began: <u>2023</u>	
Is this project associated with a Master Plan? <u>No</u>	

Project Description

Review and evaluate the existing reclaimed water system. Create a Reclaimed Water Distribution System Master Plan to facilitate the future of the system and possible expansion.

Project Justification

This project will maximize and identify efficiencies in addition to providing a road map for the future.

If there has been a change from prior year please explain:

Expenditure Plan	2024	2025	2026	2027	2028	2029	TOTAL
Project Costs	\$ -	\$ -	\$ 50,000	\$ -	\$ -	\$ -	\$ 50,000

Funding Plan	2024	2025	2026	2027	2028	2029	TOTAL
Water/WW Fund	\$ -	\$ -	\$ 50,000	\$ -	\$ -	\$ -	\$ 50,000
Total	\$ -	\$ -	\$ 50,000	\$ -	\$ -	\$ -	\$ 50,000

Annual Operations & Maintenance Costs (if any)	2024	2025	2026	2027	2028	2029	TOTAL
Water/WW Fund	\$ -	\$ -	\$ -	\$ -	\$ -	\$ -	\$ -

Cost Assumptions

Total Estimated Cost of Project: \$50,000 **Date of Cost Estimate:** 2/1/2020

Scope of Estimate:

Consultant to review existing data and working with staff, formulate a plan moving ahead.

FY 2024 CAPITAL IMPROVEMENT PROJECT REQUEST FORM

WATER / WASTEWATER FUND

Project Name: Skinner Boulevard Improvements

Epic! Goal

2. Create a visual sense of place.

At A Glance

Project Type:	<u>Improvement</u>	Project Number:	<u>171801</u>
Department:	<u>Economic & Housing Dev.</u>	Project Manager:	<u>Robert Ironsmith</u>
Service Life:	<u>20 years</u>	Project Status:	<u>Existing</u>
Year Project Began:	<u>2019</u>		
Is this project associated with a Master Plan?		<u>Yes - CRA Downtown Master Plan 2033</u>	

Project Description

Skinner Blvd Complete Streets Project, the scope of this project includes lane reduction and roundabouts. Design & construction will be managed by FDOT. Design will occur in 2022 an 2023, Construction programmed for Fall of 2024. Waiting on binding cost estimate from Duke to underground utilities.

Project Justification

A complete street make over for Skinner Boulevard will address vehicular safety issues arising from high motorist speeds. The planned improvements will improve roadway aesthetics and will also stimulate redevelopment. Safety on Pinellas Trail crossing will also be improved.

If there has been a change from prior year please explain:

Costs have been updated - Total Design \$1,300,000 -\$600,000 from CRA - \$400,000 in FY 2022 and \$200,000 in FY 2023 and \$700,000 from FDOT (completed in FY23)

Undergrounding Utilities cost - Duke \$1,523,236 - WOW - \$70,000 Frontier - \$65,000, Spectrum \$112,231 Private Property conversions - \$377,000. Solar and Facade Cost - \$0

Project Funding for Construction: \$7,592,182 (added \$300k for Mast Arm in FY24) - Project Management cost \$20,000

\$2,985,413 Penny

\$1,704,000 Forward Pinellas

\$1,500,000 ARPA

\$744,999 HSIP safety grant

\$3,285,269 CRA

\$500,000 Water/WW

Expenditure Plan	2024	2025	2026	2027	2028	2029	TOTAL
Project Costs							
Utilities	\$ 2,132,231	\$ -	\$ -	\$ -	\$ -	\$ -	\$ 2,132,231
Construction	\$ 7,587,450	\$ -	\$ -	\$ -	\$ -	\$ -	\$ 7,587,450
Total	\$ 9,719,681	\$ -	\$ -	\$ -	\$ -	\$ -	\$ 9,719,681

Funding Plan	2024	2025	2026	2027	2028	2029	TOTAL
CRA Fund	\$ 3,285,269	\$ -	\$ -	\$ -	\$ -	\$ -	\$ 3,285,269
ARPA Fund	\$ 1,500,000	\$ -	\$ -	\$ -	\$ -	\$ -	\$ 1,500,000
Penny Fund	\$ 2,985,413	\$ -	\$ -	\$ -	\$ -	\$ -	\$ 2,985,413
Water/WW Fund	\$ 500,000	\$ -	\$ -	\$ -	\$ -	\$ -	\$ 500,000
Third Party	\$ 1,448,999	\$ -	\$ -	\$ -	\$ -	\$ -	\$ 1,448,999
	\$ 9,719,681	\$ -	\$ -	\$ -	\$ -	\$ -	\$ 9,719,681

Annual Operations & Maintenance Costs (if any)

	2024	2025	2026	2027	2028	2029	TOTAL
CRA Fund	\$ -	\$ -	\$ -	\$ -	\$ -	\$ -	\$ -

Cost Assumptions

Total Estimated Cost of Project: \$11,019,681 **Date of Cost Estimate:** 8/22/2023

Scope of Estimate:

FY 2024 CAPITAL IMPROVEMENT PROJECT REQUEST FORM

WATER / WASTEWATER FUND

Project Name: Utility Relocation on Curlew

Epic! Goal

4. Be the statewide model for environmental sustainability stewardship.

At A Glance

Project Type:	<u>Infrastructure</u>	Project Number:	<u>TBD</u>
Department:	<u>PW-Water/WW</u>	Project Manager:	<u></u>
Service Life:	<u></u>	Project Status:	<u>New</u>
Year Project Began:	<u></u>		
Is this project associated with a Master Plan? <u>No</u>			

Project Description

Relocation of various City utilities as part of FDOT project 448486-1 Alt US19/SR595/Bayshore Blvd at SR 586 Curlew Road. Construction will be managed by FDOT under a UWHCA (Utility Work by Highway Contractor Agreement). This will be a design build project which is to be awarded in FY25. Construction programmed for Fall of 2025 as part of FDOT's five year work program. FDOT's project includes the addition of through lanes at this intersection. The widening work requires that the City's utilities at this intersection be relocated to avoid conflicts with proposed storm water systems.

Project Justification

Relocation of various City utilities as part of FDOT project 448486-1 Alt US19/SR595/Bayshore Blvd at SR 586 Curlew Road. Additional lanes will improve capacity and safety at the intersection.

If there has been a change from prior year please explain:

Existing project budget did not include the relocation of City utilities.

Expenditure Plan	2024	2025	2026	2027	2028	2029	TOTAL
Project Costs	\$ -	\$ 500,000					

Funding Plan	2024	2025	2026	2027	2028	2029	TOTAL
Water/WW Fund	\$ -	\$ 500,000					
Total	\$ -	\$ 500,000	\$ -	\$ -	\$ -	\$ -	\$ -

Annual Operations & Maintenance Costs (if any)	2024	2025	2026	2027	2028	2029	TOTAL
Water/WW Fund	\$ -	\$ -	\$ -	\$ -	\$ -	\$ -	\$ -

Cost Assumptions

Total Estimated Cost of Project: \$500,000 **Date of Cost Estimate:**

Scope of Estimate:

FY 2024 CAPITAL IMPROVEMENT PROJECT REQUEST FORM

WATER / WASTEWATER FUND

Project Name: Virgina Street Water Main Replacement

Epic! Goal

4. Be the statewide model for environmental sustainability stewardship.

At A Glance

Project Type:	<u>Replacement</u>	Project Number:	<u>TBD</u>
Department:	<u>PW-Water/WW</u>	Project Manager:	<u>Dan Chislock / Janice "Nan" Bennett, P.E.</u>
Service Life:	<u></u>	Project Status:	<u>New</u>
Year Project Began:	<u></u>		
Is this project associated with a Master Plan? <u>No</u>			

Project Description

Replacement of existing 12" water main on Virginia Street, from Keene to existing 10" water main located east of Pinewood Dr.

Project Justification

The existing 12" water main, constructed of ductile iron pipe, has deteriorated causing several failures requiring emergency repair.

If there has been a change from prior year please explain:

<i>Expenditure Plan</i>	2024	2025	2026	2027	2028	2029	TOTAL
Project Costs	\$ 2,000,000	\$ -	\$ -	\$ -	\$ -	\$ -	\$ 2,000,000

<i>Funding Plan</i>	2024	2025	2026	2027	2028	2029	TOTAL
Water/WW Fund	\$ 2,000,000	\$ -	\$ -	\$ -	\$ -	\$ -	\$ 2,000,000
Total	\$ 2,000,000	\$ -	\$ -	\$ -	\$ -	\$ -	\$ 2,000,000

<i>Annual Operations & Maintenance Costs (if any)</i>	2024	2025	2026	2027	2028	2029	TOTAL
Water/WW Fund	\$ -	\$ -	\$ -	\$ -	\$ -	\$ -	\$ -

Cost Assumptions

Total Estimated Cost of Project: \$2,000,000 **Date of Cost Estimate:** 7/24/2023

Scope of Estimate:

Estimate includes the installation of a new potable water line in the right of way, abandonment of the old line, survey, and all restoration costs required to complete the project.

FY 2024 CAPITAL IMPROVEMENT PROJECT REQUEST FORM

WATER / WASTEWATER FUND

Project Name: Wastewater Collections Bypass Pump

Epic! Goal

4. Be the statewide model for environmental sustainability stewardship.

At A Glance

Project Type:	<u>Infrastructure</u>	Project Number:	<u>522302</u>
Department:	<u>UT-Wastewater</u>	Project Manager:	<u>Rodney Rainey / Engineering</u>
Service Life:	<u>15 Years</u>	Project Status:	<u>Existing</u>
Year Project Began:	<u>N/A</u>		
Is this project associated with a Master Plan? <u>No</u>			

Project Description

This project includes the purchase of a new, trailer-mounted 4" bypass pump. This pump will be used by Collections within the Wastewater division for emergency and storm operations.

Project Justification

The existing pumps that the City owns are aging and require frequent repairs.

If there has been a change from prior year please explain:

N/A

<i>Expenditure Plan</i>	<i>2024</i>	<i>2025</i>	<i>2026</i>	<i>2027</i>	<i>2028</i>	<i>2029</i>	<i>TOTAL</i>
Project Costs	\$ 80,000	\$ 80,000	\$ 80,000	\$ 80,000	\$ 80,000	\$ 80,000	\$ 480,000

<i>Funding Plan</i>	<i>2024</i>	<i>2025</i>	<i>2026</i>	<i>2027</i>	<i>2028</i>	<i>2029</i>	<i>TOTAL</i>
Water/WW Fund	\$ 80,000	\$ 80,000	\$ 80,000	\$ 80,000	\$ 80,000	\$ 80,000	\$ 480,000
Total	\$ 80,000	\$ 80,000	\$ 80,000	\$ 80,000	\$ 80,000	\$ 80,000	\$ 480,000

<i>Annual Operations & Maintenance Costs (if any)</i>	<i>2024</i>	<i>2025</i>	<i>2026</i>	<i>2027</i>	<i>2028</i>	<i>2029</i>	<i>TOTAL</i>
Water/WW Fund	\$ 300	\$ 300	\$ 300	\$ 300	\$ 300	\$ 300	\$ 1,800

Cost Assumptions

Total Estimated Cost of Project: \$480,000 **Date of Cost Estimate:** 2/19/2022

Scope of Estimate:

Cost estimate based on quote from vendor 3/9/2023

FY 2024 CAPITAL IMPROVEMENT PROJECT REQUEST FORM

WATER / WASTEWATER FUND

Project Name: Wastewater Lift Station Force Main Replacements

Epic! Goal

4. Be the statewide model for environmental sustainability stewardship.

At A Glance

Project Type:	<u>Replacement</u>	Project Number:	<u>521707</u>
Department:	<u>UT-Wastewater</u>	Project Manager:	<u>Engineering/ R. Rainey</u>
Service Life:	<u>25 years</u>	Project Status:	<u>Existing</u>
Year Project Began:	<u></u>		
Is this project associated with a Master Plan? <u>No</u>			

Project Description

Hundreds of thousands of gallons of raw sewage flow by gravity into the City's lift stations each day. Lift stations then pump the collected sewage through a force main (FM) to a downstream manhole, after which the sewage continues to flow by gravity to the wastewater treatment plant. The City has identified a number of these force mains that are aged and in need of replacement.

Project Justification

Most force mains are the original cast iron pipes installed in 1949, a few were installed in the early 1960's, and one, installed in 1972, is PVC. Failure of these aged pipelines (either by a pipe break or leak) will result in an unauthorized raw sewage discharge and present a public health hazard. The replacement force mains will all be HDPE and/or PVC pipe (upsized by a factor of 2") installed using horizontal direction drilling and/or open cut methods to minimize disturbance to surface features such as pavement and landscaping. No changes to the existing operating budget are anticipated. FM replacement for FM#3 is expected to be complete FY19.

If there has been a change from prior year please explain:

All force mains were moved up to FY2021. This is due to the inclusion of the City in the State Revolving Fund (SRF) loan program, which enables the City to complete all force mains in a more timely manner. FM#20 may be constructed outside the SRF loan.

Expenditure Plan	2024	2025	2026	2027	2028	2029	TOTAL
Project Costs	\$ -	\$ -	\$ -	\$ -	\$ -	\$ -	\$ -

Funding Plan	2024	2025	2026	2027	2028	2029	TOTAL
Prior Year Carryforward	\$ -	\$ -	\$ -	\$ -	\$ -	\$ -	\$ -
Total	\$ -	\$ -	\$ -	\$ -	\$ -	\$ -	\$ -

Annual Operations & Maintenance Costs (if any)	2024	2025	2026	2027	2028	2029	TOTAL
Water/WW Fund	\$ -	\$ -	\$ -	\$ -	\$ -	\$ -	\$ -

Cost Assumptions

Total Estimated Cost of Project: \$5,739,200 **Date of Cost Estimate:** 3/1/2023

Scope of Estimate:

Estimate includes the replacement of 7 force mains. Includes all piping, drilling, and restoration services for the pipe.
 Note: estimate will be updated once a detailed cost estimate is received from the consultant.
 This project will be funded from a SRF loan.
 Construction contract of \$3.9M scheduled to go to Commission 3/30/23. It is assumed all funds for this project will be encumbered in FY24.

FY 2024 CAPITAL IMPROVEMENT PROJECT REQUEST FORM

WATER / WASTEWATER FUND

Project Name: Wastewater Lift Stations Pump Replacement

Epic! Goal

4. Be the statewide model for environmental sustainability stewardship.

At A Glance

Project Type:	<u>Replacement</u>	Project Number:	<u>522303</u>
Department:	<u>UT-Wastewater</u>	Project Manager:	<u>Rodney Rainey</u>
Service Life:	<u>15 years</u>	Project Status:	<u>Existing</u>
Year Project Began:	<u>2023</u>		
Is this project associated with a Master Plan? <u>No</u>			

Project Description

The pumps at the City's lift stations require rehabilitation every 5 years, and replacement every 15 years.

Project Justification

To ensure continued reliable operation in order to minimize potential sanitary overflows and the integrity of the sanitary collections system.

If there has been a change from prior year please explain:

Expenditure Plan	2024	2025	2026	2027	2028	2029	TOTAL
Project Costs	\$ 150,000	\$ 150,000	\$ 150,000	\$ 150,000	\$ 150,000	\$ 150,000	\$ 900,000

Funding Plan	2024	2025	2026	2027	2028	2029	TOTAL
Water/WW Fund	\$ 150,000	\$ 150,000	\$ 150,000	\$ 150,000	\$ 150,000	\$ 150,000	\$ 900,000
Total	\$ 150,000	\$ 150,000	\$ 150,000	\$ 150,000	\$ 150,000	\$ 150,000	\$ 900,000

Annual Operations & Maintenance Costs (if any)	2024	2025	2026	2027	2028	2029	TOTAL
Water/WW Fund	\$ -	\$ -	\$ -	\$ -	\$ -	\$ -	\$ -

Cost Assumptions

Total Estimated Cost of Project: \$150,000 Annually **Date of Cost Estimate:** 2/17/2022

Scope of Estimate:

This estimate includes rehabilitation of lift station pumps at year 5 and year 10 and replacement at year 15. All lift station pumps are included in this estimate.

FY 2024 CAPITAL IMPROVEMENT PROJECT REQUEST FORM

WATER / WASTEWATER FUND

Project Name: Wastewater Lift Stations Rehabilitation

Epic! Goal

4. Be the statewide model for environmental sustainability stewardship.

At A Glance

Project Type:	<u>Rehabilitation</u>	Project Number:	<u>522102</u>
Department:	<u>UT-Wastewater</u>	Project Manager:	<u>Rodney Rainey/Engineering</u>
Service Life:	<u></u>	Project Status:	<u>Existing</u>
Year Project Began:	<u></u>		
Is this project associated with a Master Plan? <u>No</u>			

Project Description

The rehabilitation of the City's aging lift stations (total of 43 requiring rehabilitation under this project).

Project Justification

To ensure continued reliable operation in order to minimize potential sanitary overflows and the integrity of the sanitary collections system. House Bill 64 to eliminate ocean outfall by January 1st 2032.

If there has been a change from prior year please explain:

<i>Expenditure Plan</i>	<i>2024</i>	<i>2025</i>	<i>2026</i>	<i>2027</i>	<i>2028</i>	<i>2029</i>	<i>TOTAL</i>
Project Costs	\$ 900,000	\$ 900,000	\$ 900,000	\$ 900,000	\$ 900,000	\$ 900,000	\$ 5,400,000

<i>Funding Plan</i>	<i>2024</i>	<i>2025</i>	<i>2026</i>	<i>2027</i>	<i>2028</i>	<i>2029</i>	<i>TOTAL</i>
Water/WW Fund	\$ 900,000	\$ 900,000	\$ 900,000	\$ 900,000	\$ 900,000	\$ 900,000	\$ 5,400,000
Total	\$ 900,000	\$ 900,000	\$ 900,000	\$ 900,000	\$ 900,000	\$ 900,000	\$ 5,400,000

Annual Operations & Maintenance Costs (if any)

	<i>2024</i>	<i>2025</i>	<i>2026</i>	<i>2027</i>	<i>2028</i>	<i>2029</i>	<i>TOTAL</i>
Water/WW Fund	\$ -	\$ -	\$ -	\$ -	\$ -	\$ -	\$ -

Cost Assumptions

Total Estimated Cost of Project: \$900,000 Annually **Date of Cost Estimate:** 2/14/2020

Scope of Estimate:

Includes the rehabilitation of approximately 5 lift stations per year over a 7 year period. House Bill 64 to eliminate ocean outfall by January 1st 2032. FY 2031 all lift stations should be rehabbed and this account will be deleted.

FY 2024 CAPITAL IMPROVEMENT PROJECT REQUEST FORM

WATER / WASTEWATER FUND

Project Name: Wastewater Plant Admin Building Hardening

Epic! Goal

4. Be the statewide model for environmental sustainability stewardship.

At A Glance

Project Type:	<u>Repair & Maintenance</u>	Project Number:	<u>511699</u>
Department:	<u>UT-Wasterwater</u>	Project Manager:	<u>Brian Antonian/ Sue Bartlett</u>
Service Life:	<u>20 years</u>	Project Status:	<u>Existing</u>
Year Project Began:	<u></u>		
Is this project associated with a Master Plan? <u>No</u>			

Project Description

An evaluation of the Wastewater Plant Administration Building will be performed by a structural engineer to estimate the vulnerability of the building to hurricane damage and make recommendations on any modifications that are required

Project Justification

Hardening of the building will help to protect the City's Wastewater plant investments and allow the facility to treat sanitary sewer after a higher category storm event because of the fortified construction.

If there has been a change from prior year please explain:

N/A

Expenditure Plan	2024	2025	2026	2027	2028	2029	TOTAL
Project Costs	\$ 50,000	\$ -	\$ -	\$ -	\$ -	\$ -	\$ 50,000

Funding Plan	2024	2025	2026	2027	2028	2029	TOTAL
Prior Year Carryforward	\$ 50,000	\$ -	\$ -	\$ -	\$ -	\$ -	\$ 50,000
Total	\$ 50,000	\$ -	\$ -	\$ -	\$ -	\$ -	\$ 50,000

Annual Operations & Maintenance Costs (if any)	2024	2025	2026	2027	2028	2029	TOTAL
Water/WW Fund	\$ -	\$ -	\$ -	\$ -	\$ -	\$ -	\$ -

Cost Assumptions

Total Estimated Cost of Project: \$50,000 **Date of Cost Estimate:** 3/1/2022

Scope of Estimate:

See project report.
It is assumed this project will be awarded in FY23

FY 2024 CAPITAL IMPROVEMENT PROJECT REQUEST FORM

WATER / WASTEWATER FUND

Project Name: Wastewater Admin. Bldg. Hardening Window Replacement with Hurricane/Impact Glass

Epic! Goal

4. Be the statewide model for environmental sustainability stewardship.

At A Glance

Project Type:	<u>Replacement</u>	Project Number:	<u>Not Assigned</u>
Department:	<u>PW-Water/WW</u>	Project Manager:	<u>Facilities/Wastewater</u>
Service Life:	<u>30 Years</u>	Project Status:	<u>New</u>
Year Project Began:	<u>N/A</u>		
Is this project associated with a Master Plan? <u>No</u>			

Project Description

This Project will consist of replacing 23 windows with one operable casement window and 7 solid windows without an operable window and the East Main entrance windows and double door entry curtain wall system which is approximately 12 feet wide by 20 feet tall, located at the Wastewater Administration Building. The new windows will be upgraded to Hurricane rated and impact glass to meet new Hurricane Code standards.

Project Justification

The Wastewater Treatment Plant is over 33 years old and the windows have outlived their useful life and need to be upgraded to Hurricane rated and impact glass to meet new hurricane standards for hardening the Admin. Building. The Wastewater Administration Building houses all workers during storm events and needs to be hardened to ensure safety to all staff and on-site equipment.

If there has been a change from prior year please explain:

Expenditure Plan	2024	2025	2026	2027	2028	2029	TOTAL
Project Costs	\$ 250,000	\$ -	\$ -	\$ -	\$ -	\$ -	\$ 250,000

Funding Plan	2024	2025	2026	2027	2028	2029	TOTAL
Water/WW Fund	\$ -	\$ -	\$ -	\$ -	\$ -	\$ -	\$ -
Total	\$ 250,000	\$ -	\$ -	\$ -	\$ -	\$ -	\$ -

Annual Operations & Maintenance Costs (if any)							
	2024	2025	2026	2027	2028	2029	TOTAL
Fund Name	N/A	N/A	N/A	N/A	N/A	N/A	\$ -

Cost Assumptions
Total Estimated Cost of Project: \$250,000 **Date of Cost Estimate:** 6/8/2023

Scope of Estimate:

FY 2024 CAPITAL IMPROVEMENT PROJECT REQUEST FORM

WATER / WASTEWATER FUND

Project Name: Wastewater Plant Administration Building Interior Renovation

Epic! Goal

4. Be the statewide model for environmental sustainability stewardship.

At A Glance

Project Type:	<u>Improvement</u>	Project Number:	<u></u>
Department:	<u>UT-Wastewater</u>	Project Manager:	<u>Brian Antonian/Sue Bartlett</u>
Service Life:	<u>30 years</u>	Project Status:	<u>New</u>
Year Project Began:	<u>2024</u>		

Is this project associated with a Master Plan? No

Project Description

The Wastewater Administration building was constructed in 1991 and is considered a Class "C" Stucco/lath steel frame facility. It is a 7,816 square foot (s.f.) facility consisting of 2,341 s.f. of work/office, 185 s.f. of storage, 924 s.f. conference room, and 4,366 s.f. of common/public space. The facility has not seen any significant improvements other than minor flooring replacements in 2000 and 2021. In FY24 staff is recommending a complete renovation of the employee breakroom with new cabinetry and appliances and complete interior facility painting. Total projected cost for this project is \$110,000.00.

Project Justification

The facility has not since any major interior improvement since its construction in 1991. It has had minor water and plumbing issues in the the employee breakroom that will be solved with this renovation.

If there has been a change from prior year please explain:

None

Expenditure Plan	2024	2025	2026	2027	2028	2029	TOTAL
Project Costs	\$ 110,000	\$ -	\$ -	\$ -	\$ -	\$ -	\$ 110,000

Funding Plan	2024	2025	2026	2027	2028	2029	TOTAL
Water/WW Fund	\$ 110,000	\$ -	\$ -	\$ -	\$ -	\$ -	\$ 110,000
Total	\$ 110,000	\$ -	\$ -	\$ -	\$ -	\$ -	\$ 110,000

Annual Operations & Maintenance Costs (if any)	2024	2025	2026	2027	2028	2029	TOTAL
Water/WW Fund	\$ -	\$ -	\$ -	\$ -	\$ -	\$ -	\$ -

Cost Assumptions

Total Estimated Cost of Project: \$110,000 **Date of Cost Estimate:** 3/1/2023

Scope of Estimate:

It was initially estimated to be awarded in FY2021.

FY 2024 CAPITAL IMPROVEMENT PROJECT REQUEST FORM

WATER / WASTEWATER FUND

Project Name: Wastewater Treatment Plant 10,000 Gallon Diesel Fuel Storage Tank On site

Epic! Goal

4. Be the statewide model for environmental sustainability stewardship.

At A Glance

Project Type: <u>Infrastructure</u>	Project Number: <u>522304</u>
Department: <u>UT-Wastewater</u>	Project Manager: <u>Engineering/B. Antonian</u>
Service Life: <u>50 Years</u>	Project Status: <u>Existing</u>
Year Project Began: _____	
Is this project associated with a Master Plan? <u>No</u>	

Project Description

Public Works/Wastewater requesting to install a new 10,000 gallon Convault tank for diesel fuel storage located at the City's Wastewater Treatment Plant (1140 MLK Jr Avenue). The existing tank has reached the end of its useful life and needs to be replaced. The project will consist of removal of the existing tank and reinstallation of the new Convault diesel fuel storage tank. Cost estimate for the project is \$275,000.00.

Project Justification

The 10,000 gallon diesel tank provides fuel storage for the 2000kw emergency generator for the entire Wastewater treatment plant. The existing tank is severely corroded and is leaking water into the tank during storm events.

If there has been a change from prior year please explain:

N/A

Expenditure Plan	2024	2025	2026	2027	2028	2029	TOTAL
Project Costs	\$ 275,000	\$ -	\$ -	\$ -	\$ -	\$ -	\$ 275,000

Funding Plan	2024	2025	2026	2027	2028	2029	TOTAL
Prior Year Carryforward	\$ 275,000	\$ -	\$ -	\$ -	\$ -	\$ -	\$ 275,000
Total	\$ 275,000	\$ -	\$ -	\$ -	\$ -	\$ -	\$ 275,000

Annual Operations & Maintenance Costs (if any)	2024	2025	2026	2027	2028	2029	TOTAL
Water/WW Fund	\$ -	\$ -	\$ -	\$ -	\$ -	\$ -	\$ -

Cost Assumptions

Total Estimated Cost of Project: \$275,000 **Date of Cost Estimate:** 4/14/2022

Scope of Estimate:

Removal and disposal of the existing tank; purchase, delivery and installation of new tank, installation of new face piping, startup and warranty. Expected completion date FY 24.

FY 2024 CAPITAL IMPROVEMENT PROJECT REQUEST FORM

WATER / WASTEWATER FUND

Project Name: Wastewater Treatment Plant Chlorine Contact Basin Rehabilitation & Cover Project

Epic! Goal

4. Be the statewide model for environmental sustainability stewardship.

At A Glance

Project Type:	<u>Improvement</u>	Project Number:	<u>522103</u>
Department:	<u>UT-Wastewater</u>	Project Manager:	<u>Engineering/B. Antonian</u>
Service Life:	<u>20 years</u>	Project Status:	<u>Existing</u>
Year Project Began:	<u></u>		
Is this project associated with a Master Plan? <u>No</u>			

Project Description

The chlorine contact basins at the City's wastewater treatment plant have a failing coating system and suffers from algae growth, which increases operation and maintenance burden and increases chlorine demand of the treatment process. This project will remove all existing coatings, repair the basin concrete surfaces, add a chemical and UV resistant coating, and install a sun cover over the basin area to block sunlight. Additionally, the City will look into the addition of solar panels on the basin cover. As of June 2023, the solar panels will not be placed on the basin cover.

Project Justification

The basin coating have reached end of design life and require removal and replacement to extend the useful life of the basins. The addition of the basin cover will reduce the operational and maintenance burden on City staff. This project will be funded with a State Revolving Fund (SRF) loan.

If there has been a change from prior year please explain:

Remove \$705,000 from FY2024 as the solar panels will not be placed on the basin cover.

Expenditure Plan	2024	2025	2026	2027	2028	2029	TOTAL
Project Costs	\$ -	\$ -	\$ -	\$ -	\$ -	\$ -	\$ -

Funding Plan	2024	2025	2026	2027	2028	2029	TOTAL
Prior Year Carryforward	\$ -	\$ -	\$ -	\$ -	\$ -	\$ -	\$ -
Total	\$ -	\$ -	\$ -	\$ -	\$ -	\$ -	\$ -

Annual Operations & Maintenance Costs (if any)	2024	2025	2026	2027	2028	2029	TOTAL
Water/WW Fund	\$ -	\$ -	\$ -	\$ -	\$ -	\$ -	\$ -

Cost Assumptions

Total Estimated Cost of Project: \$2,535,000 **Date of Cost Estimate:** 6/9/2021

Scope of Estimate:

Estimate includes consultant fees and construction fees for the removal of the existing coatings, repair and recoating the basin walls, and installation of a new basin cover. In addition, estimate includes required bypass pumping.
This project will be funded from a SRF loan.
It is assumed this project will be encumbered in FY24

FY 2024 CAPITAL IMPROVEMENT PROJECT REQUEST FORM

WATER / WASTEWATER FUND

Project Name: Wastewater Treatment Plant Electrical System Upgrade

Epic! Goal

4. Be the statewide model for environmental sustainability stewardship.

At A Glance

Project Type:	<u>Infrastructure</u>	Project Number:	<u>521902</u>
Department:	<u>UT-Wastewater</u>	Project Manager:	<u>Engineering/B. Antonian</u>
Service Life:	<u>20 years</u>	Project Status:	<u>Existing</u>
Year Project Began:	<u></u>		

Is this project associated with a Master Plan? No

Project Description

This project needs to coincide with similar work at the water plant in order to have comparable equipment. This project will replace existing electrical main switch gear and install back-up switch gear, upgrade all motor control centers and add dual feeds to each motor control center throughout WWTP. Being that this project is a replacement to the existing electrical system, no operating impact is expected. Without the project, future plant repair & maintenance expenditures will steadily increase. Project cost includes consulting/engineering services. Project scope increased to Arc Flash resistant equipment at the WWTP and to incorporate replacement of all the electrical equipment at the City's lift stations.

Project Justification

The original Wastewater Treatment Plant (WWTP) electrical equipment is over 24 years old and most equipment is no longer supported by the vendor. Electrical improvements detailed in the Water & Wastewater Treatment Facilities Master Plan Study will restore the system's reliability, redundancy and safety. The City's lift stations' electrical equipment is of various ages, typically >20yrs and most equipment is no longer supported by the vendor. Electrical upgrades will occur concurrently with improvements at the Plant and will be integrated with the updated controls equipment.

If there has been a change from prior year please explain:

Costs were updated December 2019 based on the cost estimate received by the City's consultant. Additional funds added to include revised construction costs and consultant costs for design and construction services. Funds will be available from a State Revolving Fund (SRF) loan.

Expenditure Plan	2024	2025	2026	2027	2028	2029	TOTAL
Project Costs	\$ 9,030,943	\$ -	\$ -	\$ -	\$ -	\$ -	\$ 9,030,943

Funding Plan	2024	2025	2026	2027	2028	2029	TOTAL
Water/WW Fund	\$ 9,030,943	\$ -	\$ -	\$ -	\$ -	\$ -	\$ 9,030,943
Total	\$ 9,030,943	\$ -	\$ -	\$ -	\$ -	\$ -	\$ 9,030,943

Annual Operations & Maintenance Costs (if any)	2024	2025	2026	2027	2028	2029	TOTAL
Water/WW Fund	\$ -	\$ -	\$ -	\$ -	\$ -	\$ -	\$ -

Cost Assumptions

Total Estimated Cost of Project: \$23,000,000 **Date of Cost Estimate:** 4/2022

Scope of Estimate:

Estimate includes all required gear, equipment, temporary controls and equipment, wiring and conduit, etc. required to complete the work at the City's Wastewater treatment plant and all the City's 44 lift stations. In addition, the estimate includes design, construction, and inspection services from the City's consultant.

Note: estimate may be revised as design progresses to completion.

Note: This project will be funded from a SRF loan.

It is assumed funds for this project will be encumbered in FY24.

Project funding may need to be updated due to current cost escalations

FY 2024 CAPITAL IMPROVEMENT PROJECT REQUEST FORM

WATER / WASTEWATER FUND

Project Name: Wastewater Treatment Plant Facility 8, Filter Media and Basin Rehabilitation Project

Epic! Goal

4. Be the statewide model for environmental sustainability stewardship.

At A Glance

Project Type:	<u>Improvement</u>	Project Number:	<u>TBD</u>
Department:	<u>UT-Wastewater</u>	Project Manager:	<u>Engineering/B. Antonian</u>
Service Life:	<u>20 years</u>	Project Status:	<u>Existing</u>
Year Project Began:	<u></u>		
Is this project associated with a Master Plan? <u>No</u>			

Project Description

Facility 8, also known as the "Filter Building", incorporates four denitrification filters (Tetra Filters) that remove excess nitrogen from wastewater. This project includes removal and disposal of existing filter media, cleaning filter walls and resurfacing concrete inside filter, repair of concrete, repair/replacement of filter underdrains, and replacement of filter media.

Project Justification

The filters have reached end of design life and require rehabilitation to extend useful life. In addition, the underdrains of the filters are of an obsolete design and will require replacement if investigation unveils damaged units.

If there has been a change from prior year please explain:

Expenditure Plan	2024	2025	2026	2027	2028	2029	TOTAL
Project Costs	\$ 1,650,000	\$ -	\$ -	\$ -	\$ -	\$ -	\$ 1,650,000

Funding Plan	2024	2025	2026	2027	2028	2029	TOTAL
Water/WW Fund	\$ 1,650,000	\$ -	\$ -	\$ -	\$ -	\$ -	\$ 1,650,000
Total	\$ 1,650,000	\$ -	\$ -	\$ -	\$ -	\$ -	\$ 1,650,000

Annual Operations & Maintenance Costs (if any)	2024	2025	2026	2027	2028	2029	TOTAL
Water/WW Fund	\$ -	\$ -	\$ -	\$ -	\$ -	\$ -	\$ -

Cost Assumptions

Total Estimated Cost of Project: \$1,650,000 **Date of Cost Estimate:** 2/18/2023

Scope of Estimate:

Estimate includes consultant fees for design, removal and disposal of filter media, rehabilitation of filter interior concrete surfaces and underdrain, and replacement of filter media. Additionally, includes startup and ripening of filters. It is expected this project will be advertised as a Design-Build

FY 2024 CAPITAL IMPROVEMENT PROJECT REQUEST FORM

WATER / WASTEWATER FUND

Project Name: Wastewater Treatment Plant Re-Aeration Basin Renovation

Epic! Goal

4. Be the statewide model for environmental sustainability stewardship.

At A Glance

Project Type:	<u>Rehabilitation</u>	Project Number:	<u>512202</u>
Department:	<u>UT-Wastewater</u>	Project Manager:	<u>Engineering/B. Antonian</u>
Service Life:	<u>10 years</u>	Project Status:	<u>Existing</u>
Year Project Began:	<u></u>		
Is this project associated with a Master Plan? <u>No</u>			

Project Description

This project will modify the re-aeration basin at the wastewater treatment plant. This modification will improve the efficiency of the system and reduce maintenance requirements.

Project Justification

The re-aeration basin design has inefficiencies and presents opportunities to be improved for infusion of oxygen and removal of disinfection byproducts.

If there has been a change from prior year please explain:

N/A

Expenditure Plan	2024	2025	2026	2027	2028	2029	TOTAL
Project Costs	\$ -	\$ -	\$ -	\$ -	\$ -	\$ -	\$ -

Funding Plan	2024	2025	2026	2027	2028	2029	TOTAL
Prior Year Carryforward	\$ -	\$ -	\$ -	\$ -	\$ -	\$ -	\$ -
Total	\$ -	\$ -	\$ -	\$ -	\$ -	\$ -	\$ -

Annual Operations & Maintenance Costs (if any)	2024	2025	2026	2027	2028	2029	TOTAL
Water/WW Fund	\$ -	\$ -	\$ -	\$ -	\$ -	\$ -	\$ -

Cost Assumptions

Total Estimated Cost of Project: \$100,000 **Date of Cost Estimate:** 4/1/2020

Scope of Estimate:

Estimate includes filling of basins, installation of a new bottom slab, installation of new course bubble aerators with anchors, and coating of basin interior walls.

FY 2024 CAPITAL IMPROVEMENT PROJECT REQUEST FORM

WATER / WASTEWATER FUND

Project Name: Wastewater Treatment Plant Reclaim Storage Tank On Site

Epic! Goal

4. Be the statewide model for environmental sustainability stewardship.

At A Glance

Project Type:	Infrastructure	Project Number:	Not assigned
Department:	UT-Wastewater	Project Manager:	Engineering/B. Antonian
Service Life:	50 Years	Project Status:	Existing
Year Project Began:	N/A		
Is this project associated with a Master Plan?		No	

Project Description

This project will install one (1) 5.0 MG prestressed concrete storage tank located at the City's wastewater treatment plant (located at 1140 MLK Jr Avenue) following Land purchase from Coca-Cola. The project includes ground remediation due to unknowns below grade and raising the elevation of the property above the flood plain. Project unfunded until FY29.

Project Justification

The Florida Legislature passed Senate Bill 64, which was enacted into law on June 29, 2021. This bill requires every municipality in the state of Florida to generate a plan to eliminate nonbeneficial surface water discharges, including an ocean outfall, by January 1, 2032. By executing this project, the City will gain storage capacity, thus reducing the requirement of an ocean outfall.

If there has been a change from prior year please explain:

Expenditure Plan	2024	2025	2026	2027	2028	2029	TOTAL
Project Costs	\$ -	\$ -	\$ -	\$ -	\$ -	\$ 6,700,000	\$ 6,700,000

Funding Plan	2024	2025	2026	2027	2028	2029	TOTAL
Water/WW Fund	\$ -	\$ -	\$ -	\$ -	\$ -	\$ 6,700,000	\$ 6,700,000
Total	\$ -	\$ -	\$ -	\$ -	\$ -	\$ 6,700,000	\$ 6,700,000

Annual Operations & Maintenance Costs (if any)	2024	2025	2026	2027	2028	2029	TOTAL
Fund Name	\$ -	\$ -	\$ -	\$ -	\$ -	\$ -	\$ -

Cost Assumptions

Total Estimated Cost of Project: \$6,700,000 **Date of Cost Estimate:** 2/9/2022

Scope of Estimate:

Cost estimate includes the following: ground remediation and grading - \$1,500,000.00; Engineering - \$ 200,000.00; 5.0 MG prestressed concrete ground storage tank - \$ 3,000,000.00; Re-pumping station - \$500,000.00; and Construction \$1,500,000.00. Total cost estimate \$ 6,700,000.00.

FY 2024 CAPITAL IMPROVEMENT PROJECT REQUEST FORM

WATER / WASTEWATER FUND

Project Name: Wastewater Treatment Plant SCADA System Upgrade

Epic! Goal

4. Be the statewide model for environmental sustainability stewardship.

At A Glance

Project Type:	<u>Infrastructure</u>	Project Number:	<u>521706</u>
Department:	<u>UT-Wastewater</u>	Project Manager:	<u>Engineering/Brian Antonian/Rodney Rainey</u>
Service Life:	<u>20 years</u>	Project Status:	<u>Existing</u>
Year Project Began:	<u></u>		
Is this project associated with a Master Plan? <u>No</u>			

Project Description

This project needs to coincide with similar work at the water plant in order to have comparable equipment. This project will replace existing communication and controls and SCADA system throughout WWTP and all the City's 44 lift stations. Being that this project is a replacement to the existing system, no operating impact is expected. Without the project, future plant repair & maintenance expenditures will steadily increase and availability of replacement parts will become increasingly more limited. Project cost includes consulting/engineering services.

Project Justification

The original Wastewater Treatment Plant (WWTP) electrical equipment is over 32 years old and most equipment is no longer supported by the vendor. Controls improvements detailed in the Water & Wastewater Treatment Facilities Master Plan Study will restore the system's reliability and redundancy. The City's lift stations' controls equipment is of various ages, typically >20yrs and most equipment is no longer supported by the vendor. Controls upgrades will occur concurrently with improvements at the Plant and will be integrated with the updated electrical equipment.

If there has been a change from prior year please explain:

This project was pushed to coincide with the electrical work that will be taking place at the City's wastewater treatment plant and lift stations. Funds will be available from a State Revolving Fund (SRF) loan.

Expenditure Plan	2024	2025	2026	2027	2028	2029	TOTAL
Project Costs	\$ 970,241	\$ -	\$ -	\$ -	\$ -	\$ -	\$ 970,241

Funding Plan	2024	2025	2026	2027	2028	2029	TOTAL
Water/WW Fund	\$ 970,241	\$ -	\$ -	\$ -	\$ -	\$ -	\$ 970,241
Total	\$ 970,241	\$ -	\$ -	\$ -	\$ -	\$ -	\$ 970,241

Annual Operations & Maintenance Costs (if any)	2024	2025	2026	2027	2028	2029	TOTAL
Water/WW Fund	\$ -	\$ -	\$ -	\$ -	\$ -	\$ -	\$ -

Cost Assumptions

Total Estimated Cost of Project: \$2,287,841 **Date of Cost Estimate:** 4/2022

Scope of Estimate:

Estimate includes all required equipment, temporary controls and equipment, wiring and conduit, etc. required to complete the work at the City's Wastewater treatment plant and all the City's 44 lift stations.
This project will be funded from a SRF loan.
It is assumed this project will be encumbered in FY24

FY 2024 CAPITAL IMPROVEMENT PROJECT REQUEST FORM

WATER / WASTEWATER FUND

Project Name: Water Plant Admin Building Hardening / Renovation

Epic! Goal

4. Be the statewide model for environmental sustainability stewardship.

At A Glance

Project Type:	<u>Repair & Maintenance</u>	Project Number:	<u>511699</u>
Department:	<u>UT-Water</u>	Project Manager:	<u>Sue Bartlett / Mary Sheets</u>
Service Life:	<u>20 years</u>	Project Status:	<u>Existing</u>
Year Project Began:	<u></u>		
Is this project associated with a Master Plan? <u>No</u>			

Project Description

An evaluation of the Water Plant Administration Building was performed by a structural engineer to estimate the vulnerability of the building to hurricane damage. Based on a review of the drawings, the building was designed for 105 mph “fastest mile” per the 1988 (revised 1990) SBC, which is equivalent to a Category 2 storm on the Safir Simpson Hurricane Intensity Scale. The engineer determined that hardening certain areas of the building would increase the strength of the building to a category 3 storm equivalent.

Project Justification

Hardening of the building will help to protect the City's Water Production investment and allow the facility to produce drinking water after a higher category storm event because of the fortified construction. In addition, the interior of the administration building is approximately 30 years old and requires renovation.

If there has been a change from prior year please explain:

The administration building requires renovation and impact rated windows. The renovation of the plant process will be complete in FY23. Following completion, the administration building interior will be renovated.

Expenditure Plan	2024	2025	2026	2027	2028	2029	TOTAL
Project Costs	\$ -	\$ -	\$ -	\$ -	\$ -	\$ -	\$ -

Funding Plan	2024	2025	2026	2027	2028	2029	TOTAL
Prior Year Carryforward	\$ -	\$ -	\$ -	\$ -	\$ -	\$ -	\$ -
Total	\$ -	\$ -	\$ -	\$ -	\$ -	\$ -	\$ -

Annual Operations & Maintenance Costs (if any)	2024	2025	2026	2027	2028	2029	TOTAL
Water/WW Fund	\$ -	\$ -	\$ -	\$ -	\$ -	\$ -	\$ -

Cost Assumptions

Total Estimated Cost of Project: \$450,000 **Date of Cost Estimate:** 4/25/2023

Scope of Estimate:

See project report.
It is assumed this project will be awarded in FY23

FY 2024 CAPITAL IMPROVEMENT PROJECT REQUEST FORM

WATER / WASTEWATER FUND

Project Name: Water Production Well Facilities

Epic! Goal

4. Be the statewide model for environmental sustainability stewardship.

At A Glance

Project Type:	<u>Replacement</u>	Project Number:	<u>511801</u>
Department:	<u>UT-Water</u>	Project Manager:	<u>Mike Moschenik</u>
Service Life:	<u>25 years</u>	Project Status:	<u>Existing</u>
Year Project Began:	<u>1899</u>		

Is this project associated with a Master Plan? No

Project Description

The project scope includes installing the pump, motor, discharge piping, electrical panels, and controls for two new production wells in FY 2023. In FY23, the two new production wells will be drilled. The location of the wells are yet to be determined; however, the City has the option of six possible locations. Costs include construction of new pumps, motors, discharge piping, electrical panels and controls that will be constructed for each. The added well capacity created through this project will increase the reliability of the water supply system. The City already operates production wells to supply raw water to the water treatment plant for treatment so no net operating impact is anticipated. Project has been deferred while parcel dedication coincided with Dunedin Commons Platting. In FY 25, 26 and 27 cleaning and rehabilitative activities will be performed on Wells 83, 85, 87, 88, 90 and 91.

Project Justification

The City continues to add new production wells to supply raw water to the Water Treatment Plant (WTP). Many of the existing production wells have pumps, motors, transmission piping, electrical panels and controls that have deteriorated due to age and are no longer functional. Management of the underground water supply (the City's only source of water for drinking) requires that pumping be limited to a rate that can be supported by the underground aquifer.

If there has been a change from prior year please explain:

Programmed amounts were increased by 20% to reflect increases in construction costs observed. Well cleanings will be performed as part of this CIP. Funding has been pushed out to begin in FY2025

Expenditure Plan	2024	2025	2026	2027	2028	2029	TOTAL
Project Costs	\$ -	\$ 930,000	\$ 930,000	\$ 500,000	\$ 500,000	\$ -	\$ 2,860,000

Funding Plan	2024	2025	2026	2027	2028	2029	TOTAL
Water/WW Fund	\$ -	\$ 930,000	\$ 930,000	\$ 500,000	\$ 500,000	\$ -	\$ 2,860,000
Total	\$ -	\$ 930,000	\$ 930,000	\$ 500,000	\$ 500,000	\$ -	\$ 2,860,000

Annual Operations & Maintenance Costs (if any)

	2024	2025	2026	2027	2028	2029	TOTAL
Water/WW Fund	\$ -	\$ -	\$ -	\$ -	\$ -	\$ -	\$ -

Cost Assumptions

Total Estimated Cost of Project: \$3,720,000 **Date of Cost Estimate:** 3/3/2021

Scope of Estimate:

Based on current cost with CPI escalators in future years. 3.3.2021.
Costs will be updated as work commences and the effect of well cleanings on overall budget is assessed

FY 2024 CAPITAL IMPROVEMENT PROJECT REQUEST FORM

WATER / WASTEWATER FUND

Project Name: Water Treatment Plant Standby / Emergency Generator Replacement

Epic! Goal

4. Be the statewide model for environmental sustainability stewardship.

At A Glance

Project Type:	<u>Replacement</u>	Project Number:	<u>TBD</u>
Department:	<u>UT-Water</u>	Project Manager:	<u>Patricio Tovar / Andy Shaffer</u>
Service Life:	<u>30 years</u>	Project Status:	<u>Existing</u>
Year Project Began:	<u></u>		
Is this project associated with a Master Plan? <u>No</u>			

Project Description

Replacement of the existing, original equipment, Standby Generator at the Water Treatment plant. The installation of an additional feeder from a different electric substation is also included.

Project Justification

The existing generator has been in use since the plant began operation in 1992. An emergency or standby plant generator is required per 62-555, F.A.C.

If there has been a change from prior year please explain:

The installation of an additional feeder from a different electric substation was added to this project.

Expenditure Plan	2024	2025	2026	2027	2028	2029	TOTAL
Project Costs	\$ -	\$ -	\$ 750,000	\$ -	\$ -	\$ -	\$ 750,000

Funding Plan	2024	2025	2026	2027	2028	2029	TOTAL
Water/WW Fund	\$ -	\$ -	\$ 750,000	\$ -	\$ -	\$ -	\$ 750,000
Total	\$ -	\$ -	\$ 750,000	\$ -	\$ -	\$ -	\$ 750,000

Annual Operations & Maintenance Costs (if any)

	2024	2025	2026	2027	2028	2029	TOTAL
Water/WW Fund	\$ -	\$ -	\$ -	\$ -	\$ -	\$ -	\$ -

Cost Assumptions

Total Estimated Cost of Project: \$750,000 **Date of Cost Estimate:** February 2020

Scope of Estimate:

Generator replacement to include generator and all materials and labor costs.
 Estimate will be updated when the project gets closer
 Staff evaluating potential project alternatives for cost effectiveness and reliability

FY 2024 CAPITAL IMPROVEMENT PROJECT REQUEST FORM

WATER / WASTEWATER FUND

Project Name: Willow Wood Village Water Main Replacement

Epic! Goal

4. Be the statewide model for environmental sustainability stewardship.

At A Glance

Project Type:	<u>Replacement</u>	Project Number:	<u>TBD</u>
Department:	<u>UT-Water</u>	Project Manager:	<u>Dan Chislock / Engineering</u>
Service Life:	<u>25 years</u>	Project Status:	<u>Existing</u>
Year Project Began:	<u></u>		
Is this project associated with a Master Plan? <u>No</u>			

Project Description

This project will replace the cast iron pipe with approximately 600 feet of 6" and 4" PVC pipe; this project will be designed in house and bid out to a construction contractor and no operating impacts are expected.

Project Justification

The existing 2" and 4" water mains on Somerset Circle North and South are constructed of universal cast iron, which is old and brittle and is subject to breaking. Replacement will increase the reliability of the line and help avoid future main breaks.

If there has been a change from prior year please explain:

Expenditure Plan	2024	2025	2026	2027	2028	2029	TOTAL
Project Costs	\$ -	\$ 500,000	\$ -	\$ -	\$ -	\$ -	\$ 500,000

Funding Plan	2024	2025	2026	2027	2028	2029	TOTAL
Water/WW Fund	\$ -	\$ 500,000	\$ -	\$ -	\$ -	\$ -	\$ 500,000
Total	\$ -	\$ 500,000	\$ -	\$ -	\$ -	\$ -	\$ 500,000

Annual Operations & Maintenance Costs (if any)	2024	2025	2026	2027	2028	2029	TOTAL
Water/WW Fund	\$ -	\$ -	\$ -	\$ -	\$ -	\$ -	\$ -

Cost Assumptions

Total Estimated Cost of Project: \$500,000 **Date of Cost Estimate:** 2/19/2020

Scope of Estimate:

Estimate includes the installation of a new potable water line in the right of way, abandonment of the old line, survey, and all restoration costs required to complete the project.

FY 2024 CAPITAL IMPROVEMENT PROJECT REQUEST FORM

STORMWATER FUND

Project Name: Brady Box Culvert

Epic! Goal

3. Promote Dunedin as The Premier Coastal Community, protecting and improving our natural resources for the enjoyment of all.

At A Glance

Project Type: <u>Improvement</u>	Project Number: <u>531902</u>
Department: <u>PW-Stormwater</u>	Project Manager: <u>Sue Bartlett</u>
Service Life: <u>40 years</u>	Project Status: <u>Existing</u>
Year Project Began: _____	
Is this project associated with a Master Plan? <u>No</u>	

Project Description

The project will replace the existing road section and structure, which consists of pipes and headwalls that convey water under Brady Drive within Jerry Branch Creek. This crossing provides the only access to several properties to the east on Brady Dr. The stability of this crossing is important as the road is overtopped, beginning at the 2.33 year flood event. The project will replace the pipes and headwalls, add creek armoring downstream and slightly widen the pavement over the structure. It will not increase the level of service (LOS) (elevate the road) because of the costs and inability to get easements from adjoining private properties. The project will also make improvements to Brady Drive east of the structure to provide emergency access during times when the road is overtopped. That emergency access would be to Indian Creek Ct., A Preliminary Engineering Report (PER) was completed in FY20 to determine LOS benefits and associated costs. At the 30% plan development stage, the consultant provided plans and cost estimates. The plans required easements from private property owners to elevate the road and construct the headwalls. The property owners did not want to grant easements and the cost of modifying the design to fit within the existing ROW was not deemed cost beneficial. Therefore the structure will be replaced in-kind and the emergency access improved. The project design is expected to be complete in FY23 along with start of construction.

Project Justification

This project will replace the aging pipes and headwalls of the conveyance structure over Jerry Branch, improve the emergency access for properties east of the structure and armor the creek immediately downstream to address ongoing bank erosion.

If there has been a change from prior year please explain:

The elevation and widening of the road was deleted from the original scope based on the above explanation. The project will go forward with replacing the structure in-kind and adding improvements to the emergency access. Carryforward any unused funds in FY22 to FY23. Add \$65,000 to FY23 budget for increased project costs.

Expenditure Plan	2024	2025	2026	2027	2028	2029	TOTAL
Project Costs	\$ -	\$ -	\$ -	\$ -	\$ -	\$ -	\$ -

Funding Plan	2024	2025	2026	2027	2028	2029	TOTAL
Prior Year Carryforward	\$ -	\$ -	\$ -	\$ -	\$ -	\$ -	\$ -
Total	\$ -	\$ -	\$ -	\$ -	\$ -	\$ -	\$ -

Annual Operations & Maintenance Costs (if any)	2024	2025	2026	2027	2028	2029	TOTAL
Stormwater Fund	\$ -	\$ -	\$ -	\$ -	\$ -	\$ -	\$ -

Cost Assumptions

Total Estimated Cost of Project: \$745,000 **Date of Cost Estimate:** 3/8/2023

Scope of Estimate:

Estimate based on Consultant's Estimate of Probable Cost. Additional monies added due to increases in materials and construction costs.

FY 2024 CAPITAL IMPROVEMENT PROJECT REQUEST FORM

STORMWATER FUND

Project Name: Brick Streets Program

Epic! Goal

2. Create a visual sense of place.

At A Glance

Project Type: Replacement

Project Number: 632301

Department: PW-Streets

Project Manager: Mary Sheets

Service Life: 50 years

Project Status: Existing

Year Project Began: _____

Is this project associated with a Master Plan? No

Project Description

The City has an established Pavement Asset Management Software Program for the systematic analysis of roadway paving projects throughout the City, from minor rehabilitation to reconstruction. In FY 2016, a consultant evaluated all the roadways throughout the City, including brick streets. The entire network of City roadways was organized in a database for program planning. The model provides data driven direction to staff as to the planning of roadway preservation and reconstruction projects throughout the City. The level of reconstruction / rehabilitation of the brick streets is based on a study performed by one of the City's consultants. Compliance with ADA will be incorporated into the project plans as required. These typically include replacement of sidewalk ramps, gutters and crosswalks.

Project Justification

Brick streets were reviewed and discussed by staff and City Commission. Brick streets are considered an asset by the City which have historical value. In addition, the life cycle of brick streets, when compared to asphalt equivalents, is considered to have an approximate equivalent cost. This makes brick streets appropriate in certain applications and preservation was a directive from the Commission.

If there has been a change from prior year please explain:

Reduced funding by \$151,000 in FY2025 to FY2028

<i>Expenditure Plan</i>	<i>2024</i>	<i>2025</i>	<i>2026</i>	<i>2027</i>	<i>2028</i>	<i>2029</i>	<i>TOTAL</i>
Project Costs	\$ 352,000	\$ 201,000	\$ 201,000	\$ 201,000	\$ 201,000	\$ -	\$ 1,156,000

<i>Funding Plan</i>	<i>2024</i>	<i>2025</i>	<i>2026</i>	<i>2027</i>	<i>2028</i>	<i>2029</i>	<i>TOTAL</i>
Penny Fund	\$ 302,000	\$ 151,000	\$ 151,000	\$ 151,000	\$ 151,000	\$ -	\$ 906,000
Stormwater Fund	\$ 50,000	\$ 50,000	\$ 50,000	\$ 50,000	\$ 50,000	\$ -	\$ 250,000
Total	\$ 352,000	\$ 201,000	\$ 201,000	\$ 201,000	\$ 201,000	\$ -	\$ 1,156,000

Annual Operations & Maintenance Costs (if any)

	<i>2024</i>	<i>2025</i>	<i>2026</i>	<i>2027</i>	<i>2028</i>	<i>2029</i>	<i>TOTAL</i>
CGT Fund	\$ -	\$ -	\$ -	\$ -	\$ -	\$ -	\$ -

Cost Assumptions

Total Estimated Cost of Project: \$2,060,000

Date of Cost Estimate: 3/8/2023

Scope of Estimate:

Scope includes restoration of brick streets based on deterioration level of roadway. Concrete and gutter work to come from stormwater fund.

FY 2024 CAPITAL IMPROVEMENT PROJECT REQUEST FORM

STORMWATER FUND

Project Name: Buena Vista Drive Drainage Improvements

Epic! Goal

3. Promote Dunedin as The Premier Coastal Community, protecting and improving our natural resources for the enjoyment of all.

At A Glance

Project Type:	<u>Improvement</u>	Project Number:	<u>532103</u>
Department:	<u>PW-Stormwater</u>	Project Manager:	<u>Mary Sheets</u>
Service Life:	<u>40 years</u>	Project Status:	<u>Existing</u>
Year Project Began:	<u></u>		
Is this project associated with a Master Plan?	<u>Yes - Stormwater Master Plan</u>		

Project Description

The City approved the Stormwater Master Plan in FY20. In addition to generating floodplains and the simulation model, the Plan identified and evaluated eight (8) Best Management Projects (BMPs) for their benefits in the areas of flood protection, water quality and natural systems improvements. These BMPs were ranked based on the total estimated cost divided by the total benefit score (sum of flooding, water quality and natural system scores). The Buena Vista Drive Drainage Improvement project was the #1 ranked project. The project seeks to reduce flooding in the area generally encompassed by S. Buena Vista Dr. and N. Buena Vista Dr. west of, and including Santa Barbara Dr. This area receives runoff from approximately 15 acres. Streets flood below the target 10 year flood Level of Service (LOS) and residential structures are in the 100 yr. floodplain.

Project Justification

The project proposes to install new drainage pipe and upsize existing outfall pipes along Buena Vista Dr., including adding backflow devices. The project benefits are lowering the 100 yr. floodplain about 0.3 foot which will remove eight structures from the floodplain and lowers the 10 yr. floodplain below the streets, thus meeting the street LOS.

If there has been a change from prior year please explain:

Project carried forward to FY23. Design to be completed in FY22 and bid for construction in FY23.

Expenditure Plan	2024	2025	2026	2027	2028	2029	TOTAL
Project Costs	\$ -	\$ -	\$ -	\$ -	\$ -	\$ -	\$ -

Funding Plan	2024	2025	2026	2027	2028	2029	TOTAL
Prior Year Carryforward	\$ -	\$ -	\$ -	\$ -	\$ -	\$ -	\$ -
Total	\$ -	\$ -	\$ -	\$ -	\$ -	\$ -	\$ -

Annual Operations & Maintenance Costs (if any)	2024	2025	2026	2027	2028	2029	TOTAL
Stormwater Fund	\$ -	\$ -	\$ -	\$ -	\$ -	\$ -	\$ -

Cost Assumptions

Total Estimated Cost of Project: \$360,000 **Date of Cost Estimate:** 2/22/2021

Scope of Estimate:

Design started in FY22 at an estimated cost of 15% of the total project. Construction is expected to begin in FY22. Additional monies added due to increases in materials and construction costs.

FY 2024 CAPITAL IMPROVEMENT PROJECT REQUEST FORM

STORMWATER FUND

Project Name: Citywide Exterior Facilities Painting

Epic! Goal

2. Create a visual sense of place.

At A Glance

Project Type:	<u>Repair & Maintenance</u>	Project Number:	<u>641803</u>
Department:	<u>PW-Facilities</u>	Project Manager:	<u>Sue Bartlett</u>
Service Life:	<u>12 years</u>	Project Status:	<u>Existing</u>
Year Project Began:	<u></u>		

Is this project associated with a Master Plan? No

Project Description

Peeling paint and discoloration on public facilities takes away from the aesthetics of the neighborhood and can lead to costly repairs in the future. City buildings have been scheduled for pressure washing and/or sand blasting, repair of cracks or defects, and sealing prior to painting.

Project Justification

The paint/sealant serves as a protective barrier to keep moisture from intruding into the stucco and block work, which in return will cause damage to progress into the interior of the building. Regularly scheduled painting will prolong the life and integrity of City buildings.

If there has been a change from prior year please explain:

Fire Station 60 will be added to FY22. FY24 will provide a projection on FY25 and forward projects.

<i>Expenditure Plan</i>	2024	2025	2026	2027	2028	2029	TOTAL
Project Costs							
<i>Public Services</i>	\$ 40,000	\$ -	\$ -	\$ -	\$ -	\$ -	\$ 40,000
Total	\$ 40,000	\$ -	\$ -	\$ -	\$ -	\$ -	\$ 40,000

<i>Funding Plan</i>	2024	2025	2026	2027	2028	2029	TOTAL
Stormwater Fund	\$ 40,000	\$ -	\$ -	\$ -	\$ -	\$ -	\$ 40,000
Total	\$ 40,000	\$ -	\$ -	\$ -	\$ -	\$ -	\$ 40,000

<i>Annual Operations & Maintenance Costs (if any)</i>							
	2024	2025	2026	2027	2028	2029	TOTAL
General Fund	\$ -	\$ -	\$ -	\$ -	\$ -	\$ -	\$ -

Cost Assumptions

Total Estimated Cost of Project: \$40,000 **Date of Cost Estimate:** 3/1/2022

Scope of Estimate:

FY 2024 CAPITAL IMPROVEMENT PROJECT REQUEST FORM

STORMWATER FUND

Project Name: Gabion Repair & Replacement Program

Epic! Goal

3. Promote Dunedin as The Premier Coastal Community, protecting and improving our natural resources for the enjoyment of all.

At A Glance

Project Type:	<u>Repair & Maintenance</u>	Project Number:	<u>531701</u>
Department:	<u>PW-Stormwater</u>	Project Manager:	<u>Sue Bartlett / Mary Sheets</u>
Service Life:	<u>10-35 years</u>	Project Status:	<u>Existing</u>
Year Project Began:	<u></u>		
Is this project associated with a Master Plan?	<u>Yes - Stormwater Master Plan</u>		

Project Description

The City's existing Stormwater canal system throughout the heart of many neighborhoods, consisting of Gabion Wired Baskets, are coming to the end of their useful life (+30 yrs); as is apparent due to the increasing instances of emergency repairs and replacement costs being incurred. Similar to the deterioration of aging corrugated metal pipe (CMP), these wire baskets containing existing stone are starting to break or fall apart. Failing baskets create two problems: (1) the eroded soil and rocks fill the drainage canal, creating a drainage problem for facilities upstream; and: (2) as the side bank erodes, the soil loss and rock migrates downstream.

Project Justification

The recently completed Master Drainage Plan, provides the City with 50 year, 100 year, and 500 year storm elevations along our open drainage canals. Engineering and Public Services staff have identified some of the areas within the drainage system that are requiring repairs commencing in FY22.

If there has been a change from prior year please explain:

The City has selected a consultant from its approved GEC list to provide engineering services. The consultant provided a comprehensive assessment of the gabion system through structural inspections to access conditions, provide cost estimates for repairs with the intent to provide a multi year prioritized construction/repair plan based on need. The section of Gabion from Pinehurst Dr. west to Hamock Park has been identified as the first segment to be addressed.

Expenditure Plan	2024	2025	2026	2027	2028	2029	TOTAL
Project Costs	\$ 250,000	\$ 250,000	\$ 250,000	\$ 250,000	\$ 320,000	\$ -	\$ 1,320,000

Funding Plan	2024	2025	2026	2027	2028	2029	TOTAL
Stormwater Fund	\$ 250,000	\$ 250,000	\$ 250,000	\$ 250,000	\$ 320,000	\$ -	\$ 1,320,000
Total	\$ 250,000	\$ 250,000	\$ 250,000	\$ 250,000	\$ 320,000	\$ -	\$ 1,320,000

Annual Operations & Maintenance Costs (if any)

	2024	2025	2026	2027	2028	2029	TOTAL
Stormwater Fund	\$ -	\$ -	\$ -	\$ -	\$ -	\$ -	\$ -

Cost Assumptions

Total Estimated Cost of Project: \$2,500,000 **Date of Cost Estimate:** 3/14/2023

Scope of Estimate:

Estimate based on Consultant's Estimate of Probable Cost. Costs increased based on estimate of required work as proposed by the City's consultant.

FY 2024 CAPITAL IMPROVEMENT PROJECT REQUEST FORM

STORMWATER FUND

Project Name: North Douglas Inline Storm Check Valve

Epic! Goal

3. Promote Dunedin as The Premier Coastal Community, protecting and improving our natural resources for the enjoyment of all.

At A Glance

Project Type:	<u>Infrastructure</u>	Project Number:	<u></u>
Department:	<u>PW-Stormwater</u>	Project Manager:	<u>Sue Bartlett</u>
Service Life:	<u>50 Years</u>	Project Status:	<u>New</u>
Year Project Began:	<u>2024</u>		

Is this project associated with a Master Plan? Yes - Stormwater Master Plan

Project Description

This would be the installation of a Inline Check Valve into the existing 60" reinforced concrete stormdrain pipe (RCP) that exists on North Douglas Avenue and drains into North Douglas Pond. Currently during tidal events and tidal surges flows from the pond backup into North Douglas Avenue flooding the roadway making the roadway impassable. Inserting the 60" WASTOP Inline Check Valve will help prevent tidal surges from backing into the 60" RCP. The purchase of the 60" WASTOP Inline Checkline Valve is quoted at \$96,500.00. The engineering, design and construction of the project is estimated to be \$1,403,500. This would be a total project cost of \$1,500,000.00

Project Justification

As described above the sole purpose is to alleviate neighborhood flooding as out lined in our goals in the updated Master Drainage Plan. In FY23 we completed the replacement of the North Douglas Pond Weir to assist with floatable debris and minor tidal events. This project will significantly reduce surges within the 60" RCP that impact current street flooding. It needs to be noted that severe tropical and hurricane storm events may and will bring storm surges that will bring coastal flooding.

If there has been a change from prior year please explain:

Moved \$1.5M funding from FY24 to FY26

Expenditure Plan	2024	2025	2026	2027	2028	2029	TOTAL
Project Costs	\$ -	\$ -	\$ 1,500,000	\$ -	\$ -	\$ -	\$ 1,500,000

Funding Plan	2024	2025	2026	2027	2028	2029	TOTAL
Stormwater Fund	\$ -	\$ -	\$ 1,500,000	\$ -	\$ -	\$ -	\$ 1,500,000
Total	\$ -	\$ -	\$ 1,500,000	\$ -	\$ -	\$ -	\$ 1,500,000

Annual Operations & Maintenance Costs (if any)

	2024	2025	2026	2027	2028	2029	TOTAL
Stormwater Fund	\$ 1,000	\$ 1,000	\$ 1,000	\$ 1,100	\$ 1,100	\$ 1,100	\$ 6,300

Cost Assumptions

Total Estimated Cost of Project: \$1,500,000 **Date of Cost Estimate:** 5/15/2023

Scope of Estimate:

FY 2024 CAPITAL IMPROVEMENT PROJECT REQUEST FORM

STORMWATER FUND

Project Name: North Douglas Pond Weir

Epic! Goal

3. Promote Dunedin as The Premier Coastal Community, protecting and improving our natural resources for the enjoyment of all.

At A Glance

Project Type:	<u>Replacement</u>	Project Number:	<u>532105</u>
Department:	<u>PW-Stormwater</u>	Project Manager:	<u>Sue Bartlett</u>
Service Life:	<u>30 years</u>	Project Status:	<u>Existing</u>
Year Project Began:	<u>2023</u>		
Is this project associated with a Master Plan?	<u>No</u>		

Project Description

Replacement of the original designed North Douglas Pond Weir that was constructed in August of 1994.

Project Justification

Stormwater runoff from over 40 acres of residential property is routed to North Douglas Pond northwest of the intersection of Douglas Avenue and Buena Vista Drive. Due to age, deterioration, and maintenance concerns, the City will be replacing the weir control sections of the pond with a more durable composite material. The pond has two control sections - one on each of the east and west edges of the pond.

If there has been a change from prior year please explain:

Expenditure Plan	2024	2025	2026	2027	2028	2029	TOTAL
Project Costs	\$ -	\$ -	\$ -	\$ -	\$ -	\$ -	\$ -

Funding Plan	2024	2025	2026	2027	2028	2029	TOTAL
Prior Year Carryforward	\$ -	\$ -	\$ -	\$ -	\$ -	\$ -	\$ -
Total	\$ -	\$ -	\$ -	\$ -	\$ -	\$ -	\$ -

Annual Operations & Maintenance Costs (if any)							
	2024	2025	2026	2027	2028	2029	TOTAL
Fund Name	\$ -	\$ -	\$ -	\$ -	\$ -	\$ -	\$ -

Cost Assumptions

Total Estimated Cost of Project: \$400,000 **Date of Cost Estimate:** 8/1/2022

Scope of Estimate:

Previous rejected bid submittal.

FY 2024 CAPITAL IMPROVEMENT PROJECT REQUEST FORM

STORMWATER FUND

Project Name: Pavement Management Program

Epic! Goal

2. Create a visual sense of place.

At A Glance

Project Type: Replacement **Project Number:** 631801
Department: PW-Streets **Project Manager:** Mary Sheets
Service Life: 15 years **Project Status:** Existing
Year Project Began: _____
Is this project associated with a Master Plan? No

Project Description

The City has an established Pavement Asset Management Software Program for the systematic analysis of roadway paving projects throughout the City, from rehabilitation to reconstruction. In FY 2016, a consultant evaluated all the roadways throughout the City. The entire network of City roadways was organized in a database for program planning. The model provides data driven direction to staff as to the planning of roadway preservation and reconstruction projects throughout the City. The model considers various pavement treatment options and available funding in order to maximize cost efficiency for the development of annual paving contracts. Compliance with ADA will be incorporated into the project plans as required. These typically include replacement of sidewalk ramps, gutters and crosswalks. No operating impacts are anticipated from this project.

Project Justification

Road resurfacing and maintenance projects are developed utilizing the City's Pavement Asset Management Software Program to achieve the desired level of service. The maintenance and repair of the City's brick roads have previously been included in this program. Going into FY23, a new CIP for Brick Street Repairs has been submitted for Commission approval.

If there has been a change from prior year please explain:

Cost share starting in FY24 has been updated based on estimated fund availability. On average, based on history, approximately 2/3 of funding comes from the Penny, with 1/3 from the County Gas Tax Fund. Additional funds added from stormwater to cover costs for underdrain and curb & gutter as needed for the pavement management program

Expenditure Plan	2024	2025	2026	2027	2028	2029	TOTAL
Project Costs	\$ 1,200,000	\$ 1,200,000	\$ 1,200,000	\$ 1,200,000	\$ 1,200,000	\$ 1,200,000	\$ 7,200,000

Funding Plan	2024	2025	2026	2027	2028	2029	TOTAL
CGT Fund	\$ 290,000	\$ 270,000	\$ 270,000	\$ 270,000	\$ 270,000	\$ 270,000	\$ 1,640,000
Penny Fund	\$ 710,000	\$ 730,000	\$ 730,000	\$ 730,000	\$ 730,000	\$ 730,000	\$ 4,360,000
Stormwater Fund	\$ 200,000	\$ 200,000	\$ 200,000	\$ 200,000	\$ 200,000	\$ 200,000	\$ 1,200,000
Total	\$ 1,200,000	\$ 1,200,000	\$ 1,200,000	\$ 1,200,000	\$ 1,200,000	\$ 1,200,000	\$ 7,200,000

Annual Operations & Maintenance Costs (if any)

	2024	2025	2026	2027	2028	2029	TOTAL
CGT Fund	\$ -	\$ -	\$ -	\$ -	\$ -	\$ -	\$ -

Cost Assumptions

Total Estimated Cost of Project: \$1,200,000 per year **Date of Cost Estimate:** 3/8/2023

Scope of Estimate:

FY 2024 CAPITAL IMPROVEMENT PROJECT REQUEST FORM

STORMWATER FUND

Project Name: Ranchwood Drive S & Hitching Post Lane Water Main Replacement

Epic! Goal

4. Be the statewide model for environmental sustainability stewardship.

At A Glance

Project Type:	<u>Replacement</u>	Project Number:	<u>512101</u>
Department:	<u>UT-Water</u>	Project Manager:	<u>Dan Chislock / Engineering</u>
Service Life:	<u>25 years</u>	Project Status:	<u>Existing</u>
Year Project Began:	<u> </u>		

Is this project associated with a Master Plan? No

Project Description

This project will replace the cast iron pipe it with approximately 1600 feet of 6" PVC pipe. The installation of approximately 2100 lineal feet of new underdrain on Ranchwood, Hitching and Country Lane will be included in this project. This project will be designed in house and bid out to a construction contractor and no operating impacts are expected.

Project Justification

The existing 4" water mains on Ranchwood Drive South and Hitching Post Lane are constructed of universal cast iron, which is old and brittle and is subject to breaking.

If there has been a change from prior year please explain:

The installation of a new underdrain on Ranchwood, Hitching and Country Lane has been added to this project.

<i>Expenditure Plan</i>	<i>2024</i>	<i>2025</i>	<i>2026</i>	<i>2027</i>	<i>2028</i>	<i>2029</i>	<i>TOTAL</i>
Project Costs	\$ -	\$ 675,000	\$ -	\$ -	\$ -	\$ -	\$ 675,000

<i>Funding Plan</i>	<i>2024</i>	<i>2025</i>	<i>2026</i>	<i>2027</i>	<i>2028</i>	<i>2029</i>	<i>TOTAL</i>
Water/WW Fund	\$ -	\$ 325,000	\$ -	\$ -	\$ -	\$ -	\$ 325,000
Stormwater Fund	\$ -	\$ 350,000	\$ -	\$ -	\$ -	\$ -	\$ 350,000
Total	\$ -	\$ 675,000	\$ -	\$ -	\$ -	\$ -	\$ 675,000

<i>Annual Operations & Maintenance Costs (if any)</i>	<i>2024</i>	<i>2025</i>	<i>2026</i>	<i>2027</i>	<i>2028</i>	<i>2029</i>	<i>TOTAL</i>
Water/WW Fund	\$ -	\$ -	\$ -	\$ -	\$ -	\$ -	\$ -

Cost Assumptions

Total Estimated Cost of Project: \$675,000 **Date of Cost Estimate:** 3/2/2022

Scope of Estimate:

Estimate includes the installation of a new potable water line and new underdrain in the right of way, abandonment of the old water line, survey, and all restoration costs required to complete the project.

FY 2024 CAPITAL IMPROVEMENT PROJECT REQUEST FORM

STORMWATER FUND

Project Name: Santa Barbara Drive Drainage Improvements

Epic! Goal

3. Promote Dunedin as The Premier Coastal Community, protecting and improving our natural resources for the enjoyment of all.

At A Glance

Project Type:	<u>Improvement</u>	Project Number:	<u>532102</u>
Department:	<u>PW-Stormwater</u>	Project Manager:	<u>Mary Sheets</u>
Service Life:	<u>40 years</u>	Project Status:	<u>Existing</u>
Year Project Began:	<u> </u>		
Is this project associated with a Master Plan?	<u>Yes - Stormwater Master Plan</u>		

Project Description

The City approved the Stormwater Master Plan in FY20. In addition to generating floodplains and the simulation model, the Plan identified and evaluated eight (8) Best Management Projects (BMPs) for their benefits in the areas of flood protection, water quality and natural systems improvements. These BMPs were ranked based on the total estimated cost divided by the total benefit score (sum of flooding, water quality and natural system scores). The Santa Barbara Drive Drainage Improvement project was the #3 ranked project. The project seeks to reduce street flooding in the project area and remove residential structures from the 100 yr. floodplain. The project will install new pipes, upsize existing pipes and outfalls and install backflow devises. This area receives runoff from approximately 34 acres and the streets do not meet the 10 yr. flood level of Service (LOS).

Project Justification

The project proposes to replace the existing undersized pipes, install new pipes and install backflow devises to lower flood stages. This will result in lower flood stages along Santa Barbara Dr. and adjacent areas by 0.1 foot to 1.26 feet and remove three (3) structures from the 100 yr. floodplain and enough to meet the 10 yr. LOS for all local roads in the project area.

If there has been a change from prior year please explain:

Project carried forward to FY23. Design to be completed in FY23 and bid for construction in FY24.

Expenditure Plan	2024	2025	2026	2027	2028	2029	TOTAL
Project Costs	\$ 1,000,000	\$ -	\$ -	\$ -	\$ -	\$ -	\$ 1,000,000

Funding Plan	2024	2025	2026	2027	2028	2029	TOTAL
Stormwater Fund	\$ 1,000,000	\$ -	\$ -	\$ -	\$ -	\$ -	\$ 1,000,000
Total	\$ 1,000,000	\$ -	\$ -	\$ -	\$ -	\$ -	\$ 1,000,000

Annual Operations & Maintenance Costs (if any)	2024	2025	2026	2027	2028	2029	TOTAL
Stormwater Fund	\$ -	\$ -	\$ -	\$ -	\$ -	\$ -	\$ -

Cost Assumptions

Total Estimated Cost of Project: \$1,200,000 **Date of Cost Estimate:** 3/14/2023

Scope of Estimate:

Design during FY22 and FY23 is at an estimated cost of 15% of the total project. Construction is expected to begin in FY24. Additional monies added due to increases in materials and construction costs.

FY 2024 CAPITAL IMPROVEMENT PROJECT REQUEST FORM

STORMWATER FUND

Project Name: Stormwater Pipe Lining

Epic! Goal

3. Promote Dunedin as The Premier Coastal Community, protecting and improving our natural resources for the enjoyment of all.

At A Glance

Project Type:	<u>Repair & Maintenance</u>	Project Number:	<u>530203</u>
Department:	<u>PW-Stormwater</u>	Project Manager:	<u>Sue Bartlett</u>
Service Life:	<u>20 years</u>	Project Status:	<u>Existing</u>
Year Project Began:	<u> </u>		
Is this project associated with a Master Plan? <u> </u> No			

Project Description

Stormwater pipe relining is part of a continued effort to identify corrugated metal pipe (CMP) or other failing stormwater pipes that are or will be near the end of their expected life. The process of relining pipes began in FY 2000, remaining major pipe relining will be revisited in FY 2025. Pipe relining prioritization is based on annual pipe cleaning & inspections. Relining offers a no dig approach with minimal traffic congestion and disruption to residents.

Project Justification

Pipe lining of the stormwater pipes extends useful life of the pipelines and reduces and/or eliminates further deterioration

If there has been a change from prior year please explain:

Expenditure Plan	2024	2025	2026	2027	2028	2029	TOTAL
Project Costs	\$ 380,000	\$ 300,000	\$ 100,000	\$ 100,000	\$ 100,000	\$ -	\$ 980,000

Funding Plan	2024	2025	2026	2027	2028	2029	TOTAL
Stormwater Fund	\$ 380,000	\$ 300,000	\$ 100,000	\$ 100,000	\$ 100,000	\$ -	\$ 980,000
Total	\$ 380,000	\$ 300,000	\$ 100,000	\$ 100,000	\$ 100,000	\$ -	\$ 980,000

Annual Operations & Maintenance Costs (if any)

	2024	2025	2026	2027	2028	2029	TOTAL
Stormwater Fund	\$ -	\$ -	\$ -	\$ -	\$ -	\$ -	\$ -

Cost Assumptions

Total Estimated Cost of Project: \$1,680,000 **Date of Cost Estimate:** 3/8/2022

Scope of Estimate:

Based on Pinellas County contract

FY 2024 CAPITAL IMPROVEMENT PROJECT REQUEST FORM

MARINA FUND

Project Name: Dock A Repair & Replacement

Epic! Goal

3. Promote Dunedin as The Premier Coastal Community, protecting and improving our natural resources for the enjoyment of all.

At A Glance

Project Type:	<u>Rehabilitation</u>	Project Number:	<u>491501</u>
Department:	<u>Parks & Recreation</u>	Project Manager:	<u>Lanie Sheets / Mary Sheets</u>
Service Life:	<u>15 years</u>	Project Status:	<u>Existing</u>
Year Project Began:	<u></u>		

Is this project associated with a Master Plan? No

Project Description

The Marina's major dock area, Dock A, needs to be replaced. The project is comprised of replacement of the wooden docks and pilings for the main pier (not including finger piers), electrical and potable water services.

Project Justification

The existing dock structure has outlived its useful life.

If there has been a change from prior year please explain:

Project and cost estimate will be contingent on Marina Master Plan and estimate for floating docks.

Expenditure Plan	2024	2025	2026	2027	2028	2029	TOTAL
Project Costs	\$ -	\$ 750,000	\$ -	\$ -	\$ -	\$ -	\$ 750,000

Funding Plan	2024	2025	2026	2027	2028	2029	TOTAL
Marina Fund	\$ -	\$ 750,000	\$ -	\$ -	\$ -	\$ -	\$ 750,000
Total	\$ -	\$ 750,000	\$ -	\$ -	\$ -	\$ -	\$ 750,000

Annual Operations & Maintenance Costs (if any)	2024	2025	2026	2027	2028	2029	TOTAL
Marina Fund	\$ -	\$ -	\$ -	\$ -	\$ -	\$ -	\$ -

Cost Assumptions

Total Estimated Cost of Project: \$750,000 **Date of Cost Estimate:**

Scope of Estimate:

FY 2024 CAPITAL IMPROVEMENT PROJECT REQUEST FORM

MARINA FUND

Project Name: Dock B Repair & Replacement

Epic! Goal

3. Promote Dunedin as The Premier Coastal Community, protecting and improving our natural resources for the enjoyment of all.

At A Glance

Project Type: Rehabilitation

Project Number: _____

Department: Parks & Recreation

Project Manager: Lanie Sheets / Mary Sheets

Service Life: 15 years

Project Status: Existing

Year Project Began: _____

Is this project associated with a Master Plan? No

Project Description

The Marina's major dock area, Dock B, needs to be replaced. The project is comprised of replacement of the wooden docks and pilings for the main pier (not including finger piers), electrical and potable water services.

Project Justification

The existing dock structure has outlived its useful life.

If there has been a change from prior year please explain:

Project and cost estimate will be contingent on Marina Master Plan and estimate for floating docks.

Expenditure Plan	2024	2025	2026	2027	2028	2029	TOTAL
Project Costs	\$ -	\$ -	\$ -	\$ 750,000	\$ -	\$ -	\$ 750,000

Funding Plan	2024	2025	2026	2027	2028	2029	TOTAL
Marina Fund	\$ -	\$ -	\$ -	\$ 750,000	\$ -	\$ -	\$ 750,000
Total	\$ -	\$ -	\$ -	\$ 750,000	\$ -	\$ -	\$ 750,000

Annual Operations & Maintenance Costs (if any)	2024	2025	2026	2027	2028	2029	TOTAL
Marina Fund	\$ -	\$ -	\$ -	\$ -	\$ -	\$ -	\$ -

Cost Assumptions

Total Estimated Cost of Project: \$750,000 **Date of Cost Estimate:** _____

Scope of Estimate:

FY 2024 CAPITAL IMPROVEMENT PROJECT REQUEST FORM

GOLF OPERATIONS FUND

Project Name: Dunedin Golf Club - Maintenance Facility Renovations

Epic! Goal

1. Create a vibrant, cultural experience that touches the lives of our community and visitors.

At A Glance

Project Type:	<u>Repair & Maintenance</u>	Project Number:	<u>New</u>
Department:	<u>Parks & Recreation</u>	Project Manager:	<u>Blair Kline</u>
Service Life:	<u>25 years</u>	Project Status:	<u>New</u>
Year Project Began:	<u>New</u>		
Is this project associated with a Master Plan? <u>No</u>			

Project Description

Structural renovations to the maintenance facilities at the Dunedin Golf Club including storage areas, restrooms, etc.

Project Justification

The current facilities are deteriorating and need repair and updating.

If there has been a change from prior year please explain:

Per meeting with City Manager, this request has been moved from FY 24 to 25.

Expenditure Plan	2024	2025	2026	2027	2028	2029	TOTAL
Project Costs	\$ -	\$ 250,000	\$ -	\$ -	\$ -	\$ -	\$ 250,000

Funding Plan	2024	2025	2026	2027	2028	2029	TOTAL
Golf Operations Fund	\$ -	\$ 250,000	\$ -	\$ -	\$ -	\$ -	\$ 250,000
Total	\$ -	\$ 250,000	\$ -	\$ -	\$ -	\$ -	\$ 250,000

Annual Operations & Maintenance Costs (if any)

Fund Name	2024	2025	2026	2027	2028	2029	TOTAL
Fund Name	\$ -	\$ -	\$ -	\$ -	\$ -	\$ -	\$ -

Cost Assumptions

Total Estimated Cost of Project: \$250,000 **Date of Cost Estimate:** 3/1/2023

Scope of Estimate:

FY 2024 CAPITAL IMPROVEMENT PROJECT REQUEST FORM

GOLF OPERATIONS FUND

Project Name: Dunedin Golf Club Restoration

Epic! Goal

1. Create a vibrant, cultural experience that touches the lives of our community and visitors.

At A Glance

Project Type:	<u>Rehabilitation</u>	Project Number:	<u>422302</u>
Department:	<u>Parks & Recreation</u>	Project Manager:	<u>Blair Kline</u>
Service Life:	<u>30 years</u>	Project Status:	<u>Existing</u>
Year Project Began:	<u>2022</u>		
Is this project associated with a Master Plan? <u>No</u>			

Project Description

Restoration of the Dunedin Golf Course including tees, greens, bunkers, drainage and irrigation

Project Justification

Funding from ARPA, Interfund loan or debt and \$230K from Capital Replacement Fund

If there has been a change from prior year please explain:

Expenditure Plan	2024	2025	2026	2027	2028	2029	TOTAL
Project Costs	\$ 2,500,000	\$ -	\$ -	\$ -	\$ -	\$ -	\$ 2,500,000

Funding Plan	2024	2025	2026	2027	2028	2029	TOTAL
Prior Year Carryforward	\$ 2,000,000	\$ -	\$ -	\$ -	\$ -	\$ -	\$ 2,000,000
Golf Operations Fund	\$ 2,500,000	\$ -	\$ -	\$ -	\$ -	\$ -	\$ 2,500,000
Total	\$ 4,500,000	\$ -	\$ -	\$ -	\$ -	\$ -	\$ 4,500,000

Annual Operations & Maintenance Costs (if any)	2024	2025	2026	2027	2028	2029	TOTAL
Golf Operations Fund	\$ -	\$ -	\$ -	\$ -	\$ -	\$ -	\$ -

Cost Assumptions

Total Estimated Cost of Project: \$4,500,000 **Date of Cost Estimate:** 3/23/2023

Scope of Estimate:

\$2,000,000 - ARPA FY23 Carryforward
 \$2,270,000 - Interfund Loan or debt
 \$230,000 - Capital Replacement Fund

FY 2024 CAPITAL IMPROVEMENT PROJECT REQUEST FORM

FLEET FUND

Project Name: Fleet Replacements

Epic! Goal

4. Be the statewide model for environmental sustainability stewardship.

At A Glance

Project Type: Equipment
Department: PW-Fleet
Service Life: 7-30 years

Project Number: N/A
Project Manager: Scott Caterson
Project Status: Existing

Year Project Began: _____
Is this project associated with a Master Plan? No

Project Description

The City's fleet consists of over 325 items valued at approximately \$15.5 million. Items range from small trailer mounted equipment to heavy trucks and include passenger vehicles, garbage trucks, heavy construction equipment and fire trucks.

Project Justification

The Fleet Manager projects replacement based on a useful life cycle, which varies by the type asset and ranges from 7-30 years. Significant focus is placed on preventative maintenance and timely repairs which minimizes downtime and maximizes utilization. As the replacement year approaches, assets are evaluated based on condition and hours of use to determine if replacement is cost-effective. This schedule is flexible to ensure that the active fleet is effective in meeting Citywide operational needs.

If there has been a change from prior year please explain:

The replacement of many vehicles has been moved further into the future based on an evaluation of their current condition. Also changed for FY2024 is the expected replacement cost has been revised to account for the increases in new vehicle prices.

Expenditure Plan	2024	2025	2026	2027	2028	2029	TOTAL
Library 4140							
12- Ford Escape /EV Repl.			28,800				28,800
Deputy City Manager 1100							
2- Ford Escape / EV Repl.		27,700					27,700
Fire / Rescue 2220							
103- Fire Engine		810,000					810,000
104- Fire Engine				810,000			810,000
105- 100ft Platform							-
109- John Deere Gator XUG				21,000			21,000
115- 2012 Ford Expedition	52,500						52,500
116- 2014 Ford Expedition		53,200					53,200
117- F150					56,000		56,000
118- F150						57,000	57,000
153- Ford F250 Pick-up		50,000					50,000
155- F150			49,000				49,000
157- Ford Expedition			53,500				53,500
158- Ford F250 Crew-cab			45,000				45,000
169- F150 Rescue (County Funded)				0			-
Parks Maintenance 4647							
603- Ford F250 Crew Cab PU			30,300				30,300
604- 2017 Toro Multi Pro		39,000					39,000
629- 2023 Kubota RTV							-
609- 2018 John Deer Mower			16,261				16,261
612- Ford F250 Utility Truck			34,500				34,500
620- Toro Versa Vac	32,000						32,000
627- Ford F250 PU						38,611	38,611
630- Ford F250 Pick Up						30,082	30,082
631- Ford F250 Pick Up						30,082	30,082
634- Hustler Mower 72"				14,953			14,953
637- Hustler Super				14,695			14,695
638- Gravely Mower 72"				13,342			13,342
645- Ford F150 (EV Repl.)						45,000	45,000
646- Ford F150 (EV Repl.)						45,000	45,000
621- Hurricane Blower	12,500						12,500
628- Kubota RTV 900		17,500					17,500
640- Wright Stand-up	7,474						7,474
643- 2019 Kubota RTVX900					15,500		15,500

FLEET FUND CONTINUED

Expenditure Plan	2024	2025	2026	2027	2028	2029	TOTAL
644- 2019 Kubota RTVX900					15,500		15,500
650- Ford F150 (EV Repl.)					45,000		45,000
651- Ford F150 (EV Repl.)		42,400					42,400
652- Ford F150 (EV Repl.)		42,400					42,400
653- Ford F150 (EV Repl.)		42,400					42,400
656- Toro Deck Mower		81,000					81,000
659- Gravely Mower 60"					13,129		13,129
670- John Deere Tractor		28,700					28,700
676- Ford F150 (EV Repl.)	42,400						42,400
681- Trail King Trailer	10,500						10,500
684- Toro 5040 Sand Pro					13,500		13,500
688- Showmobile			180,000				180,000
Recreation 4250s							
14- 2018 Ford Trans Connect						28,500	28,500
693- Ford T350 Transit 15 Psngr				49,300			49,300
694- Ford T350 Transit 15 Psngr						39,000	39,000
695- Ford T350 Transit 15 Psngr						39,000	39,000
696- Ford T350 Transit 15 Psngr						39,000	39,000
Community Development 1701-02							
814- Ford Escape / EV Repl.			28,000				28,000
815- Ford Escape / EV Repl.			28,000				28,000
816- Nissan Frontier/EV Repl.		27,300					27,300
817- Nissan Frontier/EV Repl.		27,300					27,300
818- Nissan Frontier/EV Repl.		27,300					27,300
820- 2019 Nissan Frontier					32,000		32,000
Utilities-Engineering 5035							
1100- Ford Escape / EV Repl.					32,000		32,000
1115- 2013 Ford Escape	28,000						28,000
1116- Ford Escape / EV Repl.			30,000				30,000
1118- 2015 Ford F150 Pick-up				31,000			31,000
1119- Ford Escape / EV Repl.					32,000		32,000
1120- 2018 Nissan Leaf					32,000		32,000
Public Works-Stormwater 5300							
228- Trail King HD Trailer			11,400				11,400
223- 2002 CPW Trash Hog				30,000			30,000
239- John Deere/Alamo			85,300				85,300
240- Ford F250 Crew-csb				30,300			30,300
241- Ford F250 Utility				34,500			34,500
243- Caterpillar 277D				60,600			60,600
248- John Deere Mower		16,000					16,000
250- Freightliner/Elgin		330,000					330,000
253- Argus Dirt Screener			59,300				59,300
259- 2020 Kenworth Vactor						570,000	570,000
Utilities-Admin 5101							
500- 2016 Ford Escape			28,400		31,000		59,400
Utilities-Water 5165-56							
301- Escape /EV Repl.			28,400				28,400
307- Ford F250 Utility		35,800					35,800
321- Cat Track Loader						60,300	60,300
344- Ford F450 Utility			47,900				47,900
357- Trail King HD Trailer				9,200			9,200
358- Ford F150	38,000						38,000
359- Ford F150 Pick-up	38,000						38,000
365- 2015 Ford F150				29,000			29,000
366- 2015 Ford F150				29,000			29,000
367- 2016 F350 Utility				38,000			38,000
378- Mini Excavator	61,000						61,000
379- HD Trailer	7,300						7,300
Utilities-Waste Water 5265-66							
517- Ford F350 Utility					60,000		60,000
541- Club Car Scooter	15,000						15,000
562- Ford F250 Utility	49,300						49,300
563- Ford F250 Utility			35,800				35,800

FLEET FUND CONTINUED

Expenditure Plan	2024	2025	2026	2027	2028	2029	TOTAL
564- Ford F250 Utility			52,000				52,000
565- Ford F150 EV Repl.				29,000			29,000
566- DP200-QZI Pump	81,000						81,000
567- DP200-QZI Pump	81,000						81,000
568- DP200-QZI Pump	81,000						81,000
569- DP200-QZI Pump	81,000						81,000
570- Ford F250 Utl.					40,200		40,200
574- 2017 Ford F550 12' Dump						75,000	75,000
575- 2017 Ford F550 Harben						60,000	60,000
Public Works-Streets 6300							
708- Freightliner/Terex 60'			238,500				238,500
717- Caterpillar 924 Loader			204,600				204,600
732- Ford Escape /EV Repl.			37,100				37,100
738- Ford F250 Utility			35,500				35,500
739- 2016 Ford F450				63,000			63,000
746- Freightliner 14' Dump	106,000						106,000
747- Freightliner 14' Dump	106,000						106,000
760- Ford F250 Utility	45,000						45,000
762- Message Board	18,000						18,000
763- Message Board	18,000						18,000
768- Freightliner/Petersen			199,600				199,600
770- Ver Mac Message Bd.			14,400				14,400
771- Ver Mac Arrow Bd.			5,900				5,900
772- Ver Mac Arrow Bd.			5,900				5,900
773- Ver Mac Message Bd.			14,300				14,300
776-Ford F450 Crew Utl.					49,600		49,600
Public Works-Facilities 6447							
927- Mobile Generator			87,000				87,000
928- Ford F350 Bucket	77,100						77,100
929- Ford F250 Utility	34,800						34,800
930- Ford F250 Utility	34,800						34,800
933- 2014 Ford Transit Connect			28,000				28,000
Total	1,157,674	1,698,000	1,742,661	1,306,890	467,429	1,156,575	7,529,229
Funding Plan							
	2024	2025	2026	2027	2028	2029	TOTAL
Fleet Fund	\$ 1,157,674	\$ 1,698,000	\$ 1,742,661	\$ 1,306,890	\$ 467,429	\$ 1,156,575	\$ 7,529,229
Prior Year Carryforward	\$ -	\$ -	\$ -	\$ -	\$ -	\$ -	\$ -
Total	\$ 1,157,674	\$ 1,698,000	\$ 1,742,661	\$ 1,306,890	\$ 467,429	\$ 1,156,575	\$ 7,529,229
New Fleet Purchases entering Fleet Replacement Program in 2024 (purchased by other than Fleet)							
	2024	2025	2026	2027	2028	2029	TOTAL
None	-	-	-	-	-	-	-

FY 2024 CAPITAL IMPROVEMENT PROJECT REQUEST FORM

IT SERVICES FUND

Project Name: Citywide Security Camera Recording Systems

Epic! Goal

5. Enhance community relationship strategies that strengthen inclusiveness, respect, transparency and collaborative engagement.

At A Glance

Project Type:	<u>Improvement</u>	Project Number:	<u>152002</u>
Department:	<u>IT Services</u>	Project Manager:	<u>Michael Nagy</u>
Service Life:	<u>7 years</u>	Project Status:	<u>Existing</u>
Year Project Began:	<u>2021</u>		

Is this project associated with a Master Plan? No

Project Description

This project includes the installation and support for new and existing security camera surveillance equipment and recording systems at numerous City facilities that include: Wastewater Plant, Belcher Road Water Tanks, Jerry Lake Tanks, Dunedin Highlander Pool & Sprayground, Dunedin Nature Center Building, and the recycling bins behind the Fleet Services Yard.

Project Justification

The City can assist in the safeguarding of its employees and assets, as well as the public interest with updated security camera recording systems. A security camera recording system can help prevent vandalism, reduce theft/break-ins, provide citizen/employee protection, provide video documentation in legal matters, and provide identification to law enforcement.

Currently the City has security camera recording systems in just a few buildings. This project would be replace select cameras and/or entire systems in the existing locations and provide entirely new camera systems in the other locations. This project would help mitigate the purchase and installation of various systems and standardize one manufacturer's devices.

Once completed, all City facilities will have security camera surveillance equipment and recording devices that will provide a minimum of thirty (30) days of recordings Pursuant to FLORIDA STATUTE 119.12, public record requests requirement.

If there has been a change from prior year please explain:

Due to FY21 renovations at the Hale Sr. Center, that building was removed from the FY21 Phase-1 of the camera installations project and replaced with the Dunedin Golf Cart Barn. The Hale Sr. Center will be moved to Phase-2 that will occur in FY23.

Expenditure Plan	2024	2025	2026	2027	2028	2029	TOTAL
Project Costs	\$ -	\$ 50,000	\$ -	\$ -	\$ -	\$ -	\$ 50,000

Funding Plan	2024	2025	2026	2027	2028	2029	TOTAL
IT Services Fund	\$ -	\$ 50,000	\$ -	\$ -	\$ -	\$ -	\$ 50,000
Total	\$ -	\$ 50,000	\$ -	\$ -	\$ -	\$ -	\$ 50,000

Annual Operations & Maintenance Costs (if any)	2024	2025	2026	2027	2028	2029	TOTAL
IT Services Fund	\$ -	\$ -	\$ -	\$ -	\$ -	\$ -	\$ -

Cost Assumptions

Total Estimated Cost of Project: \$175,000 **Date of Cost Estimate:** 3/3/2023

Scope of Estimate:

FY 2024 CAPITAL IMPROVEMENT PROJECT REQUEST FORM

IT SERVICES FUND

Project Name: ERP Phases 5 & 6 Hardware Devices

Epic! Goal

5. Enhance community relationship strategies that strengthen inclusiveness, respect, transparency and collaborative engagement.

At A Glance

Project Type:	<u>Equipment</u>	Project Number:	<u>152006</u>
Department:	<u>IT Services</u>	Project Manager:	<u>Michael Nagy</u>
Service Life:	<u>5 years</u>	Project Status:	<u>Existing</u>
Year Project Began:	<u>2020</u>		
Is this project associated with a Master Plan? <u>No</u>			

Project Description

Purchase mobile computing devices, desktop scanners and printers for use with the Tyler ERP solution Phases 5 and 6.

Project Justification

The City has installed Phases 1 thru 4 of the Tyler ERP solution as its core financial, purchasing, payroll, permitting and building code system. The City is currently implementing Phases 5 & 6 of the Tyler ERP solution that includes work orders, asset management, fleet management, facilities management and a utility billing system. Phases 5 and 6 will integrate with the Citizen Self-Service online portal that was implemented in Phase 3 in the EnerGov module. Both ERP Phases 5 and 6 require the use of desktop scanners, high-speed printers and mobile tablet device technology for use in the field. The desktop scanners and laserjet printers allow staff to provide documentation to the public and for internal record keeping purposes. The mobile tablet devices will allow staff while working in the field to access the live ERP system, perform work order updates, update inventory and react instantly to citizen requests. The additional ERP desktop hardware is required for field workers using the EAM Work Order system starting in FY23.

If there has been a change from prior year please explain:

Expenditure Plan	2024	2025	2026	2027	2028	2029	TOTAL
Project Costs	\$ 30,000	\$ -	\$ -	\$ -	\$ -	\$ -	\$ 30,000

Funding Plan	2024	2025	2026	2027	2028	2029	TOTAL
IT Services Fund	\$ 30,000	\$ -	\$ -	\$ -	\$ -	\$ -	\$ 30,000
Total	\$ 30,000	\$ -	\$ -	\$ -	\$ -	\$ -	\$ 30,000

Annual Operations & Maintenance Costs (if any)	2024	2025	2026	2027	2028	2029	TOTAL
IT Services Fund	\$ -	\$ -	\$ -	\$ -	\$ -	\$ -	\$ -

Cost Assumptions

Total Estimated Cost of Project: \$255,491 **Date of Cost Estimate:** 3/3/2023

Scope of Estimate:

FY 2024 CAPITAL IMPROVEMENT PROJECT REQUEST FORM

IT SERVICES FUND

Project Name: ERP Phases 5 & 6 Installation

Epic! Goal

5. Enhance community relationship strategies that strengthen inclusiveness, respect, transparency and collaborative engagement.

At A Glance

Project Type:	Replacement	Project Number:	152003
Department:	IT Services	Project Manager:	Michael Nagy
Service Life:	20 years	Project Status:	Existing
Year Project Began:	2020		

Is this project associated with a Master Plan? No

Project Description

Implement the Tyler ERP Phases 5 for Utility Billing and Phase 6 for Enterprise Asset Management (EAM) to replace the existing legacy system. These two ERP project modules will integrate with Phase 1 Munis Financials system that has already been installed. The Phase 5 for Utility Billing will include 20 years of historical data to be converted and imported into the new ERP system. Phase 5 for Utility Billing is funded in the Utility Billing Fund. Phase 6 for the Enterprise Asset Management module is funded in the IT Services Fund.

Project Justification

City Commission approved the purchases on December 6, 2019. Purchase requisitions were entered into Munis on December 10, 2019. Due to COVID-19, Phase 5 & 6 project implementations start dates were moved from FY20 to FY21. Phase 5 for Utility Billing start date was moved from April of 2020 to begin in January of 2021 and should be completed by July of 2022. Phase 6 for EAM start date was moved from October of 2020 to begin in September of 2021 and should be completed by October of 2022.

If there has been a change from prior year please explain:

3/3/2023 - Revised costs due to additional implementation days required after the cyberattack recovery. Estimated costs of travel and implementation increased \$35,000

	2024	2025	2026	2027	2028	2029	TOTAL
Project Costs	\$ 35,000	\$ -	\$ -	\$ -	\$ -	\$ -	\$ 35,000

Funding Plan	2024	2025	2026	2027	2028	2029	TOTAL
IT Services Fund	\$ 35,000	\$ -	\$ -	\$ -	\$ -	\$ -	\$ 35,000
Total	\$ 35,000	\$ -	\$ -	\$ -	\$ -	\$ -	\$ 35,000

Annual Operations & Maintenance Costs (if any)

	2024	2025	2026	2027	2028	2029	TOTAL
IT Services Fund	\$ -	\$ -	\$ -	\$ -	\$ -	\$ -	\$ -

Cost Assumptions

Total Estimated Cost of Project: \$320,884 **Date of Cost Estimate:** 7/1/2017

Scope of Estimate:

Vendor bids were received in July of 2017. City Commission awarded contract to Tyler Technologies in December of 2019. Vendor honored the July 2017 pricing on modules. This is a multi-year project.

FY 2024 CAPITAL IMPROVEMENT PROJECT REQUEST FORM

IT SERVICES FUND

Project Name: Network Equipment Replacements

Epic! Goal

5. Enhance community relationship strategies that strengthen inclusiveness, respect, transparency and collaborative engagement.

At A Glance

Project Type:	<u>Equipment</u>	Project Number:	<u>151902</u>
Department:	<u>IT Services</u>	Project Manager:	<u>Michael Nagy</u>
Service Life:	<u>7 years</u>	Project Status:	<u>Existing</u>
Year Project Began:	<u></u>		

Is this project associated with a Master Plan? No

Project Description

Replace aging or outdated network switches, network servers, wireless access points, and battery backup/uninterrupted power supply devices throughout the City.

Project Justification

A network switch is a hardware device that connects other devices on the City's computer network to allow the sending/receiving of data, voice and video over the City's network. A network server is a hardware device that acts as a central repository for data as well as providing various resources like hardware access, disk space and printer access. A battery backup/uninterrupted power supply (aka UPS) is a hardware device that provides constant electrical power to network equipment in the event of building power failure. The UPS also protects equipment against electrical power surges and spikes.

This project will replace various network equipment with updated technology in order to protect the City's data environment. The newer equipment will also provide faster and more reliable transmission of data, voice and video over the City's computer network.

If there has been a change from prior year please explain:

For FY23 this CIP was retitled from "Network Infrastructure Upgrades" to "Network Equipment Replacements". The term infrastructure has numerous meanings that can cause confusion. Therefore the term "equipment" will be used for this CIP as it is the basis for this funding.

Expenditure Plan	2024	2025	2026	2027	2028	2029	TOTAL
Project Costs	\$ 100,000	\$ -	\$ -	\$ -	\$ -	\$ -	\$ 100,000

Funding Plan	2024	2025	2026	2027	2028	2029	TOTAL
IT Services Fund	\$ 100,000	\$ -	\$ -	\$ -	\$ -	\$ -	\$ 100,000
Total	\$ 100,000	\$ -	\$ -	\$ -	\$ -	\$ -	\$ 100,000

Annual Operations & Maintenance Costs (if any)							
	2024	2025	2026	2027	2028	2029	TOTAL
IT Services Fund	\$ -	\$ -	\$ -	\$ -	\$ -	\$ -	\$ -

Cost Assumptions

Total Estimated Cost of Project: \$100,000 FY 2024 **Date of Cost Estimate:** 3/3/2023

Scope of Estimate:



GLOSSARY

FY 2024 ADOPTED OPERATING & CAPITAL BUDGET



This page intentionally left blank.

GLOSSARY

The following abbreviations are used throughout the budget book:

ARPA	American Rescue Plan Act
CAFR	Comprehensive Annual Financial Report
CIE	Capital Improvements Element
CIP	Capital Improvements Plan
CGT	County Gas Tax
CRA	Community Redevelopment Agency
CRD	Community Redevelopment District
EMS	Emergency Medical Service
FDOT	Florida Department of Transportation
FTEs	Full Time Equivalent
FY	Fiscal Year
GASB	Government Accounting Standards Board
GFOA	Government Finance Officers Association
IAFF	International Association of Fire Fighters
ISF	Internal Service Fund
PT	Part-time
RFP	Request for Proposals
RFQ	Request for Qualifications
TIF	Tax Increment Financing
TRIM	Truth in Millage
VOD	Variable/On-demand

Accrual Basis of Accounting

A method of accounting that recognizes the financial effect of transactions, events, and interfund activities when they occur, regardless of the timing of related cash flows.

Ad Valorem Tax

A tax levied on the assessed value of real property. This tax is also known as property tax.

Adjusted Final Millage

Under Florida law, the actual tax rate levied by a local government when tax bills are issued. The rate is adjusted for corrected errors in property assessments for tax purposes and for changes in assessments made by property appraisal adjustment boards in each county. Usually, changes are slight and the adjusted millage does not change from the taxing agency's levy.

Appropriation

Legal authorization granted by a legislative body (City Commission) to make expenditures and incur financial obligations for specific purposes.

Assessed Value

Dollar value given to real estate, utilities and personal property, on which taxes are levied.

Assets

Resources owned or held which have monetary value.

Audit

An independent examination of financial information of any entity, whether profit oriented or not, irrespective of size or legal form when such an examination is conducted with a view to express an opinion thereon.

Balanced Budget

A budget in which estimated revenues equal estimated expenditures.

Basis of Accounting

The timing of recognition, that is, then the effects of transactions or events should be recognized for financial reporting purposes. For example, the effects of transactions or events can be recognized on an accrual basis (that is, when the transactions or events take place), or on a cash basis (that is, when cash is received or paid). Basis of accounting is an essential part of measurement focus because a particular timing of recognition is necessary to accomplish a particular measurement focus.

Basis of Budgeting

This refers to the basis of accounting used to estimate financing sources and uses in the budget. This generally takes one of three forms: GAAP, cash, or modified accrual.

Bond (Debt Instrument)

A written promise to pay (debt) a specified sum of money (called principal or face value) at a specified future date (called the maturity date) along with periodic interest paid at a specified percentage of the principal (interest rate). Bonds are typically used for long-term debt to pay for specific capital expenditures.

Budget

An annual financial plan that identifies revenues, specifies the type and level of services to be provided, and establishes the amount of money which can be spent.

Budget Adjustment

Legal means by which an adopted expenditure authorization or limit is increased; includes publication, public hearing and Commission approval. May involve either a budget transfer or budget amendment.

Budget Amendment

A type of budget adjustment requiring City Commission authorization through a resolution.

Budget Transfer

A type of budget adjustment made administratively, not requiring Commission approval under the City's current policies.

Budget and Finance Policies

The City's policies with respect to budgeting, taxation, spending, reserve requirements, asset maintenance, and debt management as these relate to government services, programs, and capital investment. Fiscal policy provides an agreed-upon set of principles for the planning and programming of government budgets and their funding.

Budget Calendar

The schedule of key dates which a government follows in the preparation and adoption of the budget.

Business Plan

The document outlining the City's five **EPIC! Goals** and the strategies for achieving them.

Capital Equipment

Equipment in excess of \$5,000 and with an expected life of more than one year such as automobiles, computers and furniture.

Capital Improvements Plan

A financial plan for major expenses of \$25,000 or more. May include operating costs or capital outlay such as construction of buildings, streets, sewers and recreation facilities.

Cash Basis

The basis of accounting in which transactions are recognized only when cash is increased or decreased.

Charges for Services

Payment of a fee for direct receipt of a public service (recreation fees, marina fees, utility fees, etc.) by the party benefiting from the service. Also referred to as "user charges."

City Commission

Elected representatives that set policy, approve budget, determine ad valorem tax rates on property within City limits, and evaluate job performance of City Manager and City Clerk.

City Manager

The City Manager is a professional administrator appointed by the City Commission and serves as chief executive officer. The Manager carries out policies determined by the City Commission.

Community Redevelopment Agency – (CRA)

The Community Redevelopment Agency is a public agency created for the purpose of undertaking activities and projects in a designated redevelopment area. Incremental tax revenues raised in the designated area are mandated for use in the Community Redevelopment Agency district only.

Community Redevelopment District – (CRD)

The Community Redevelopment District is a designated redevelopment area under the control of a CRA.

Comprehensive Annual Financial Report – (CAFR)

An annual audit of the financial statements of the City performed by an independent certified public accounting firm.

Comprehensive Plan

A method to utilize and strengthen the existing role, processes and powers of local governments to establish and implement comprehensive planning programs which guide and control future development.

Contingency

An appropriation of funds to cover unforeseen events that occur during the fiscal year.

Contractual Services

Services rendered to a government by private firms, individuals, or other governmental agencies. Examples include utilities, rent, maintenance agreements, and professional consulting services.

Debt

An obligation resulting from the borrowing of money or the purchase of goods and services.

Debt Service

The payment of principal and interest on borrowed funds and required contributions to accumulate monies for future retirement of bonds.

Department

Organizational unit of government that is functionally unique in delivery of services.

Depreciation

The systematic allocation of the cost of an asset from the balance sheet to Depreciation Expense on the income statement over the useful life of the asset. (The depreciation journal entry includes a debit to Depreciation Expense and a credit to Accumulated Depreciation, a contra asset account). The purpose is to allocate the cost to expense in order to comply with the matching principle. It is not intended to be a valuation process. The amount allocated to expense is not indicative of the economic value being consumed. Similarly, the amount not yet allocated is not an

indication of its current market value.

Distinguished Budget Award

A voluntary awards program administered by the Government Finance Officers Association to encourage governments to prepare effective budget documents.

Encumbrance

An amount of money committed for the payment of goods and services not yet received.

Enterprise Funds

A self-supporting fund designed to account for activities supported by user charges; examples are Utility and Sanitation Collection funds.

EPIC! Goals

The Commission's goals as developed during their strategic planning session, and the principal objectives behind the development of the business plan and budget.

Expenditure

Decreases in (uses of) financial resources other than through interfund transfers.

Expense

A use of financial resources, denoted by its use in the proprietary funds, which are accounted for on a basis consistent with the business accounting model (full accrual basis).

Fiduciary Funds

A category of funds used to report assets held in a trustee or agency capacity for others and which therefore cannot be used to support the government's own programs. The fiduciary fund category includes pension (and other employee benefit) trust funds, investment trust funds, private-purpose trust funds, and agency funds.

Fiscal Year – (FY)

Any period of 12 consecutive months designated as the budget year. The City of Dunedin's budget year begins October 1 and ends September 30.

Franchise Fees

Charges levied against a corporation or individual by a local government in return for granting a privilege or permitting the use of public property, i.e. Progress Energy, Clearwater Gas.

Full Time Equivalent – (FTE)

To qualify as a full time equivalent, an employee must work a minimum of 37.5 hours per week.

Function

A major class of grouping of activities directed toward a common goal such as improvements to the public safety or improvement of the physical environment. Concerning budgetary analysis, the categories of functions have been established by the State of Florida and financial reports must be grouped according to those established functions.

Fund

A fiscal and accounting entity with a self-balancing set of accounts recording cash and other financial resources, together with all related liabilities and residual equities of balances and changes therein, which are segregated for specific activities or attaining certain objectives in accordance with special regulation, restrictions, or limitations.

Fund Balance

Fund equity for governmental and trust funds which reflect the accumulated excess of revenues and other financing sources over expenditures and other uses for general governmental functions.

General Fund

A fund used to account for the receipt and expenditure of resources traditionally associated with local government not designated by law for a special purpose. Some departments/divisions included in the General Fund are Library, Finance, and Parks and Recreation.

General Obligation Bonds

When the City pledges its full faith and credit to the repayment of the bonds it issues, than those bonds are general obligation bonds (GOB). In Florida general obligation bonds must be authorized by public referendum.

Generally Accepted Accounting Principles – (GAAP)

Uniform minimum standards for financial accounting and recording, encompassing the conventions, rules, and procedures that define accepted accounting principles.

Goal

A statement of a department/program's direction, purpose or intent based on the needs of the community. The City's established goals are specific and have a designated time for achievement.

Government Finance Officers Association – (GFOA)

An association of public finance professionals founded in 1906 as the Municipal Finance Officers Association. The GFOA has played a major role in the development and promotion of GAAP for state and local government since its inception and has sponsored the Certificate of Achievement for Excellence in Financial Reporting Program since 1946.

Governmental Fund

Funds generally used to account for tax-supported activities. There are five different types of governmental funds: the general fund, special revenue funds, debt service funds, capital projects funds, and permanent funds.

Grant

A contribution by a government or other organization to support a particular function. Grants may be classified as either operational or capital, depending upon the intended usage of the grant proceeds.

Growth Management Act of 1985

State of Florida Legislation that amends the 1975 Local Government Comprehensive Planning Act. The Amendment requires changes in local government planning procedures and gives State and Regional planning authorities more supervisory and coordinating involvement than in the past.

Homestead Exemption

Pursuant to the Florida State Constitution, the first \$25,000 of assessed value of a home, which the owner occupies as principal residence, is exempt from property tax. An additional \$25,000 shall be applied to the assessed value greater than \$50,000. In addition, qualifying senior citizens, as permitted by Section 196.075 F.S. and City of Dunedin Ordinance No. 07-09 shall be entitled to make application to the Property Tax Appraiser's Office of Pinellas County for an additional homestead exemption of \$50,000.

Infrastructure

The physical assets of a government (e.g. streets, water and sewer systems, public buildings, parks etc.).

Interfund Transfers

Transfers among funds to track items for management purposes. They represent a "double counting" and therefore, are subtracted when computing a "net" operating budget.

Intergovernmental Revenues

A major revenue category that includes all revenues received from federal, state and other local government sources in the form of grants, shared revenues, and payment in lieu of taxes.

Internal Service Funds

Proprietary type funds established to finance and account for services and commodities furnished by a designated department to other departments within the City or to other governmental entities on a cost reimbursement basis. Internal Service Funds include: Fleet Services, Facilities Maintenance, Risk Safety, Health Benefits, and IT Services.

Levy

To impose taxes for the support of government activities.

Line Item

The smallest expenditure detail provided in department budgets. The line item also is referred to as an “object”, with numerical “object codes” used to identify expenditures in the accounting system.

Long Term Debt

Debt with a maturity of more than one year including General Obligation Bonds, revenue bonds, special assessment bonds, notes, leases and contracts.

Millage Rate

The tax rate on real property based on 1 mill equals \$1.00 per \$1, 000.00 of assessed property value. The millage rate is used in computing taxes by multiplying the rate times the taxable value divided by 1,000. Example: millage rate of 4.1345 per thousand, taxable value of \$50,000.

$$\frac{50,000 \times 4.1345}{1000} = \$206.73$$

Modified Accrual

Basis of accounting used in conjunction with the current financial resources measurement focus that modifies the accrual basis of accounting in two important ways 1) revenues are not recognized until they are measurable and available, and 2) expenditures are recognized in the period in which governments in general normally liquidate the related liability rather than when that liability is first incurred (if earlier).

Net Position

For enterprise and internal service funds, the difference between (assets + deferred outflows) – (liabilities + deferred inflows) representing available cash available for spending.

Operating Budget

A budget for general expenditures such as salaries, utilities, and supplies.

Operating Expenses

These are expenses of day-to-day operations and exclude personal services and capital expenses.

Ordinance

A formal legislative enactment by the governing board of a municipality. If it is not in conflict with any higher form of law, such as a state statute or constitutional provision, it has the full force and effect of law within the boundaries of the

municipality to which it applied. The difference between an ordinance and a resolution is that the latter requires less legal formality and has a lower legal status. Ordinarily, the statutes or charter will specify or imply those legislative actions which must be by ordinance and those which may be by resolution.

Penny for Pinellas – (One Cent Optional Sales Tax)

City Commission approved an Interlocal Agreement with Pinellas County for the distribution of the net proceeds of the 1% discretionary sales tax on September 21, 1989 for a ten-year period from 1990 to 1999. Pinellas County residents have reauthorized the Penny for Pinellas through referendum three times since its original authorization. The current Penny (Penny III) expires December 31, 2019. Penny IV (2020-2029) was passed on November 7, 2017, and goes into effect on January 1, 2020. Proceeds can be used for fixed capital expenditures for the construction, reconstruction or improvements of public facilities which have a life expectancy of five years or more.

Per Capita

Cost per unit of population to provide a particular service in the community.

Permanent Fund

Governmental fund type used to report resources that are legally restricted to the extent that only earnings, not principal, may be used for purposes that support the reporting government's programs (for the benefit of the government or its citizenry).

Personnel Expenditures

Salaries, wages and fringe benefits such as pensions and insurance.

Prior Year Encumbrances

Obligations from previous fiscal years in the form of purchase orders, contracts, or salary commitments which are chargeable to an appropriation, and for which a part of the appropriation is reserved. They cease to be encumbrances when the obligations are paid or otherwise terminated.

Program

A distinct function of city government provided to the public or a function providing support to the direct services of other city departments.

Property Tax

A tax levied on the assessed value of real property. This tax is also known as ad valorem tax.

Proprietary Funds

Used to account for the City's ongoing organizations and activities which are similar to those often found in the private sector operating on a "for profit" basis. These include the Enterprise and Internal Service Funds.

Request for Proposal

A document that describes a project or need that solicits proposed solutions from qualified vendors.

Request for Qualifications

A document soliciting qualifications from vendor(s), which may be used to develop a short list of most qualified candidates to compete in an RFP.

Reserve

An account used either to set aside budgeted revenues that are not required for expenditure in the current budget year or to earmark revenues for a specific future purpose.

Resolution

A special or temporary order of a legislative body; an order of a legislative body requiring less legal formality than an ordinance or statute.

Revenue

Money that flows into the local government. It is recurring if it is received on a consistent basis (e.g. sales taxes and property taxes) and nonrecurring if it is received irregularly (e.g. federal and state grants). The four main types of local revenue are taxes, user fees, licenses and permits, and intergovernmental revenue.

Revised Budget

A department's authorized budget as modified by Council action, through appropriation transfers from contingency, or transfers from or to another department or fund.

Rollback Rate

The millage rate which, (exclusive of new construction, additions to structures, and deletions), will provide the same ad valorem tax revenue for each taxing authority as was levied during the prior year.

Save Our Homes

State constitutional amendment that limits annual growth in homesteaded residential property value for tax purposes.

Self-Insurance

The underwriting of one's own insurance rather than purchasing coverage from a private provider, by identifying specific areas of risk and assessing actuarially sound charges.

Special Revenues

A governmental fund type used to account for the proceeds of specific revenue sources (other than for major capital projects) that are legally restricted to expenditure for specified purposes. [NCGA Statement 1]

Tax Increment Financing – (TIF)

A mechanism for using property taxes to stimulate investment in economically depressed areas.

TRIM Notice – (Truth-in-Millage Notice)

A notice sent annually to property taxpayers, which explains any changes in the millage rate of each taxing authority from the prior year. The notice also includes the time and place of public hearings on Adopted millage rates.

Uniform Accounting System

The chart of accounts prescribed by the Office of the State Comptroller designed to standardize financial information to facilitate comparison and evaluation of reports.

User Charges

Payment of a fee for direct receipt of a public service (recreation fees, marina fees, utility fees, etc.) by the party benefiting from the service. Also referred to as “charges for service.”

Utility Tax

A tax levied by cities on the consumers of various utilities such as electricity, telephones, or gas.

Variable/On-demand – (VOD)

A type of employment status whereby an employee fills a temporary position, often used for seasonal staffing needs such as life guards, summer camp staffing and interns.



This Page Intentionally Left Blank



APPENDIX A

Summary of

FY 2024 Initiatives

and CIP by EPIC!

Goal

FY 2024 ADOPTED

OPERATING &

CAPITAL BUDGET

Projects with multiple funding sources are shaded in gray.

Summary of FY 2024 - 2029 Business Plan Initiatives & Capital Improvement Projects by EPIC! Goal						
GOAL #	Project Name	Project Status	Lead Department	Fund	FY23 Carryforward	FY24
1	ADA 15 Passenger Van	Existing	Parks & Recreation	General	-	Future Year Impact
1	Art Incubator - Expense to be offset by \$58,176 in annual rental income from the DFAC and Arc Angels.	Existing	Economic & Housing Dev	CRA		32,000
1	Art Incubator - Expense to be offset by \$58,176 in annual rental income from the DFAC and Arc Angels.	Existing	Economic & Housing Dev	General		106,666
1	Athletic Field Renovation	Existing	Parks & Recreation	General	-	Future Year Impact
1	Batting Cage Renovation	New	Parks & Recreation	General	-	50,000
1	Causeway Restroom Renovation	New	Parks & Recreation	General	-	100,000
1	City of Dunedin 125th Anniversary	New	Parks & Recreation	General		10,000
1	Court Resurfacing	Existing	Parks & Recreation	General	-	150,000
1	Downtown Bollards	New	Economic & Housing Dev	CRA	-	175,000
1	Downtown Landscaping Project	Existing	Economic & Housing Dev	CRA	-	50,000
1	Downtown Median Removal	Existing	Economic & Housing Dev	CRA	15,000	15,000
1	Dunedin Golf Club - Clubhouse Renovation	New	Parks & Recreation	Penny	-	300,000
1	Dunedin Golf Club - Maintenance Facility Renovations	New	Parks & Recreation	Golf	-	Future Year Impact
1	Dunedin Golf Club Restoration	Existing	Parks & Recreation	ARPA	2,000,000	Prior Year Carryforward
1	Dunedin Golf Club Restoration	Existing	Parks & Recreation	Golf	-	2,500,000
1	Dunedin Public Library Playground	Existing	Library	General	-	Prior Year Carryforward
1	Dunedin Public Library Playground	Existing	Library	ARPA	-	Prior Year Carryforward
1	Existing City Hall Adaptive Reuse	Existing	Economic & Housing Dev	Penny	-	300,000
1	Existing City Hall Adaptive Reuse	Existing	Economic & Housing Dev	CRA	-	301,672
1	Fisher Concession Building Replacement	New	Parks & Recreation	Penny	-	Future Year Impact
1	Fisher Tennis Court Lights	Existing	Parks & Recreation	General	-	Future Year Impact
1	Fitness Equipment Replacement	New	Parks & Recreation	General	-	50,000
1	Gladys Douglas Preserve Development	Existing	Parks & Recreation	Penny	-	1,470,000
1	Gladys Douglas Preserve Development	Existing	Parks & Recreation	Impact	-	180,000
1	Highland Streetscape	Existing	Economic & Housing Dev	CRA	-	Future Year Impact
1	Highlander Aquatic Complex	Existing	Parks & Recreation	Penny	-	6,846,725
1	Highlander Aquatic Complex	Existing	Parks & Recreation	ARPA	2,000,000	2,904,660
1	Historic Resources Survey	Existing	Community Development	General	-	50,000
1	Midtown Parking Facility	Existing	Economic & Housing Dev	Penny		1,200,000
1	Midtown Parking Facility	Existing	Economic & Housing Dev	CRA	-	-
1	MLK Outdoor Basketball Court Lighting Replacement	New	Parks & Recreation	General	-	25,000
1	Parking Sensors	Existing	Community Development	General	-	TBD
1	Pickleball Courts	Existing	Parks & Recreation	ARPA	-	700,000
1	Public Art Master Plan and Implementation	Existing	City Manager	General		35,000
1	Public Art Master Plan and Implementation	Existing	City Manager	Public Art		25,000
1	ROW Enhancements	New	Economic & Housing Dev	General	-	75,000
1	Sister City Program	Existing	City Commission	General	-	16,100
1	Skinner Boulevard, New York Ave Entry Way	Existing	Economic & Housing Dev	CRA	-	Future Year Impact
1	Sprayground Resurfacing	New	Parks & Recreation	General	-	90,000

FY25	FY26	FY27	FY28	FY29	Six Year Planning Period	Type	Page
-	-	40,000	-	-	40,000	CIP	116
					32,000	BPI	
					106,666	BPI	
-	-	100,000	100,000	100,000	300,000	CIP	117
-	25,000	-	-	-	75,000	CIP	118
-	-	-	-	-	100,000	CIP	119
-	-	-	-	-	10,000	BPI	
-	25,000	25,000	25,000	25,000	250,000	CIP	120
175,000	-	-	-	-	350,000	CIP	121
-	-	-	-	-	50,000	CIP	122
-	-	-	-	-	30,000	CIP	123
-	-	-	-	-	300,000	CIP	124
250,000	-	-	-	-	250,000	CIP	125
-	-	-	-	-	2,000,000	CIP	126
-	-	-	-	-	2,500,000	CIP	126
-	-	-	-	-	-	CIP	127
-	-	-	-	-	-	CIP	127
-	-	-	-	-	300,000	CIP	128
-	-	-	-	-	301,672	CIP	128
-	-	-	-	100,000	100,000	CIP	129
125,000	-	-	-	-	125,000	CIP	130
50,000	-	-	-	-	100,000	CIP	131
-	-	-	-	-	1,470,000	CIP	132
-	-	-	-	-	180,000	CIP	132
-	-	-	200,000	200,000	400,000	CIP	133
-	-	-	-	-	6,846,725	CIP	134
-	-	-	-	-	4,904,660	CIP	134
-	-	-	-	-	50,000	BPI	53
2,500,000	-	-	-	-	3,700,000	CIP	135
5,072,316	-	-	-	-	5,072,316	CIP	135
-	-	-	-	-	25,000	CIP	136
-	-	-	-	-	-	CIP	189
-	-	-	-	-	700,000	CIP	137
35,000	35,000	35,000	35,000	35,000	210,000	BPI	
					25,000	BPI	
-	-	-	-	-	75,000	CIP	138
5,610	5,760	5,610	5,760	5,610	44,450	BPI	54
-	-	-	200,000	-	200,000	CIP	139
-	-	-	-	-	90,000	CIP	140

Projects with multiple funding sources are shaded in gray.

Summary of FY 2024 - 2029 Business Plan Initiatives & Capital Improvement Projects by EPIC! Goal						
GOAL #	Project Name	Project Status	Lead Department	Fund	FY23 Carryforward	FY24
1	Stirling Skate Park Street Course	New	Parks & Recreation	General	-	Future Year Impact
1	Underground Utilities in Downtown	Existing	Economic & Housing Dev	CRA	-	Future Year Impact
	EPIC! GOAL #1 TOTAL				\$ 4,015,000	\$ 17,757,823
2	Boat Club Foundation Leveling / Repairs	New	City Manager	General	-	25,000
2	Brick Streets Program	Existing	PW- Streets	Penny	-	302,000
2	Brick Streets Program	Existing	PW- Streets	Stormwater	-	50,000
2	Citywide Exterior Facilities Painting - Public Services	Existing	PW- Facilities	Stormwater	-	40,000
2	Coca-Cola Property Adaptive Reuse	Existing	Economic & Housing Dev	General	-	
2	Coca-Cola Property Adaptive Reuse	Existing	Economic & Housing Dev	Penny	-	
2	CRA Midterm County Review	New	Economic & Housing Dev	CRA		35,000
2	Decorative Furniture	Existing	City Manager	General	-	20,000
2	Downtown Alleyway Enhancements Initiatives	Existing	Economic & Housing Dev	CRA	-	Future Year Impact
2	Downtown East End Plan - Mease Materials	Existing	Economic & Housing Dev	CRA	-	100,000
2	Downtown East End Plan - Mease Materials	Existing	Economic & Housing Dev	ARPA	-	Prior Year Carryforward
2	Downtown Pavers, Walkability & Enhancements	Existing	Economic & Housing Dev	CRA	-	125,000
2	Golf Cart (Micro-Mobility) Infrastructure Plan	Existing	Community Development	General	-	Prior Year Carryforward
2	Park Pavilion Replacement	Existing	Parks & Recreation	General	-	Future Year Impact
2	Patricia Corridor Enhancements	Existing	Economic & Housing Dev	General	-	50,000
2	Patricia Corridor Enhancements	Existing	Economic & Housing Dev	Penny	-	Prior Year Carryforward
2	Pavement Management Program	Existing	PW- Streets	CGT	-	290,000
2	Pavement Management Program	Existing	PW- Streets	Penny	-	710,000
2	Pavement Management Program	Existing	PW- Streets	Stormwater	-	200,000
2	Pedestrian Safety Crossing Improvements - Various Locations	Existing	UT- Engineering	Impact	-	60,000
2	Playground Equipment Replacement	Existing	Parks & Recreation	Penny	-	Future Year Impact
2	Purple Heart Park Renovation	Existing	Parks & Recreation	General	-	100,000
2	Skinner Boulevard Improvements	Existing	Economic & Housing Dev	CRA	-	3,285,269
2	Skinner Boulevard Improvements	Existing	Economic & Housing Dev	Penny	-	2,985,413
2	Skinner Boulevard Improvements	Existing	Economic & Housing Dev	ARPA	-	1,500,000
2	Skinner Boulevard Improvements	Existing	Economic & Housing Dev	Water/WW		500,000
2	SR 580 Increased Access Management Regulations	Existing	Community Development	General	-	Future Year Impact - Amount Unknown
2	SR 580 Landscaped Median Project	Existing	Community Development	General	-	-
2	SR 580 Mast Arm Repainting	Existing	UT- Engineering	General	-	Future Year Impact
2	SR 580 Pole to Monument Sign Ordinance	Existing	Community Development	General	-	Future Year Impact - Amount Unknown
2	Stirling Park Driving Range Lights	Existing	Parks & Recreation	General	-	Future Year Impact
2	Study and Enhance Street Lighting	Existing	PW- Streets	General	-	Future Year Impact
	EPIC! GOAL #2 TOTAL				\$ -	\$ 10,377,682
3	Brady Box Culvert	Existing	PW- Stormwater	Stormwater	-	Prior Year Carryforward
3	Buena Vista Drive Drainage Improvements	Existing	PW- Stormwater	Stormwater	-	Prior Year Carryforward
3	City Sidewalk Inspection & Maintenance Program	Existing	PW- Streets	CGT	-	100,000

FY25	FY26	FY27	FY28	FY29	Six Year Planning Period	Type	Page
-	200,000	-	-	-	200,000	CIP	141
75,000	-	200,000	-	-	275,000	CIP	142
\$ 8,287,926	\$ 290,760	\$ 405,610	\$ 565,760	\$ 465,610	\$ 31,788,489		
100,000	-	-	-	-	125,000	CIP	
151,000	151,000	151,000	151,000	-	906,000	CIP	144
50,000	50,000	50,000	50,000	-	250,000	CIP	144
-	-	-	-	-	40,000	CIP	145
30,000	-	-	-	-	30,000	CIP	146
300,000	300,000	-	-	-	600,000	CIP	147
10,000	-	-	-	-	45,000	BPI	
-	-	-	-	-	20,000	BPI	56
-	-	150,000	-	-	150,000	CIP	147
-	-	-	-	-	100,000	CIP	148
-	-	-	-	-	-	CIP	148
200,000	200,000	200,000	500,000	-	1,225,000	CIP	149
-	-	-	-	-	-	BPI	57
250,000	80,000	150,000	80,000	80,000	640,000	CIP	150
-	-	-	-	-	50,000	CIP	151
-	-	-	-	-	-	CIP	151
270,000	270,000	270,000	270,000	270,000	1,640,000	CIP	152
730,000	730,000	730,000	730,000	730,000	4,360,000	CIP	152
200,000	200,000	200,000	200,000	200,000	1,200,000	CIP	152
60,000	-	-	-	-	120,000	CIP	153
60,000	100,000	200,000	200,000	-	560,000	CIP	154
-	-	-	-	-	100,000	CIP	155
-	-	-	-	-	3,285,269	CIP	156
-	-	-	-	-	2,985,413	CIP	156
-	-	-	-	-	1,500,000	CIP	156
-	-	-	-	-	500,000	CIP	156
-	-	-	-	-	-	BPI	58
-	-	-	-	-	-	BPI	
125,000	-	-	-	-	125,000	CIP	157
-	-	-	-	-	-	BPI	59
-	50,000	-	-	-	50,000	CIP	158
25,000	-	-	-	-	25,000	CIP	159
\$ 2,561,000	\$ 2,131,000	\$ 2,101,000	\$ 2,181,000	\$ 1,280,000	\$ 20,631,682		
-	-	-	-	-	-	CIP	162
-	-	-	-	-	-	CIP	163
125,000	75,000	75,000	75,000	75,000	525,000	CIP	164

Projects with multiple funding sources are shaded in gray.

Summary of FY 2024 - 2029 Business Plan Initiatives & Capital Improvement Projects by EPIC! Goal						
GOAL #	Project Name	Project Status	Lead Department	Fund	FY23 Carryforward	FY24
3	Dock A Repair & Replacement	Existing	Parks & Recreation	Marina	-	-
3	Dock B Repair & Replacement	New	Parks & Recreation	Marina	-	Future Year Impact
3	Gabion Repair & Replacement Program	Existing	PW- Stormwater	Stormwater	-	250,000
3	North Douglas Inline Storm Check Valve	New	PW- Stormwater	Stormwater	-	-
3	North Douglas Pond Weir	Existing	PW- Stormwater	Stormwater	-	Prior Year Carryforward
3	Pavement Management PCI Assessment/Modeling Software Update	New	PW-Streets	CGT	-	125,000
3	San Charles Drive Drainage Improvements	Existing	PW- Stormwater	Stormwater	-	Prior Year Carryforward
3	Santa Barbara Drive Drainage Improvements	Existing	PW- Stormwater	Stormwater	-	1,000,000
3	Stormwater Pipe Lining	Existing	PW- Stormwater	Stormwater	-	380,000
3	Weaver Park Pier Redecking	New	Parks & Recreation	General	-	Future Year Impact
3	Weaver Park Shoreline Investigation	Existing	Parks & Recreation	General	-	Future Year Impact
	EPIC! GOAL #3 TOTAL				\$ -	\$ 1,855,000
4	Clearwater Ferry Service Contribution	Existing	Parks & Recreation	General	-	55,000
4	Clearwater Ferry Service Contribution	Existing	Parks & Recreation	ARPA	-	Prior Year Carryforward
4	Bayshore Blvd Water Main Replacement	Existing	UT- Water	Water/WW	520,584	679,416
4	Citywide HVAC Replacements - Community Center	Existing	PW- Facilities	General	-	425,000
4	Citywide HVAC Replacements - Fine Arts Center	New	PW- Facilities	General	-	Future Year Impact
4	Citywide HVAC Replacements - FS #62 Dayroom	Existing	PW- Facilities	General	-	25,000
4	Citywide HVAC Replacements - Museum	New	PW- Facilities	General	-	Future Year Impact
4	Citywide HVAC Replacements - Wastewater	New	PW- Facilities	Water/WW	-	Future Year Impact
4	Citywide Roof Replacements - Community Center	Existing	PW- Facilities	General	-	600,000
4	Citywide Roof Replacements - Fine Arts Center	Existing	PW- Facilities	General	-	225,000
4	Citywide Roof Replacements - Hale Center	Existing	PW- Facilities	General	-	350,000
4	Citywide Roof Replacements - Harbor Master	New	PW- Facilities	General	-	Future Year Impact
4	Citywide Roof Replacements - Library	Existing	PW- Facilities	General	-	Prior Year Carryforward
4	Citywide Roof Replacements - PSCO Fleet	New	PW- Facilities	General	-	130,000
4	Curlew Road Water Main Replacement	Existing	UT- Water	Water/WW	-	Future Year Impact
4	Direct Potable Reuse Pilot Study	Existing	UT- Wastewater	Water/WW	-	200,000
4	Downtown Looper	Existing	Community Development	General	-	Future Year Impact
4	Downtown Looper	Existing	Community Development	ARPA	-	125,000
4	DREAM: Greenhouse Gas (GHG) Assessments	Existing	City Manager	General	-	Prior Year Carryforward
4	DREAM: Wildlife Corridors (National Wildlife Federation Community Certification)	Existing	City Manager	General	-	2,000
4	Fleet Replacements	Existing	PW- Fleet	Fleet	-	1,157,674
4	Fleet Replacements- Solid Waste Collection Trucks	Existing	PW- Solid Waste	Solid Waste	-	1,034,000
4	Lift Station #20 Repair/Replacement	Existing	UT- Wastewater	Water/WW	-	Prior Year Carryforward
4	Lift Station #32 Repair/Replacement	Existing	UT- Wastewater	Water/WW	-	800,000
4	Lofty Pine Estates- Septic to Sewer Project	Existing	UT- Wastewater	Water/WW	2,414,458	1,185,542
4	Manhole Lining Project	Existing	UT- Wastewater	Water/WW	-	100,000
4	Offsite Potable Water Storage Site Valve Replacement	Existing	UT- Water	Water/WW	150,000	Prior Year Carryforward

FY25	FY26	FY27	FY28	FY29	Six Year Planning Period	Type	Page
750,000	-	-	-	-	750,000	CIP	165
-	-	750,000	-	-	750,000	CIP	166
250,000	250,000	250,000	320,000	-	1,320,000	CIP	167
-	1,500,000	-	-	-	1,500,000	CIP	168
-	-	-	-	-	-	CIP	169
-	-	-	-	-	125,000	BPI	
-	-	-	-	-	-	CIP	170
-	-	-	-	-	1,000,000	CIP	171
300,000	100,000	100,000	100,000	-	980,000	CIP	172
300,000	-	-	-	-	300,000	CIP	173
150,000	-	TBD	-	-	150,000	CIP	174
\$ 1,875,000	\$ 1,925,000	\$ 1,175,000	\$ 495,000	\$ 75,000	\$ 7,400,000		
55,000	55,000	55,000	55,000	55,000	330,000	BPI	62
-	-	-	-	-	-	BPI	62
-	-	-	-	-	1,200,000	CIP	176
425,000	-	-	-	-	850,000	CIP	177
-	10,000	-	-	-	10,000	CIP	177
-	-	-	-	-	25,000	CIP	177
20,000	-	-	-	-	20,000	CIP	177
50,000	-	-	-	-	50,000	CIP	177
-	-	-	-	-	600,000	CIP	178
-	-	-	-	-	225,000	CIP	178
-	-	-	-	-	350,000	CIP	178
-	120,000	-	-	-	120,000	CIP	178
-	-	-	-	-	-	CIP	178
-	-	-	-	-	130,000	CIP	178
-	-	-	100,000	-	100,000	CIP	179
-	-	-	-	-	200,000	BPI	64
50,000	40,000	30,000	25,000	25,000	170,000	BPI	52
-	-	-	-	-	125,000	BPI	52
-	-	-	-	-	-	BPI	65
2,000	2,000	2,000	2,000	2,000	12,000	BPI	66
1,698,000	1,742,661	1,306,890	467,429	1,156,575	7,529,229	CIP	180
1,257,200	672,600	709,300	454,931	1,051,100	5,179,131	CIP	183
-	-	-	-	-	-	CIP	184
-	-	-	-	-	800,000	CIP	185
-	-	-	-	-	3,600,000	CIP	186
100,000	100,000	100,000	100,000	100,000	600,000	CIP	187
-	-	-	-	-	150,000	CIP	188

Projects with multiple funding sources are shaded in gray.

Summary of FY 2024 - 2029 Business Plan Initiatives & Capital Improvement Projects by EPIC! Goal						
GOAL #	Project Name	Project Status	Lead Department	Fund	FY23 Carryforward	FY24
4	Parks Horticultural Technician Truck	New	Parks & Recreation	General		33,000
4	Patricia Avenue Water Main Replacement	New	UT- Water	Water/WW	-	450,000
4	Pinellas Solar Co-op - Solar United Neighbors	New	City Manager	General		5,000
4	Pipe Lining Project	Existing	UT- Wastewater	Water/WW	-	-
4	Program Rate Evaluation & Improvement of Services (Solid Waste & Recycling)	New	PW- Solid Waste	Solid Waste	-	110,000
4	PSTA Jolley Trolley	Existing	Economic & Housing Dev	General	-	22,740
4	PSTA Jolley Trolley	Existing	Economic & Housing Dev	CRA		34,109
4	Ranchwood Drive S & Hitching Post Lane Water Main Replacement	Existing	UT- Water	Water/WW	-	Future Year Impact
4	Ranchwood Drive S & Hitching Post Lane Water Main Replacement	Existing	UT- Water	Stormwater	-	Future Year Impact
4	Ready for 100	Existing	City Manager	General	-	Prior Year Carryforward
4	Reclaimed Water Distribution System Master Plan	Existing	UT- Water	Water/WW	-	Future Year Impact
4	Septic Tank Abatement Incentives	Existing	UT- Wastewater	Water/WW	-	35,000
4	Solar Energy Incentive Grant	Existing	Community Development	General		50,000
4	Utility Relocation on Curlew	New	UT-Water	Water/WW		-
4	Virginia Street Water Main Replacement	New	UT-Water	Water/WW		2,000,000
4	Wastewater Collections Bypass Pump	Existing	UT- Wastewater	Water/WW	-	80,000
4	Wastewater Lift Station Force Main Replacements	Existing	UT- Wastewater	Water/WW	-	Prior Year Carryforward
4	Wastewater Lift Stations Pump Replacement	Existing	UT- Wastewater	Water/WW	-	150,000
4	Wastewater Lift Stations Rehabilitation	Existing	UT- Wastewater	Water/WW	-	900,000
4	Wastewater Plant Admin Building Hardening	Existing	UT- Wastewater	Water/WW	50,000	Prior Year Carryforward
4	Wastewater Plant Admin Building Hardening Windows	New	UT- Wastewater	Water/WW		250,000
4	Wastewater Plant Admin Building Interior Renovation	New	UT- Wastewater	Water/WW	-	110,000
4	Wastewater Treatment Plant 10,000 Gallon Diesel Fuel Storage Tank On Site	Existing	UT- Wastewater	Water/WW	275,000	Prior Year Carryforward
4	Wastewater Treatment Plant Chlorine Contact Basin Rehabilitation & Cover Project	Existing	UT- Wastewater	Water/WW	-	Prior Year Carryforward
4	Wastewater Treatment Plant Electrical System Upgrade	Existing	UT- Wastewater	Water/WW	-	9,030,943
4	Wastewater Treatment Plant Facility 8, Filter Media and Basin Rehabilitation Project	Existing	UT- Wastewater	Water/WW	-	1,650,000
4	Wastewater Treatment Plant Re-Aeration Basin Renovation	Existing	UT- Wastewater	Water/WW	-	Prior Year Carryforward
4	Wastewater Treatment Plant Reclaim Storage Tank On Site	Existing	UT- Wastewater	Water/WW	-	Future Year Impact
4	Wastewater Treatment Plant SCADA System Upgrade	Existing	UT- Wastewater	Water/WW	-	970,241
4	Water Plant Admin Building Hardening / Renovation	Existing	UT- Water	Water/WW	-	Prior Year Carryforward
4	Water Production Well Facilities	Existing	UT- Water	Water/WW	-	-
4	Water Treatment Plant Standby/ Emergency Generator Replace	Existing	UT- Water	Water/WW	-	Future Year Impact
4	Weybridge Woods Bridge Removal	Existing	UT- Engineering	General	-	Future Year Impact
4	Willow Wood Village Water Main Replacements	Existing	UT- Water	Water/WW	-	Future Year Impact
	EPIC! GOAL #4 TOTAL				\$ 3,410,042	\$ 22,974,665
5	Affordable/Workforce Housing Program	Existing	Economic & Housing Dev	General	-	Prior Year Carryforward
5	Affordable/Workforce Housing Program	Existing	Economic & Housing Dev	ARPA	-	Prior Year Carryforward
5	Beltrees Street Improvement Study	Existing	Community Development	General	-	Prior Year Carryforward
5	Broadband Internet Fiber Cable Infrastructure	Existing	IT Services	ARPA	-	300,000

FY25	FY26	FY27	FY28	FY29	Six Year Planning Period	Type	Page
-	-	-	-	-	33,000	CIP	
-	-	-	-	-	450,000	CIP	190
-	-	-	-	-	5,000	BPI	
1,000,000	1,000,000	1,000,000	1,000,000	1,000,000	5,000,000	CIP	191
-	-	-	-	-	110,000	BPI	67
30,243	32,179	34,238	-	-	119,400	BPI	
30,244	32,179	34,239	-	-	130,771	BPI	
325,000	-	-	-	-	325,000	CIP	192
350,000	-	-	-	-	350,000	CIP	192
-	-	-	-	-	-	BPI	68
-	50,000	-	-	-	50,000	CIP	193
35,000	35,000	35,000	35,000	35,000	210,000	BPI	69
50,000	50,000	50,000	50,000	50,000	300,000	BPI	
500,000	-	-	-	-	500,000	CIP	
-	-	-	-	-	2,000,000	CIP	
80,000	80,000	80,000	80,000	80,000	480,000	CIP	195
-	-	-	-	-	-	CIP	197
150,000	150,000	150,000	150,000	150,000	900,000	CIP	198
900,000	900,000	900,000	900,000	900,000	5,400,000	CIP	199
-	-	-	-	-	50,000	CIP	200
-	-	-	-	-	250,000	CIP	
-	-	-	-	-	110,000	CIP	201
-	-	-	-	-	275,000	CIP	202
-	-	-	-	-	-	CIP	203
-	-	-	-	-	9,030,943	CIP	204
-	-	-	-	-	1,650,000	CIP	205
-	-	-	-	-	-	CIP	207
-	-	-	-	6,700,000	6,700,000	CIP	208
-	-	-	-	-	970,241	CIP	209
-	-	-	-	-	-	CIP	210
930,000	930,000	500,000	500,000	-	2,860,000	CIP	211
-	750,000	-	-	-	750,000	CIP	212
10,000	-	-	-	-	10,000	CIP	213
500,000	-	-	-	-	500,000	CIP	214
\$ 8,547,687	\$ 6,751,619	\$ 4,986,667	\$ 3,919,360	\$ 11,304,675	\$ 61,894,715		
-	-	-	-	-	-	BPI	72
-	-	-	-	-	-	BPI	72
-	-	-	-	-	-	BPI	73
-	-	-	-	-	300,000	CIP	216

Projects with multiple funding sources are shaded in gray.

Summary of FY 2024 - 2029 Business Plan Initiatives & Capital Improvement Projects by EPIC! Goal						
GOAL #	Project Name	Project Status	Lead Department	Fund	FY23 Carryforward	FY24
5	Budget and Planning Cloud Based Software for Public Sector	Existing	Finance	IT Services	-	36,000
5	City of Dunedin Strategic Planning	Existing	City Manager	General	-	25,000
5	Citywide Security Camera Recording Systems	Existing	IT Services	IT Services	-	Future Year Impact
5	CRA Affordable/Workforce Housing Program	Existing	Economic & Housing Dev	CRA	150,000	50,000
5	Customer Service Program	Existing	HR & Risk Mgmt	N/A	-	No Fiscal Impact
5	Digital Fire Extinguisher Trainer	New	Fire	General	-	14,000
5	ERP Phases 5 & 6 Hardware Devices	Existing	IT Services	IT Services	-	30,000
5	ERP Phases 5 & 6 Installation	Existing	IT Services	IT Services	-	35,000
5	Fireboat 60 Engine Repower	Existing	Fire	General	-	Future Year Impact
5	Land Development Code Update	Existing	Community Development	General	-	125,000
5	Legislative Lobbyist: Government Services	New	City Manager	General	-	60,000
5	Marketing Plan/Campaign for Brand Awareness	Existing	Communications	ARPA	-	Prior Year Carryforward
5	Network Equipment Replacements	Existing	IT Services	IT Services	-	100,000
5	New Website, Cloud Systems, Open Forms, Set Up & Training	Existing	Communications	General	-	36,934
5	Public Service Recognition Day	Existing	HR & Risk Mgmt	General	-	1,000
5	Resident/ Business Survey	Existing	City Manager	General	-	15,000
	EPIC! GOAL #5 TOTAL				\$ 150,000	\$ 827,934
6	Air Bags for Extrication	New	Fire	General	-	13,500
6	Carport for Station 60 for D60 and Marine Vehicles	New	Fire	General	-	-
6	Classification & Compensation / Organizational Study	Existing	HR & Risk Mgmt	General	-	Future Year Impact
6	D60 Vehicle Replacement (Vehicle 157)	New	Fire	General	-	150,000
6	Decon Washer for SCBA Bottles, Masks, Gloves, Helmets and Boots	New	Fire	General	-	36,000
6	Department Succession Planning / Career Pathing Initiative	Existing	HR & Risk Mgmt	N/A	-	No Fiscal Impact
6	Dunedin Fire Rescue Wellness Program	New	Fire	General	-	15,000
6	Employee Engagement	Existing	HR & Risk Mgmt	General	-	15,000
6	Extrication Struts	New	Fire	General	-	6,500
6	HR Recruitment/Retention Software Initiative	Existing	HR & Risk Mgmt	IT Services	-	45,000
6	Knox Box Key Security System	New	Fire	General	-	20,000
6	Leadership Development	Existing	HR & Risk Mgmt	General	-	10,000
6	Logistics Storage Building	New	Fire	General	-	-
6	Mobile Radio for Replacement Staff Vehicle	New	Fire	General	-	7,000
6	Online Learning Platform	New	HR & Risk Mgmt	General	-	15,000
6	Radio for D60 Vehicle Replacement (Vehicle 157)	New	Fire	General	-	13,550
6	Replace 23 Year Old Truck Column Lifts	New	PW- Fleet	Fleet	-	70,617
6	Station 60 Kitchen Renovation	Existing	Fire	General	-	Prior Year Carryforward
6	Station 62 Kitchen Renovation	Existing	Fire	General	-	48,200
6	Temporary Fire Training Facility	New	Fire	General	-	40,000
6	Tethered Drone	Existing	Fire	General	-	42,000
6	U.N.I.T.E. Dunedin Initiative	Existing	HR & Risk Mgmt	General	-	5,300

FY25	FY26	FY27	FY28	FY29	Six Year Planning Period	Type	Page
36,000	40,000	45,000	48,000	50,000	255,000	BPI	74
25,000	25,000	25,000	25,000	25,000	150,000	BPI	75
50,000	-	-	-	-	50,000	CIP	217
-	-	-	-	-	200,000	BPI	76
-	-	-	-	-	-	BPI	77
-	-	-	-	-	14,000	BPI	78
-	-	-	-	-	30,000	CIP	218
-	-	-	-	-	35,000	CIP	219
60,000	-	-	-	-	60,000	CIP	220
125,000	-	-	-	-	250,000	BPI	79
60,000	60,000	60,000	60,000	60,000	360,000	BPI	80
-	-	-	-	-	-	BPI	81
-	-	-	-	-	100,000	CIP	221
38,780	40,719	-	-	-	116,433	CIP	222
-	-	-	-	-	1,000	BPI	82
15,000	15,000	15,000	15,000	15,000	90,000	BPI	83
\$ 409,780	\$ 180,719	\$ 145,000	\$ 148,000	\$ 150,000	\$ 2,011,433		
-	-	-	-	-	13,500	BPI	86
15,000	-	-	-	-	15,000	BPI	88
-	60,000	-	-	-	60,000	BPI	89
-	-	-	-	-	150,000	CIP	224
-	-	-	-	-	36,000	CIP	225
-	-	-	-	-	-	BPI	90
-	-	-	-	-	15,000	BPI	91
-	-	-	-	-	15,000	BPI	92
-	-	-	-	-	6,500	BPI	93
47,250	49,613	52,093	54,698	57,432	306,086	BPI	94
576	576	576	576	576	22,880	BPI	95
10,000	10,000	10,000	-	-	40,000	BPI	96
200,000	-	-	-	-	200,000	CIP	227
110	110	110	110	110	7,550	BPI	98
25,200	26,460	27,783	29,172	30,630	154,245	BPI	99
220	220	220	220	220	14,650	BPI	100
-	-	-	-	-	70,617	CIP	229
-	-	-	-	-	-	CIP	230
-	-	-	-	-	48,200	CIP	231
-	-	-	-	-	40,000	CIP	226
-	-	-	-	-	42,000	CIP	232
-	-	-	-	-	5,300	BPI	84

Projects with multiple funding sources are shaded in gray.

Summary of FY 2024 - 2029 Business Plan Initiatives & Capital Improvement Projects by EPIC! Goal						
GOAL #	Project Name	Project Status	Lead Department	Fund	FY23 Carryforward	FY24
	EPIC! GOAL #6 TOTAL				\$ -	\$ 552,667
FY 2024 - FY 2029 BUSINESS PLAN INITIATIVES & CAPITAL IMPROVEMENTS PLAN TOTAL COSTS					\$ 7,575,042	\$ 54,345,771

118 Total projects ongoing from previous year

41 Total new projects

159 Total Business Plan Initiatives and CIP Projects

*Page numbers indicate location in the Draft FY 2024 - FY 2029 Municipal Business Plan

FY25	FY26	FY27	FY28	FY29	Six Year Planning Period	Type	Page
\$ 298,356	\$ 146,979	\$ 90,782	\$ 84,776	\$ 88,968	\$ 1,262,528		
\$ 21,979,749	\$ 11,426,077	\$ 8,904,059	\$ 7,393,896	\$ 13,364,253	\$ 124,988,847		



This page intentionally left blank.



APPENDIX B

FY 2023 Progress

on Initiatives

FY 2024 ADOPTED

OPERATING &

CAPITAL BUDGET



This Page Intentionally Left Blank

Projects with multiple funding sources are shaded in gray.

Progress on FY 2023 Business Plan Initiatives & CIP

GOAL #	Project Name	Project Status	Lead Department	Fund	FY23	Status / Progress as of June 30, 2023	% Complete	Type	Business Plan Page #
1	Sister City Program	Existing	City Commission	General	10,500	Annual membership complete. Sister City presentation to Dunedin Newcomers Club (3/9/23). No travel in 2023 - City to travel to Stirling in 2024.	10%	BPI	63
1	Public Art Master Plan and Implementation	Existing	City Manager	General	35,000	Consultant services, completion, installation, and recognition events for The See (12/16) and Curlew Water Tower (3/20). Annual maintenance coordinated, chamber gallery installed, and general project management.	75%	BPI	62
1	Public Art Master Plan and Implementation	Existing	City Manager	Public Art	25,000	Projects in review: Jay Walk, WaWaWa Gallery Wall and Signal Box Wrap. City Hall Public Art in Conference Rooms complete. Art reception to take place in November 2023.	75%	BPI	62
1	Downtown Looper	Existing	Community Development	General	-	Kickoff meeting completed and route alternatives have been provided. Staff to meet on recommendations followed by Commission presentation.	25%	BPI	55
1	Downtown Looper	New	Community Development	ARPA	175,000	See Above	25%	BPI	55
1	Historic Landmark Plaques	Existing	Community Development	General	10,000	Ongoing annual program	100%	BPI	57
1	Historic Resources Survey	Existing	Community Development	General	Prior Year Carryforward	Phase 2 assessment has been completed and forwarded for State review.	50%	BPI	58
1	HPAC Ordinance and Resolution Amendments	New	Community Development	General	10,000	Consultant work has been presented to HPAC with legal review pending.	40%	BPI	59
1	Art Incubator	Existing	Economic & Housing Dev	CRA	30,763	Ongoing	75%	BPI	54
1	Art Incubator - Expense to be offset by \$51,318 in annual rental income from the DFAC and Arc Angels. Net cost to City in	Existing	Economic & Housing Dev	General	98,700	Ongoing	75%	BPI	54
1	Downtown Median Removal	Existing	Economic & Housing Dev	CRA	15,000	Delayed	0%	CIP	141
1	Existing City Hall Adaptive Reuse	Existing	Economic & Housing Dev	CRA	20,000	Concepts presented to Commission - received direction to move to demo and design for pocket park	100%	CIP	144
1	Façade Grant Program	Existing	Economic & Housing Dev	General	40,000	Ongoing	75%	BPI	56
1	Façade Grant Program	Existing	Economic & Housing Dev	CRA	50,000	Ongoing	75%	BPI	56
1	Highland Streetscape	Existing	Economic & Housing Dev	CRA	Future Year Impact	Future Year Impact	0%	CIP	147
1	Highland/Louden/Virginia Streetscape	Existing	Economic & Housing Dev	CRA	Prior Year Carryforward	Complete	100%	CIP	148
1	LDO Incentives	Existing	Economic & Housing Dev	CRA	8,058	Ongoing	75%	BPI	60
1	Leased Parking	Existing	Economic & Housing Dev	CRA	222,084	Ongoing	75%	BPI	61
1	Mast Arm Bass and Main	Existing	Economic & Housing Dev	CRA	Future Year Impact	Future Year Impact	0%	CIP	150
1	Parking Garage	Existing	Economic & Housing Dev	Penny	1,200,000	Future Year Impact	0%	CIP	151
1	Parking Garage	Existing	Economic & Housing Dev	CRA	Future Year Impact	Future Year Impact	0%	CIP	151
1	Skinner Boulevard, New York Ave Entry Way	Existing	Economic & Housing Dev	CRA	Future Year Impact	Future Year Impact	0%	CIP	154
1	Underground Utilities in Downtown	Existing	Economic & Housing Dev	CRA	Future Year Impact	Future Year Impact	0%	CIP	156
1	Dunedin Public Library Playground	Existing	Library	General	50,000	Received \$4000 donation - Finalizing bid and hoping to get quote soon	0%	CIP	143
1	Dunedin Public Library Playground	Existing	Library	ARPA	50,000	Funds allocated	100%	CIP	143
1	ADA 15 Passenger Van	Existing	Parks & Recreation	General	Future Year Impact	Planned for FY 2027	0%	CIP	136
1	Athletic Field Renovation	Existing	Parks & Recreation	Penny	100,000	Field #4 completed - waiting on fencing contractor.	90%	CIP	137
1	Court Resurfacing	Existing	Parks & Recreation	General	60,000	Obtaining quotes. Project on hold pending Stirling Park and Pickleball court discussions.	5%	CIP	138
1	Dog Park	Existing	Parks & Recreation	Penny	300,000	On hold pending location	5%	CIP	139

Projects with multiple funding sources are shaded in gray.

Progress on FY 2023 Business Plan Initiatives & CIP

GOAL #	Project Name	Project Status	Lead Department	Fund	FY23	Status / Progress as of June 30, 2023	% Complete	Type	Business Plan Page #
1	Downtown Landscaping Project	Existing	Parks & Recreation	CRA	Prior Year Carryforward	Work is mostly complete.	80%	CIP	140
1	Dunedin Golf Club Renovation and Transition Plan	New	Parks & Recreation	ARPA	2,000,000	Architectural plans are approximately 30% complete.	35%	CIP	142
1	Dunedin Golf Club Renovation and Transition Plan	New	Parks & Recreation	Golf	Future Year Impact	Contract awarded for Architectural Services	30%	CIP	142
1	Fisher Tennis Court Lights	Existing	Parks & Recreation	General	Future Year Impact	Planned for FY 2025	0%	CIP	145
1	Gladys Douglas Preserve Development	Existing	Parks & Recreation	Penny	650,000	Phase 1 completed, opened 2/25/23. Debris removal complete. Working on RFP for Architectural Services for Phase 2	25%	CIP	146
1	Highlander Pool Replacement	Existing	Parks & Recreation	Penny	Future Year Impact	Completed master plan concepts. Waiting on completion of financial plan.	15%	CIP	149
1	Highlander Pool Replacement	Existing	Parks & Recreation	ARPA	2,000,000	Completed master plan concepts. Waiting on completion of financial plan.	15%	CIP	149
1	Pickleball Courts	Existing	Parks & Recreation	ARPA	400,000	Solicitation of RFP for design development contingent on Commission direction on July 27th.	10%	CIP	152
1	Sindoon/Rotary Stage	Existing	Parks & Recreation	General	Unfunded	Currently Unfunded	0%	CIP	153
1	Stirling Skate Park Street Course	New	Parks & Recreation	General	Future Year Impact	Planned for FY 2025	0%	CIP	155
1	Weaver Pier Redecking	New	Parks & Recreation	General	Future Year Impact	Planned for Fy 2025	0%	CIP	157
EPIC! GOAL #1 TOTAL					\$ 7,560,105				
2	City Hall Art Gallery Curation	New	City Manager	General	Future Year Impact	Gallery work currently handled by art consultant. Opportunity to expand in the future with art walks, talks, and events. Currently on hold.	0%	BPI	66
2	Decorative Furniture	Existing	City Manager	General	-	Unfunded. Review corridors for decorative furniture placement.	0%	BPI	67
2	Golf Cart (Micro-Mobility) Infrastructure Plan	New	Community Development	General	50,000	Data gathering is underway with Commission presentation to follow.	20%	BPI	68
2	Scenic Corridor Program - Edgewater Drive	Existing	Community Development	General	Future Year Impact - Amount Unknown	Unfunded	0%	BPI	70
2	SR 580 Form-based Code	Existing	Community Development	General	Future Year Impact - Amount Unknown	Unfunded	0%	BPI	71
2	SR 580 Increased Access Management Regulations	Existing	Community Development	General	Future Year Impact - Amount Unknown	Unfunded	0%	BPI	72
2	SR 580 Landscaped Median Project	Existing	Community Development	General	Future Year Impact - Amount Unknown	Unfunded	0%	BPI	73
2	SR 580 Pole to Monument Sign Ordinance	Existing	Community Development	General	Future Year Impact - Amount Unknown	Unfunded	0%	BPI	74
2	Coca-Cola Property Adaptive Reuse	Existing	Economic & Housing Dev	Penny	Future Year Impact	Future Year Impact	0%	CIP	162
2	Downtown Alleyway Enhancements Initiatives	Existing	Economic & Housing Dev	CRA	Future Year Impact	Future Year Impact	0%	CIP	165
2	Downtown East End Plan - Mease Materials	Existing	Economic & Housing Dev	CRA	60,000	In Progress	60%	CIP	166
2	Downtown East End Plan - Mease Materials	Existing	Economic & Housing Dev	ARPA	240,000	In Progress	65%	CIP	166
2	Downtown Pavers, Walkability & Enhancements	Existing	Economic & Housing Dev	CRA	300,000	Construction in progress	40%	CIP	167
2	Milwaukee Avenue Streetscape/Parking	Existing	Economic & Housing Dev	Penny	Prior Year Carryforward	Delayed	0%	CIP	170
2	Patricia Corridor Enhancements	Existing	Economic & Housing Dev	General	Prior Year Carryforward	Design complete - permits approved - City Public Works staff will assist	50%	CIP	172
2	Patricia Corridor Enhancements	Existing	Economic & Housing Dev	Penny	155,000	Design complete - permits approved - City Public Works staff will assist	%	CIP	172
2	PSTA Jolley Trolley	Existing	Economic & Housing Dev	General	21,223	Ongoing	75%	BPI	69
2	PSTA Jolley Trolley	Existing	Economic & Housing Dev	CRA	31,835	Ongoing	75%	BPI	69
2	Skinner Boulevard Improvements	Existing	Economic & Housing Dev	CRA	200,000	FDOT Design in review	50%	CIP	177

Projects with multiple funding sources are shaded in gray.

Progress on FY 2023 Business Plan Initiatives & CIP									
GOAL #	Project Name	Project Status	Lead Department	Fund	FY23	Status / Progress as of June 30, 2023	% Complete	Type	Business Plan Page #
2	Skinner Boulevard Improvements	Existing	Economic & Housing Dev	Penny	Future year Impact	Construction to begin late in 2023	0%	CIP	177
2	Skinner Boulevard Improvements	Existing	Economic & Housing Dev	ARPA	Future Year Impact	Construction to begin late in 2023	0%	CIP	177
2	Library Back Area Carpeting	New	Library	General	43,000	Received bid - \$59,154.39; Library is getting more bids to assist Facilities	0%	CIP	168
2	Library Interior Painting	New	Library	General	65,000	Facilities to get bids - Will be moved to next fiscal year	15%	CIP	169
2	Community Center Floors	Existing	Parks & Recreation	General	110,000	Work scheduled for after summer camp	10%	CIP	163
2	Community Center Parking Lot	Existing	Parks & Recreation	Penny	Future Year Impact	Design completed, construction planned for FY 2025	20%	CIP	164
2	Park Pavilion Replacement	Existing	Parks & Recreation	General	Future Year Impact	Scheduled for FY 2025. Sprayground shelters in conjunction with Highlander Aquatic project	0%	CIP	171
2	Playground Equipment Replacement	Existing	Parks & Recreation	Penny	125,000	Obtaining quotes for Community Center playground. Work to be scheduled after summer camp	10%	CIP	175
2	Purple Heart Park Renovation	New	Parks & Recreation	General	Future Year Impact	Concepts done in 2019. Planned for FY 2024	10%	CIP	176
2	Stirling Park Driving Range Lights	Existing	Parks & Recreation	General	Future Year Impact	Planned for FY 2026	10%	CIP	179
2	Citywide Exterior Facilities Painting - Hale Center	Existing	PW- Facilities	General	60,000	Moved to FY24 repaired minor leaks	0%	CIP	161
2	Citywide Exterior Facilities Painting - Public Services	Existing	PW- Facilities	Stormwater	Future Year Impact	FY24	0%	CIP	161
2	Brick Streets Program	New	PW- Streets	Penny	602,000	Santa Barbara Brick Project underway	80%	CIP	160
2	Brick Streets Program	New	PW- Streets	Stormwater	50,000	Santa Barbara Brick Project underway	80%	CIP	160
2	Pavement Management Program	Existing	PW- Streets	CGT	310,000	FY23 Completed	100%	CIP	173
2	Pavement Management Program	Existing	PW- Streets	Penny	690,000	FY23 Completed	100%	CIP	173
2	Pavement Management Program	Existing	PW- Streets	Stormwater	200,000	FY23 Completed	100%	CIP	173
2	Study and Enhance Street Lighting	Existing	PW- Streets	General	Future year Impact	FY25	0%	CIP	180
2	Pedestrian Safety Crossing Improvements - Various Locations	Existing	UT- Engineering	Impact	60,000	Completed	100%	CIP	174
2	SR 580 Mast Arm Repainting	Existing	UT- Engineering	General	Future Year Impact	FY25	0%	CIP	178
EPIC! GOAL #2 TOTAL					\$ 3,373,058				
3	Clearwater Ferry Service Contribution	Existing	Parks & Recreation	General	Future Year Impact	Meeting with Trisha Rodriguez 4/14/23	0%	BPI	76
3	Clearwater Ferry Service Contribution	Existing	Parks & Recreation	ARPA	55,000	Project scope to be determined.	0%	BPI	76
3	Dock A Repair & Replacement	Existing	Parks & Recreation	Marina	Future Year Impact	Scope to be determined from Marina Master Plan. Obtained previous quotes for replacing as is.	5%	CIP	185
3	Harbormaster Building Replacement	Existing	Parks & Recreation	Marina	Future Year Impact	Planning to be included with Marina Master Plan	0%	CIP	187
3	Marina Master Plan	Existing	Parks & Recreation	General	100,000	Finalizing scope of services and RFP	10%	BPI	77
3	Pram Shed Replacement	Existing	Parks & Recreation	Penny	600,000	Project is under construction with scheduled completion in September.	60%	CIP	189
3	Weaver Park Seawall	New	Parks & Recreation	General	Future Year Impact	Design study planned for FY 2025	0%	CIP	193
3	Brady Box Culvert	Existing	PW- Stormwater	Stormwater	65,000	Design Complete. Expect Bid to be advertised in August 2023. Award in first quarter FY24.	100%	CIP	182
3	Buena Vista Drive Drainage Improvements	Existing	PW- Stormwater	Stormwater	71,300	Survey Completed, Design not started	10%	CIP	183
3	Gabion Repair & Replacement Program	Existing	PW- Stormwater	Stormwater	730,000	Design completed. Expect Bid to be advertised in September 2023. Award second quarter FY24.	100%	CIP	186
3	North Douglas Pond Weir	New	PW- Stormwater	Stormwater	400,000	Project Under Construction.	40%	CIP	188

Projects with multiple funding sources are shaded in gray.

Progress on FY 2023 Business Plan Initiatives & CIP									
GOAL #	Project Name	Project Status	Lead Department	Fund	FY23	Status / Progress as of June 30, 2023	% Complete	Type	Business Plan Page #
3	San Charles Drive Drainage Improvements	Existing	PW- Stormwater	Stormwater	Prior Year Carryforward	Design Complete	70%	CIP	190
3	Santa Barbara Drive Drainage Improvements	Existing	PW- Stormwater	Stormwater	200,000	Survey Completed, Design for storm runoff pipe @ 1768 Santa Barbara completed. Rest of Santa Barbara Drainage design not started	20%	CIP	191
3	Stormwater Pipe Lining	Existing	PW- Stormwater	Stormwater	Prior Year Carryforward	FY24	0%	CIP	192
3	City Sidewalk Inspection & Maintenance Program	Existing	PW- Streets	CGT	225,000	In Design for Bid	15%	CIP	184
EPIC! GOAL #3 TOTAL					\$ 2,446,300				
4	DREAM: Greenhouse Gas (GHG) Assessments	New	City Manager	General	3,840	The City joined the Tampa Bay Regional Resilience Cohort and partnered with ICLEI, the Florida Audubon Society and USF to compile data about municipal emissions. Staff is working with the Florida Audubon Society to confirm data.	90%	BPI	81
4	DREAM: Wildlife Corridors (National Wildlife Federation Community Certification)	New	City Manager	General	2,000	Initial coordination call to take place soon. Public campaign has started.	10%	BPI	82
4	Electrical Distribution (Power Grid) Assessment	Existing	City Manager	General	-	Per Deputy City Manager, Staff will no longer update this project as it is superseded by the City's ongoing negotiations related to the Duke Francise Agreement Renewal		CIP	200
4	Ready for 100	Existing	City Manager	General	100,000	Staff is meeting with consultant to work on energy audit and solar feasibility study.	10%	BPI	83
4	Solar Energy Initiative Grant	Existing	Community Development	General	75,000	Ongoing annual program	100%	BPI	85
4	Parking Sensors	New	IT Services	IT Services	Unfunded	Per MPN - This Project transferred to Community Development (Kathy Gademer)		CIP	211
4	Citywide HVAC Replacements - Fire Admin	Existing	PW- Facilities	General	35,000	In Design/awaiting design completion	25%	CIP	196
4	Citywide HVAC Replacements - FS #60 Dayroom/Kitchen	Existing	PW- Facilities	General	18,000	In Design	10%	CIP	196
4	Citywide HVAC Replacements - FS #62 Dayroom	Existing	PW- Facilities	General	Future year Impact	FY24	0%	CIP	196
4	Citywide HVAC Replacements - Solid Waste	Existing	PW- Facilities	Solid Waste	30,000	Bad compressor - 4 yrs old. Get with Ashley to move to Future year	10%	CIP	196
4	Citywide Roof Replacements - Community Center	Existing	PW- Facilities	General	Future Year Impact	FY24	0%	CIP	198
4	Citywide Roof Replacements - Fine Arts Center	Existing	PW- Facilities	General	Future Year Impact	FY24	0%	CIP	198
4	Citywide Roof Replacements - Hale Center	Existing	PW- Facilities	General	270,000	FY24	0%	CIP	198
4	Citywide Roof Replacements - Library	Existing	PW- Facilities	General	350,000	Advanced roofing to requote this year and bid move remaining funds to FY24.	15%	CIP	198
4	Fleet Replacements	Existing	PW- Fleet	Fleet	679,574	Commission approved. PO's created. Waiting on some vehicles.	85%	CIP	201
4	Fleet Replacements- Solid Waste Collection Trucks	Existing	PW- Fleet	Solid Waste	976,542	Plan approved by Commission. PO's created. In process of obtaining vehicles.	60%	CIP	205
4	Citywide Parking Lot Resurfacing - Marina	Existing	UT- Engineering	Penny	156,360	Project plans complete. Parks placed on hold	70%	CIP	197
4	Citywide Parking Lot Resurfacing - Marina	Existing	UT- Engineering	Marina	104,240	Project plans complete. Parks placed on hold	70%	CIP	197
4	Weybridge Woods Bridge Removal	Existing	UT- Engineering	General	Future Year Impact	On-Hold till FY25	0%	CIP	233
4	Bayshore Water Main Replacement	Existing	UT- Water/WW	Water/WW	520,854	Moved to FY24 / FY25 or beyond.	30%	CIP	
4	Curlow Road Water Main Replacement	Existing	UT- Water/WW	Water/WW	Future Year Impact	Moved to FY24 / FY25 or beyond.	0%	CIP	199
4	Direct Potable Reuse Pilot Study	New	UT- Water/WW	Water/WW	200,000	On hold for Commission direction.	0%	BPI	80

Projects with multiple funding sources are shaded in gray.

Progress on FY 2023 Business Plan Initiatives & CIP

GOAL #	Project Name	Project Status	Lead Department	Fund	FY23	Status / Progress as of June 30, 2023	% Complete	Type	Business Plan Page #
4	Lift Station #20 Repair/Replacement	Existing	UT-Water/WW	Water/WW	178,452	Project awarded to Granger Maintenance & Construction, for \$1,755,128. Construction anticipated to commence in May of 2023.	15%	CIP	206
4	Lift Station #32 Repair/Replacement	Existing	UT-Water/WW	Water/WW	Prior Year Carryforward	Design complete; responding to FDEM regarding RFI requests related to HMGP funding requirements prior to advertising for construction. Move to FY24 and budget accordingly.	25%	CIP	207
4	Lofty Pine estates- Septic to Sewer Project	Existing	UT-Water/WW	Water/WW	850,000	Project designed In-House. TLC Piggy-Back quote, coordinate with Pinellas County on Grant Funding, and conduct Neighborhood meetings prior to award of construction. Anticipated FY24 project	10%	CIP	208
4	Manhole Lining Project	Existing	UT-Water/WW	Water/WW	100,000	Ongoing Annual Contracts; quote to Commission 9/5	0%	CIP	209
4	Offsite Potable Water Storage Site Valve Replacement	Existing	UT-Water/WW	Water/WW	75,000	Moved to FY24 due to staffing shortages; smaller projects currently underway.	15%	CIP	210
4	Pipe Lining Project	Existing	UT-Water/WW	Water/WW	1,000,000	Develop Annual Contract for bidding.	0%	CIP	212
4	Ranchwood Drive S & Hitching Post Lane Water Main Replacement	Existing	UT-Water/WW	Water/WW	325,000	Design Complete	70%	CIP	213
4	Ranchwood Drive S & Hitching Post Lane Water Main Replacement	Existing	UT-Water/WW	Stormwater	350,000	Design Complete	70%	CIP	213
4	Raw Water Transmission Line Piggging	New	UT-Water/WW	Water/WW	200,000	PB contract rejected by Legal. Looking for other options.	0%	CIP	214
4	Reclaimed Water Distribution System Master Plan	Existing	UT-Water/WW	Water/WW	Future Year Impact	Moved to FY24 / FY25 due to staffing shortages.	0%	CIP	215
4	San Christopher Reclaim Storage Tanks	New	UT-Water/WW	Water/WW	Unfunded	Unfunded project.	0%	CIP	216
4	Septic Tank Abatement Incentives	Existing	UT-Water/WW	Water/WW	350,000	Ongoing - to be utilized for projects such as Lofty Pine Estates septic to sewer project.	5%	BPI	84
4	Wastewater Collections Bypass Pump	New	UT-Water/WW	Water/WW	50,000	Moved to FY24 / coordinating with Fleet for purchase.	0%	CIP	217
4	Wastewater Lift Station Force Main Replacements	Existing	UT-Water/WW	Water/WW	Prior Year Carryforward	Project scheduled for construction award to TLC, via Piggyback of Pinellas County contract, for \$3,987,428 on 4-18-23.	15%	CIP	218
4	Wastewater Lift Stations Pump Replacement	New	UT-Water/WW	Water/WW	150,000	Ongoing Annual Contracts	100%	CIP	219
4	Wastewater Lift Stations Rehabilitation	Existing	UT-Water/WW	Water/WW	500,000	Utilizing Pinellas County contract with TLC for LS #19, LS #23, LS #24; construction expected to commence May 2023.	35%	CIP	220
4	Wastewater Plant Admin Building Hardening / Renovation	New	UT-Water/WW	Water/WW	50,000	Moved to FY24 due to staffing shortages.	0%	CIP	221
4	Wastewater Treatment Plant 10,000 Gallon Diesel Fuel Storage Tank On Site	New	UT-Water/WW	Water/WW	275,000	Develop Contract for bidding.	0%	CIP	222
4	Wastewater Treatment Plant Chlorine Contact Basin Rehabilitation & Cover Project	Existing	UT-Water/WW	Water/WW	Prior Year Carryforward	Plans at 100% Designed/Sealed By Arcadis Eng. Next step is going out to competitive BID.	10%	CIP	223
4	Wastewater Treatment Plant Electrical System Upgrade	Existing	UT-Water/WW	Water/WW	4,118,000	Engineering Design Technologies Corp currently reviewing bid package and updating Engineers Estimate.	75%	CIP	224
4	Wastewater Treatment Plant Facility 8, Filter Media and Basin Rehabilitation Project	Existing	UT-Water/WW	Water/WW	Future Year Impact	Waiting on FDEP SRF determination on additional funding in August 2023. Project moved to FY24.	0%	CIP	225
4	Wastewater Treatment Plant Outfall Piping Repair	Existing	UT-Water/WW	Water/WW	Prior Year Carryforward	Grant funded 400k, need additional 150K from City funds to complete the project.	0%	CIP	226
4	Wastewater Treatment Plant Re-Aeration Basin Renovation	Existing	UT-Water/WW	Water/WW	50,000	Remove project, completed in-house by staff at the WWTP, utilized Acct # 4610	100%	CIP	227

Projects with multiple funding sources are shaded in gray.

Progress on FY 2023 Business Plan Initiatives & CIP									
GOAL #	Project Name	Project Status	Lead Department	Fund	FY23	Status / Progress as of June 30, 2023	% Complete	Type	Business Plan Page #
4	Wastewater Treatment Plant Reclaim Storage Tank On Site	New	UT-Water/WW	Water/WW	Unfunded	Subject to Coke sale of adjacent parcel once they vacate Dunedin Plant site. Project deferred to FY26 to allow for rebudgetting and Coke relocation.	0%	CIP	228
4	Wastewater Treatment Plant SCADA System Upgrade	Existing	UT-Water/WW	Water/WW	419,000	McKim & Creed to review, update the SCADA Design/CIP for the Wastewater Treatment Plant	75%	CIP	229
4	Water Plant Admin Building Hardening / Renovation	Existing	UT-Water/WW	Water/WW	Prior Year Carryforward	Moved to FY24 due to staffing shortages.	15%	CIP	230
4	Water Production Well Facilities	Existing	UT-Water/WW	Water/WW	500,000	Well #1 Project design complete. Needs to be bid.	30%	CIP	231
4	Water Treatment Plant Standby/ Emergency Generator Replace	Existing	UT-Water/WW	Water/WW	Future Year Impact	Project to be re-scoped to new Feeder vs 2nd Generator; to be budgeted in FY25.	0%	CIP	232
4	Willow Wood Village Water Main Replacements	Existing	UT-Water/WW	Water/WW	200,000	No Design or Survey. Moved to FY24	0%	CIP	234
EPIC! GOAL #4 TOTAL					\$ 13,261,862				
5	City of Dunedin Strategic Planning	New	City Manager	General	65,000	Consultant selected July 2023. Project kick off in August with project rolling into 2024.	25%	BPI	92
5	New City Hall Grand Opening Ceremony	New	City Manager	General	Prior Year Carryforward	Complete: event held on May 19, 2023.	100%	BPI	100
5	Resident/ Business Survey	Existing	City Manager	General	10,000	Business survey complete - presentation to Commission in September 2023.	75%	BPI	102
5	Marketing Plan/Campaign for Brand Awareness	New	Communications	ARPA	100,000	Agency selected/contract signed/Phase I begins in July with site visit/Discovery/Research Phase/Public Input	20%	BPI	99
5	New Website, Cloud Systems, Open Forms, Set Up & Training	Existing	Communications	General	42,500	Phase 2 - Design phase complete and Migration of content complete; training underway	60%	CIP	244
5	Zensity Community Sentiment Measurement AI Platform	Existing	Communications	General	13,200	Using Zensity Engage for all new/existing City project education, information and community engagement	100%	BPI	106
5	Beltrees Street Improvement Study	New	Community Development	General	45,000	Funding agreement and consultant scope of service has been prepared and under review.	10%	BPI	89
5	Business Taxes Equity Study	New	Community Development	General	10,000	Project has been completed	100%	BPI	91
5	Land Development Code Update	New	Community Development	General	125,000	Consultant selection is underway	5%	BPI	97
5	Short-Term Vacation Rental Enforcement Subscription	Existing	Community Development	General	15,000	Completed	100%	BPI	103
5	Short-Term Vacation Rental Program Evaluation & Support	Existing	Community Development	General	Prior Year Carryforward	Will utilize as needed	0%	BPI	104
5	Affordable/Workforce Housing Program	Existing	Economic & Housing Dev	General	50,000	Submitting new proposal to the State	0%	BPI	88
5	Affordable/Workforce Housing Program	Existing	Economic & Housing Dev	ARPA	650,000	Submitting new proposal to the State	35%	BPI	88
5	Coca-Cola Dunedin Technical Analysis	Existing	Economic & Housing Dev	General	20,000	ULI Concepts Study Complete	100%	BPI	93
5	CRA Affordable/Workforce Housing Program	New	Economic & Housing Dev	CRA	50,000	Delayed	0%	BPI	94
5	Economic Business Summit	Existing	Economic & Housing Dev	General	5,000	Delayed	0%	BPI	96
5	Budget and Planning Cloud Based Software for Public Sector	New	Finance	IT Services	55,000	Implementing budget software now and in the months ahead for the FY2024 Budget document	50%	BPI	90
5	Fireboat 60 Engine Repower	New	Fire	General	Future Year Impact	FY25	0%	CIP	242
5	Customer Service Program	Existing	HR & Risk Mgmt	N/A	No Fiscal Impact	Refresher Courses for current employees; introductory courses for new employees - upcoming for FY24	80%	BPI	95
5	Law Enforcement Annual Evaluation	Existing	HR & Risk Mgmt	N/A	No Fiscal Impact	Results posted in City Manager's Report	100%	BPI	98
5	Public Service Recognition Day	Existing	HR & Risk Mgmt	N/A	No Fiscal Impact	Upcoming for FY24	0%	BPI	101

Projects with multiple funding sources are shaded in gray.

Progress on FY 2023 Business Plan Initiatives & CIP									
GOAL #	Project Name	Project Status	Lead Department	Fund	FY23	Status / Progress as of June 30, 2023	% Complete	Type	Business Plan Page #
5	U.N.I.T.E. Dunedin Initiative	Existing	HR & Risk Mgmt	N/A	No Fiscal Impact	Coordinated second Juneteenth Employee In-Service Day	100%	BPI	105
5	Broadband Internet Fiber Cable Infrastructure	New	IT Services	ARPA	1,675,000	Initial SOW documented for review by Engineering and Purchasing. Project Phase 1 quoted. Design work and other phases not bid yet.	2%	CIP	236
5	Citywide Security Camera Recording Systems	Existing	IT Services	IT Services	85,000	Marina & Dunedin Causeway Restroom Bldg completed in FY23; waiting on bids for Hale Ctr, POF, DGC, Stirling Park, FS61 & FS62	20%	CIP	237
5	Cybersecurity Training & Equipment	New	IT Services	ARPA	Prior Year Carryforward	Project Completed for FY23	100%	CIP	238
5	ERP Phases 5 & 6 Hardware Devices	Existing	IT Services	IT Services	40,000	Project Completed for FY23	100%	CIP	239
5	ERP Phases 5 & 6 Installation	Existing	IT Services	IT Services	Prior Year Carryforward	Project on hold due to cyberattack; project to resume August 2023.	50%	CIP	240
5	ERP Server Replacements	Existing	IT Services	IT Services	75,000	Funding used to assist in the purchase of the Tyler Saas cloud service in FY23.	100%	CIP	241
5	Network Equipment Replacements	Existing	IT Services	IT Services	70,000	Equipment purchases ongoing as needed.	60%	CIP	243
EPIC! GOAL #5 TOTAL					\$ 3,200,700				
6	CPR Mannequins	New	Fire	General	1,500	In Progress	100%	BPI	110
6	Extrication Team	New	Fire	General	2,650	Event for FY23 was May 1 - 4, 2023	100%	BPI	114
6	Fire Training Center, Training Tower / Burn Building	Existing	Fire	General	Unfunded	None	0%	CIP	247
6	Forcible Entry Door Simulator	New	Fire	General	8,000	Purchased and received	100%	BPI	115
6	Honor Guard Uniform Enhancements	New	Fire	General	5,900	In Progress	100%	BPI	116
6	Rescue 60	New	Fire	Fleet	250,000	Vehicle in Service April 2023	100%	CIP	248
6	Station 60 Kitchen Renovation	New	Fire	General	40,800	Waiting on Public Services	0%	CIP	249
6	Station 62 Kitchen Renovation	New	Fire	General	Future Year Impact	FY24 Budget	0%	CIP	250
6	Tethered Drone	New	Fire	General	Future Year Impact	FY24 Budget	0%	CIP	251
6	Apprenticeship Program	Existing	HR & Risk Mgmt	N/A	No Fiscal Impact	Completed	100%	BPI	108
6	Classification & Compensation / Organizational Study	Existing	HR & Risk Mgmt	General	Future Year Impact	Working with depts to finalize	90%	BPI	109
6	Department Succession Planning / Career Pathing Initiative	Existing	HR & Risk Mgmt	General	5,300	Upcoming for FY24	10%	BPI	111
6	Employee Continuing Education	Existing	HR & Risk Mgmt	General	15,000	Updated policy rollout pending; expected in August 2023	90%	BPI	112
6	Employee Engagement	Existing	HR & Risk Mgmt	General	15,000	Upcoming for FY24	90%	BPI	113
6	HR Recruitment/Retention Software Initiative	New	HR & Risk Mgmt	IT Services	32,000	Working on Perform modules for NeoGov	80%	BPI	117
6	Leadership Development	Existing	HR & Risk Mgmt	General	10,000	New initiatives upcoming for FY24	50%	BPI	118
6	Wellness Program	Existing	HR & Risk Mgmt	Health	5,000	New initiatives upcoming for FY24	80%	BPI	119
6	Citywide Computer Replacements	Existing	IT Services	IT Services	107,800	Project Completed for FY23	100%	CIP	246
EPIC! GOAL #6 TOTAL					\$ 498,950				
FY 2023 - FY 2028 BUSINESS PLAN INITIATIVES & CAPITAL IMPROVEMENTS PLAN T \$					30,340,975				



This page intentionally left blank.



APPENDIX C

FY 2024 Personnel

Requests and Updates on

Prior Year Requests

FY 2024 ADOPTED

OPERATING &

CAPITAL BUDGET



This page intentionally left blank.

FY 2024 PERSONNEL REQUESTS

Position	Department	FTE Change	IMPACT	FUND
Buyer	Finance	1.00	\$ 66,854	General
Justification		Grade	Type	Status
The workload has increased in Purchasing due to the expansion of services in regards to taking over the golf course and the increase of capital projects related to the ARPA program. The addition of a Buyer will increase efficiency and allow for more contract compliance monitoring.		A54	New	Approved
Position	Department	FTE Change	IMPACT	FUND
Horticultural Technician	Parks & Recreation	1.00	\$ 54,025	General
Justification		Grade	Type	Status
The recent Staffing and Organizational Assessment recommended the addition of a second Horticultural Technician. This position is needed due to the increased parkland in the City of Dunedin with the addition of the Gladys Douglas Preserve.		A51	New	Approved
Position	Department	FTE Change	IMPACT	FUND
Youth Services Recreation Coordinator	Parks & Recreation	1.00	\$ 86,319	General
Justification		Grade	Type	Status
The recent Staffing and Organizational Assessment recommended the addition of Youth Services Recreation Coordinator to supervise site-supervisors, coordinate trainings and ensure regulation compliance and program quality.		A57	New	Approved
Position	Department	FTE Change	IMPACT	FUND
Craftworker II	Parks & Recreation	1.00	\$ 54,025	Facilities
Justification		Grade	Type	Status
The recent Staffing and Organizational Assessment recommended the addition of a Craftworker II position to support more proactive and timely facility maintenance activities.		A51	New	Approved
Position	Department	FTE Change	IMPACT	FUND
Lead Craftworker (HVAC)	Parks & Recreation	1.00	\$ 69,154	Facilities
Justification		Grade	Type	Status
The recent Staffing and Organizational Assessment recommended the addition of a second Lead Craftworker position dedicated to HVAC maintenance due to the workload.		A54	New	Approved
Position	Department	FTE Change	IMPACT	FUND
Environmental Specialist I	Sanitation and Recycling	1.00	\$ 61,538	Solid Waste
Justification		Grade	Type	Status
With the transition of the Sustainability Coordinator to the City Manager's office, there was a need to have a dedicated position in the Sanitation and Recycling Division. This position was approved by City Commission as the Sanitation and Recycling Program Specialist.		A53	New	Approved

FY 2024 PERSONNEL REQUESTS CONTINUED

Position	Department	FTE Change	IMPACT	FUND
Business Analyst	Public Works	1.00	\$ 66,854	Stormwater
Justification		Grade	Type	Status
The recent Staffing and Organizational Assessment recommended the addition of a Business Analyst in the Public Works Department. This position will support operational practices, asset / maintenance management and to analyze work data and business processes.		A54	New	Approved
Position	Department	FTE Change	IMPACT	FUND
Environmental Specialist I	Public Works	1.00	\$ 61,538	Stormwater
Justification		Grade	Type	Status
With the possible reorganization of the Stormwater crew and additional duties assigned to the Stormwater Program Manager, there is a need for additional support in maintaining compliance with the Federal NPDES MS4 permit, data collection and permit inspections.		A53	New	Approved
Position	Department	FTE Change	IMPACT	FUND
Water Maintenance Mechanic	Utilities and Engineering	1.00	\$ 63,638	Water / WW
Justification		Grade	Type	Status
The recent Staffing and Organizational Assessment recommended the addition of a second Water Maintenance Mechanic to increase proactive maintenance and cleaning of the plant.		A53	New	Approved
IMPACT OF APPROVED PERSONNEL REQUESTS		9.00	\$ 583,945	

FY 2023 PERSONNEL REQUESTS

Position	Department	FTE Change	IMPACT	FUND
General Manager of Golf Operations	Athletics (20%)	1.00	\$ 23,020	General
	General Administration (80%)		\$ 89,980	Golf
Justification		Grade	Type	Status
The City will be taking over operation of the Dunedin Golf Club, effective June 1, 2023. The General Manager is being recruited in 2022 to assist with the transition, as well as coordinate the renovation of the golf course.		A30	New	Approved
Position	Department	FTE Change	IMPACT	FUND
Budget/Financial Analyst	Finance (20%)	1.00	\$ 3,630	General
	General Administration (80%)		\$ 14,495	Golf
Justification		Grade	Type	Status
The City will be taking over operation of the Dunedin Golf Club, effective June 1, 2023. This position is recommended to be integrated into the City's Pay Plan at that time.		A18	New	Approved
Position	Department	FTE Change	IMPACT	FUND
Head Golf Professional	Pro Shop	1.00	\$ 24,450	Golf
Justification		Grade	Type	Status
The City will be taking over operation of the Dunedin Golf Club, effective June 1, 2023. This position is recommended to be integrated into the City's Pay Plan at that time.		A22	New	Approved
Position	Department	FTE Change	IMPACT	FUND
Assistant Golf Professional	Pro Shop	1.00	\$ 13,375	Golf
Justification		Grade	Type	Status
The City will be taking over operation of the Dunedin Golf Club, effective June 1, 2023. This position is recommended to be integrated into the City's Pay Plan at that time.		A15	New	Approved
Position	Department	FTE Change	IMPACT	FUND
Administrative Assistant	Pro Shop	1.00	\$ 13,200	Golf
Justification		Grade	Type	Status
The City will be taking over operation of the Dunedin Golf Club, effective June 1, 2023. This position is recommended to be integrated into the City's Pay Plan at that time.		A13	New	Approved

FY 2023 PERSONNEL REQUESTS CONTINUED

Position	Department	FTE Change	IMPACT	FUND
Golf Shop Attendant	Pro Shop	1.00	\$ 10,400	Golf
Justification		Grade	Type	Status
The City will be taking over operation of the Dunedin Golf Club, effective June 1, 2023. This position is recommended to be integrated into the City's Pay Plan at that time.		A9	New	Approved
Position	Department	FTE Change	IMPACT	FUND
Cart/Range Attendant	Pro Shop	2.00	\$ 20,150	Golf
Justification		Grade	Type	Status
The City will be taking over operation of the Dunedin Golf Club, effective June 1, 2023. These positions are recommended to be integrated into the City's Pay Plan at that time.		A9	New	Approved
Position	Department	FTE Change	IMPACT	FUND
Cart/Range Attendant (3 VOD's)	Pro Shop	1.50	\$ 13,150	Golf
Justification		Grade	Type	Status
The City will be taking over operation of the Dunedin Golf Club, effective June 1, 2023. These positions are recommended to be integrated into the City's Pay Plan at that time.		A9	New	Approved
Position	Department	FTE Change	IMPACT	FUND
Paramedic	Fire/EMS	3.00	\$ 297,000	General
Justification		Grade	Type	Status
The City has requested that Pinellas County EMS fund Rescue 60. If approved, the County will reimburse the department for one additional Paramedic for each shift, for a total of three positions. These positions are funded by Pinellas County for salaries/benefits and any EMS related items.		C16	New	Approved
Position	Department	FTE Change	IMPACT	FUND
HR Administrative Assistant	HR (75%) Communications (25%)	1.00	\$ 48,000	General
Justification		Grade	Type	Status
With the opening of the new City Hall, a full-time, regular position is needed at the front desk in the lobby, and to handle incoming/outcoming mail. The position will be assigned to HR/Risk Management; Communications will share this position for day to day administrative duties. This position replaces the two part-time mail clerks in the City Clerk's Office.		A13	New	Approved
Position	Department	FTE Change	IMPACT	FUND
Mail Clerk	City Clerk	(1.00)	\$ (35,900)	General
Justification		Grade	Type	Status
Remove two mail clerks at .5 FTE each		A7	Remove	Approved
IMPACT OF APPROVED PERSONNEL REQUESTS		12.50	\$ 534,950	

UPDATE ON FY 2022 NEW POSITIONS

Position	Department/Division	FTE	Fund
Wastewater Collections VOD	Wastewater Collections	0.63	WaterWW
Former City employee was hired in the prior budget year into a vacant service worker position. The employee was transferred into the VOD position, and a full-time service worker was hired into the vacated position.			
IT Services Network Administrator	IT Services	1.00	IT Services
The additional IT Services Network Administrator position was filled in FY22 to help support the current and future network infrastructure needs of the City.			

UPDATE ON FY 2021 NEW POSITIONS

Position	Department/Division	FTE	Fund
N/A	N/A	N/A	N/A
There were no new positions in FY 2021.			

UPDATE ON FY 2020 NEW POSITIONS

Position	Department/Division	FTE	Fund
Park Attendant III	Parks & Recreation	1.00	General
The Park Attendant was approved last fiscal year in order to provide the higher level attention that was needed for both the Dunedin Causeway and Hammock Park. The position works all weekends, covering the busiest days at both facilities. The employee in the position has been an asset to the City since being selected for the position, exceeding expectations in being able to effectively monitor and maintain both facilities. Staff has received kudos on the employee's behalf from residents for the maintenance, increased responsiveness, and attention to detail, especially in regards to the restrooms and litter which historically have received the highest complaints.			
Position	Department/Division	FTE	Fund
Traffic Engineer	Streets	0.70	General
Traffic Engineer	Risk Safety	0.30	Risk
The Traffic Engineer position has proven to be a difficult position to fill. It was originally approved as a Grade 25. As a result of last year's classification and compensation study, the position was recommended and approved to be reclassified to a Grade 28 and reposted. In the absence of filling the position, Staff has been working with a Traffic Consultant. Going forward, Staff will revisit the job description and current salary grade to determine if any additional revisions are necessary.			

UPDATE ON FY 2019 NEW POSITIONS

Position	Department/Division	FTE	Fund
Parks Maintenance Worker I	Parks & Recreation	2.60	General
With addition of the PMWI position, the Parks Division is able to keep up with litter and trash on a seven day a week basis. We are able to keep two people on every Saturday and Sunday to pick up litter in our parks from the Causeway to Jerry Lake. Our standards on our ball fields are much higher, and we have received compliments from the Little League President. We have been able to stay ahead of our work orders, and are able to keep up with general work and setting up and tearing down for special events. Staff have been able to stay with their crews and not get pulled away as much as in the past. We have been able to get more projects done. There is more time for training, and parks overall are looking much better.			
Position	Department/Division	FTE	Fund
Public Services Maint. Worker I	Public Services - Streets	1.00	General
Public Services Maint. Worker I	Public Services - Stormwater	1.00	Stormwater
Foreman	Public Services - Facilities	1.00	Facilities
One position is assigned to Streets and works on the tree crew; the other is in Stormwater and works on the VAC Truck. There was a delay in filling the positions: the Streets position was filled in March, while the Stormwater position was filled in April after interviewing several candidates. One of the Public Service Maintenance Workers was hired from the City's Apprenticeship Program, a partnership with the Public Works Academy. The custodial foreman position has worked out very well; he is doing a great job. The statistics on how well the custodial contract is working out should be available within the next six weeks.			

UPDATE ON FY 2019 NEW POSITIONS CONTINUED

Position	Department/Division	FTE	Fund
Building Inspector	Building	1.00	Building
<p>Given the market, it took longer than expected to fill the position, but the new person came on board in April. We now have a full compliment of staff with four full-time inspectors, three of them holding multiple certifications, so we have good coverage. We do have a supplemental inspection services contract that we use as necessary, but with this position filled, we have not had to use them. It's good timing with the Blue Jays Stadium project and some of the other projects coming up.</p>			

UPDATE ON FY 2018 NEW POSITIONS

Position	Department/Division	FTE	Fund
Public Information Coordinator	Community Relations	1.00	General
<p>The new Public Information Coordinator (PIC) has worked on Parking, the implementation of an Instagram account for the City, and the Citizens Academy. The new online "Your City at Work" is also another project designed and maintained by the PIC. The position has rounded out the department and provides for a backup to the Department Director during hurricane season.</p>			
Position	Department/Division	FTE	Fund
P/T Code Enforcement Inspector	Planning & Development	VOD	General
<p>The half-time Code Enforcement Inspector has reviewed Business Tax Receipts, and 1,039 businesses were found in Dunedin: 417 are currently registered for a Business Tax Receipt, 464 are not registered and 158 need to be field verified. All 1,039 received a letter explaining the process for renewal and it was fully expected to double the receipts in that category.</p>			
Position	Department/Division	FTE	Fund
Planner II	Planning & Development	1.00	General
<p>The Planner II has worked with two interns and made a significant impact on outstanding projects related to the Florida Department of Transportation, Forward Pinellas and the Comprehensive Plan. The Planner II has completed three of the nine elements including a narrative of explanation which will be available online. Moving forward, the Comprehensive Plan is expected to also be on the GIS system as well.</p>			
Position	Department/Division	FTE	Fund
Firefighter/Paramedic	Fire	1.00	General
<p>The new Firefighter/Paramedic was certified as a County Paramedic, and is now able to go out and fulfill the responsibilities of Firefighter/Paramedic. Since coming on board, there has been a reduction of 576 hours of overtime, which is twenty-four 24-hour shifts. The new position has resulted in a savings of \$18,000. This position also allows the department to comply with NFPA 17 recommendation for 4-person units and a 2-in/2-out for any type of structure fire. All shifts are now up to 16 personnel.</p>			
Position	Department/Division	FTE	Fund
P/T Water Service Worker	Water/Wastewater	VOD	General
<p>This position was requested to assist the Water Division with special projects, thereby freeing staff to concentrate on maintenance and repairs.</p>			



This page intentionally left blank.

