

**RESOLUTION 23-13**

**A RESOLUTION OF THE CITY COMMISSION OF THE CITY OF DUNEDIN, FLORIDA, ADOPTING THE FINAL OPERATING AND CAPITAL BUDGET FOR THE CITY OF DUNEDIN, FLORIDA, FOR THE FISCAL YEAR COMMENCING OCTOBER 1, 2023 AND ENDING SEPTEMBER 30, 2024; AND PROVIDING FOR AN EFFECTIVE DATE**

**WHEREAS**, the City is required to adopt the final budget in accordance with the procedures set forth in section 200.065, Florida Statutes; and

**WHEREAS**, the City Commission has examined and carefully considered the Fiscal Year 2023-24 Tentative Operating and Capital Budget; and

**WHEREAS**, the City Commission held a public hearing and adopted the Tentative Fiscal Year 2023-24 Operating and Capital Budget at a public meeting on September 06, 2023; and

**WHEREAS**, the City of Dunedin, Florida, set forth the appropriations, revenue and balance estimates for the Final Operating and Capital Budget for the Fiscal Year 2023-24 in the amount of \$133,282,528, as detailed in Exhibit A.

**NOW, THEREFORE, BE IT RESOLVED BY THE CITY COMMISSION OF THE CITY OF DUNEDIN, FLORIDA, IN SESSION DULY AND REGULARLY ASSEMBLED, THAT:**


**SECTION 1.** The above recitals are true, correct, and incorporated by reference as if set forth fully herein.

**SECTION 2.** The Fiscal Year 2023-24 Final Operating and Capital Budget, attached hereto as Exhibit A, including such changes as directed and approved by the City Commission, if any, is hereby adopted for the Fiscal Year commencing October 1, 2023 and ending September 30, 2024.


**SECTION 3.** From the effective date of said budget, the amounts stated therein as proposed expenditures shall be and become available for appropriation to the several objects and purposes identified in said budget.

**SECTION 4.** This Resolution shall become effective immediately upon its passage and adoption.


**PASSED AND ADOPTED BY THE CITY COMMISSION OF THE CITY OF DUNEDIN, FLORIDA, THIS 21st DAY OF SEPTEMBER 2023.**

  
Julie Ward Bujalski  
Mayor

ATTEST:

  
Rebecca Schlichter  
City Clerk

APPROVED AS TO FORM:

  
Jennifer Cowan  
City Attorney

## BUDGET SUMMARY CITY OF DUNEDIN, FLORIDA - FY 2024

THE PROPOSED OPERATING AND CAPITAL BUDGET EXPENDITURES OF THE CITY OF DUNEDIN, FL FOR FY 2024 ARE 18% HIGHER THAN LAST YEAR'S TOTAL OPERATING AND CAPITAL EXPENDITURES.

Millage Rate  
4.1345

**Beginning Reserves\* 10/1/2023**  
*(includes restricted and assigned)*

**ESTIMATED REVENUES:**

Property Taxes  
Other Taxes  
Licenses, Permits, Fees  
Intergovernmental Revenue  
Charges for Services  
Fines & Forfeitures  
Miscellaneous Revenues  
Internal Service Charges

**TOTAL REVENUES**

Debt Proceeds  
Transfers In  
**TOTAL REVENUES AND OTHER FINANCING SOURCES**

**TOTAL ESTIMATED REVENUES AND BEGINNING RESERVES**

**EXPENDITURES/EXPENSES:**

General Government  
Public Safety  
Culture and Recreation  
Economic Environment  
Transportation  
Solid Waste  
Water/Wastewater  
Stormwater  
Marina  
Golf Operations  
Internal Services  
Debt Service

**TOTAL EXPENDITURES/EXPENSES**

Transfers Out  
**TOTAL EXPENDITURES/EXPENSES AND OTHER FINANCING USES**

**Ending Reserves\* 9/30/2024**  
*(includes restricted and assigned)*

**TOTAL APPROPRIATED EXPENDITURES AND ENDING RESERVES**

	General Fund FY 2024	Special Revenue Funds FY 2024	Enterprise Funds FY 2024	Net Total (w/o internal service funds) FY 2024	Internal Service Funds FY 2024	TOTAL BUDGET FY 2024
<b>Beginning Reserves* 10/1/2023</b> <i>(includes restricted and assigned)</i>	\$ 13,183,890	\$ 19,762,561	\$ 51,955,281	\$ 84,901,732	\$ 19,229,241	\$ 104,130,973
<b><u>ESTIMATED REVENUES:</u></b>						
Property Taxes	\$ 15,607,451	\$ 2,034,281	\$ -	\$ 17,641,732	\$ -	\$ 17,641,732
Other Taxes	5,468,000	6,103,300	-	11,571,300	-	11,571,300
Licenses, Permits, Fees	3,364,075	1,160,500	362,800	4,887,375	-	4,887,375
Intergovernmental Revenue	5,617,100	1,000,000	1,988,322	8,605,422	-	8,605,422
Charges for Services	7,906,539	358,000	34,292,529	42,557,068	-	42,557,068
Fines & Forfeitures	169,600	-	128,000	297,600	-	297,600
Miscellaneous Revenues	924,110	2,484,400	1,835,435	5,243,945	88,500	5,332,445
Internal Service Charges	-	-	-	-	17,175,359	17,175,359
<b>TOTAL REVENUES</b>	<b>\$ 39,056,875</b>	<b>\$ 13,140,481</b>	<b>\$ 38,607,086</b>	<b>\$ 90,804,442</b>	<b>\$ 17,263,859</b>	<b>\$ 108,068,301</b>
Debt Proceeds	-	10,357,000	-	10,357,000	-	10,357,000
Transfers In	28,400	882,152	234,860	1,145,412	-	1,145,412
<b>TOTAL REVENUES AND OTHER FINANCING SOURCES</b>	<b>\$ 39,085,275</b>	<b>\$ 24,379,633</b>	<b>\$ 38,841,946</b>	<b>\$ 102,306,854</b>	<b>\$ 17,263,859</b>	<b>\$ 119,570,713</b>
<b>TOTAL ESTIMATED REVENUES AND BEGINNING RESERVES</b>	<b>\$ 52,269,166</b>	<b>\$ 44,142,194</b>	<b>\$ 90,797,227</b>	<b>\$ 187,208,587</b>	<b>\$ 36,493,100</b>	<b>\$ 223,701,686</b>
<b><u>EXPENDITURES/EXPENSES:</u></b>						
General Government	\$ 7,378,826	\$ 210,000	\$ -	\$ 7,588,826	\$ -	\$ 7,588,826
Public Safety	15,739,199	1,418,625	-	17,157,824	-	17,157,824
Culture and Recreation	15,931,809	13,410,585	-	29,342,394	-	29,342,394
Economic Environment	-	10,903,375	-	10,903,375	-	10,903,375
Transportation	2,166,996	1,723,000	-	3,889,996	-	3,889,996
Solid Waste	-	-	7,581,224	7,581,224	-	7,581,224
Water/Wastewater	-	-	22,263,620	22,263,620	-	22,263,620
Stormwater	-	-	5,154,702	5,154,702	-	5,154,702
Marina	-	-	620,898	620,898	-	620,898
Golf Operations	-	-	1,541,434	1,541,434	-	1,541,434
Internal Services	-	-	-	-	17,762,826	17,762,826
Debt Service	188,593	6,691,045	1,450,349	8,329,987	10	8,329,997
<b>TOTAL EXPENDITURES/EXPENSES</b>	<b>\$ 41,405,423</b>	<b>\$ 34,356,630</b>	<b>\$ 38,612,227</b>	<b>\$ 114,374,280</b>	<b>\$ 17,762,836</b>	<b>\$ 132,137,116</b>
Transfers Out	629,860	46,852	468,700	1,145,412	-	1,145,412
<b>TOTAL EXPENDITURES/EXPENSES AND OTHER FINANCING USES</b>	<b>\$ 42,035,283</b>	<b>\$ 34,403,482</b>	<b>\$ 39,080,927</b>	<b>\$ 115,519,692</b>	<b>\$ 17,762,836</b>	<b>\$ 133,282,528</b>
<b>Ending Reserves* 9/30/2024</b> <i>(includes restricted and assigned)</i>	10,233,883	9,738,712	\$ 51,716,300	71,688,895	18,730,264	90,419,158
<b>TOTAL APPROPRIATED EXPENDITURES AND ENDING RESERVES</b>	<b>\$ 52,269,166</b>	<b>\$ 44,142,194</b>	<b>\$ 90,797,227</b>	<b>\$ 187,208,587</b>	<b>\$ 36,493,100</b>	<b>\$ 223,701,686</b>