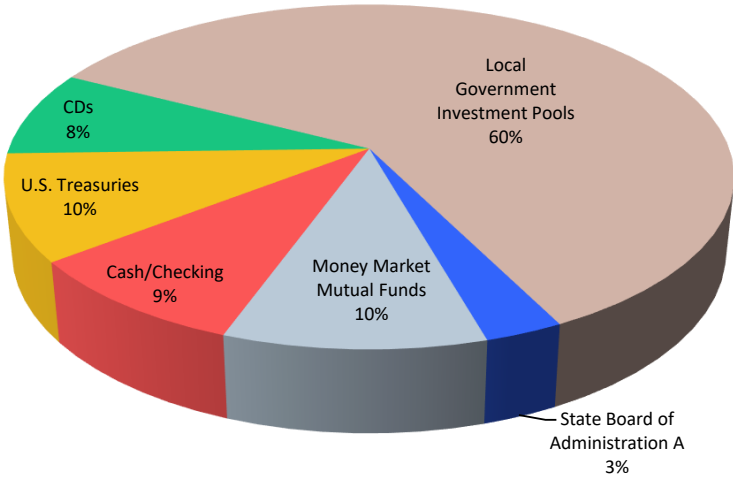


# October 2021 Investment Report

## Allocation by Investment Type



## Current Yields as of October 2021

Portfolio : 0.16%

3 Month Treasury : 0.06%

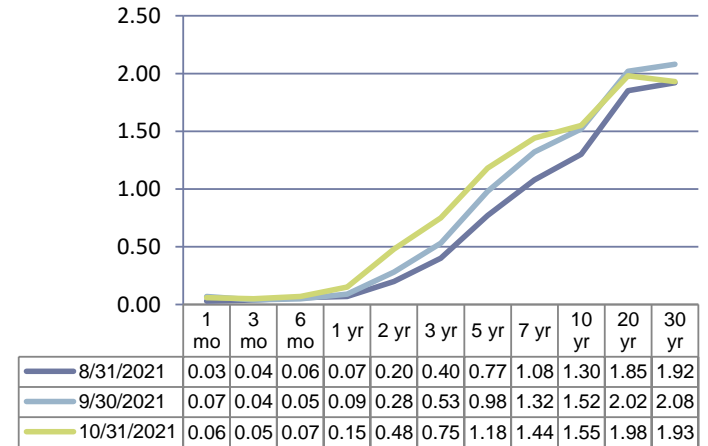
6 Month Treasury : 0.07%

1 Year Treasury : 0.15%

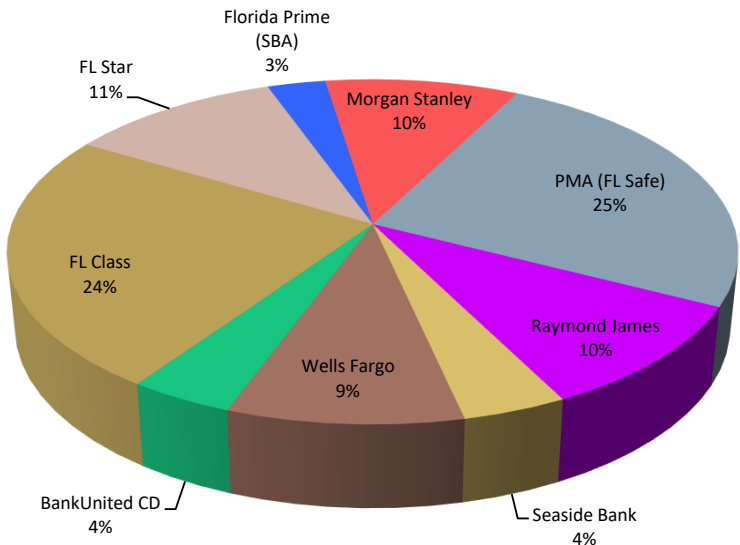
3 Year Treasury : 0.75%

5 Year Treasury : 1.18%

## Treasury Yield Curve (Past 3 Months)



## Allocation by Financial Institution



## Interest/Dividend Detail October 2021

Bank/Firm	or Interest
FL Class	\$863
PMA (FL Safe)	\$775
Morgan Stanley	\$298
FL Star	\$290
Florida Prime (SBA)	\$190
Raymond James	\$1

Accrued-See Detail \$6,787.05

## Upcoming Maturities

11/24/21	BankUnited CD CD-13136
02/22/22	BankUnited CD CD-13432
02/28/22	Seaside Bank CD-28243
03/11/22	BankUnited CD CD-112268
04/30/22	Seaside Bank CD - 8476
07/01/23	Seaside Bank CD - 57085
12/29/23	Raymond James 3134GWBX7
05/06/24	Raymond James 3133EMYR7
07/15/24	Raymond James 3135GAC90
02/10/25	Raymond James 3133EMZ70

**OCTOBER**  
**ACCRUED INTEREST DETAIL**



	Investment Desc	Accrued
1	BankUnited CD	170.08
2	Fed Mtg Note (Ray James)	520.84
3	Fed Mtg Note (Ray James)	250.00
4	BankUnited CD	212.79
5	Fed Mtg Note (Ray James)	208.33
6	BankUnited CD	170.10
8	Fed Farm Credit Bank (Ray J.	312.50
9	Fed Mtg Note (Ray James)	416.67
10	Fed Farm Credit Bank (Ray J.	400.00
11	Fed Mtg Note (Ray James)	416.67
19	Seaside Bank 36mo CD	2,157.40
20	Seaside Bank 24mo CD	89.26
24	Seaside Bank CD	1,462.41
		<b>6,787.05</b>

**INVESTMENT POLICY COMPLIANCE**

Diversity by Security Type	% of Invested	In
<u>Policy Maximums</u>	<u>Total</u>	<u>Compliance</u>
95% US Treasury Max	10.0%	Yes
40% Gov't Enterprises Max	0.0%	Yes
75% Local Gov't Invest Pools Max	60.0%	Yes
5% State Board of Admin Max	3.0%	Yes
10% State & Local Gov't Max	0.0%	Yes
40% CD's Max	8.0%	Yes
10% Corporate Debt Max	0.0%	Yes
40% Commercial Paper	0.0%	Yes
10% Repurchase Agreements Max	0.0%	Yes
<u>Individual Security Max</u>		
25% Max in Single Security	9.8%	Yes
<u>Individual Financial Institution Max</u>		
50% Max in any One Institution	24.9%	Yes

## Current Holdings - Detail

Type	Broker/Dealer	ID	% of Holdings	Maturity	Rate	Balance
Cash	Wells Fargo	4355704495	8.62%	N/A	0.00%	\$6,194,145
Cash	Raymond James	RJ-603D0210	0.25%	N/A	0.01%	\$180,356
Money Market Mutual Funds	Morgan Stanley	756025986	9.75%	N/A	0.05%	\$7,005,524
Certificates of Deposit (QPD's)	Seaside Bank	CD-28243	1.39%	2/28/22	1.75%	\$1,000,000
Certificates of Deposit (QPD's)	Seaside Bank	CD - 57085	1.46%	7/1/23	0.10%	\$1,050,710
Certificates of Deposit (QPD's)	Seaside Bank	CD - 8476	1.39%	4/30/22	2.50%	\$1,000,000
Certificates of Deposit (QPD's)	BankUnited CD	CD-13136	1.39%	11/24/21	0.25%	\$1,000,000
Certificates of Deposit (QPD's)	BankUnited CD	CD-13432	1.39%	2/22/22	0.20%	\$1,000,000
Certificates of Deposit (QPD's)	BankUnited CD	CD-112268	1.39%	3/11/22	0.55%	\$1,000,000
U.S. Treasuries and Federal Agencies	Raymond James	3130AN7M6	1.38%	4/21/25	0.63%	\$992,710
U.S. Treasuries and Federal Agencies	Raymond James	3130ANK74	1.38%	5/23/25	0.50%	\$991,610
U.S. Treasuries and Federal Agencies	Raymond James	3133EMYR7	1.39%	5/6/24	0.38%	\$995,470
U.S. Treasuries and Federal Agencies	Raymond James	3133EMZ70	1.38%	2/10/25	0.48%	\$991,160
U.S. Treasuries and Federal Agencies	Raymond James	3134GWXB7	1.39%	12/29/23	0.30%	\$996,970
U.S. Treasuries and Federal Agencies	Raymond James	3135G04Z3	1.37%	6/17/25	0.50%	\$984,050
U.S. Treasuries and Federal Agencies	Raymond James	3135GAC90	1.38%	7/15/24	0.25%	\$991,360
Local Government Investment Pools	FL Star	Acct - 11110	11.16%	N/A	0.04%	\$8,017,259
Local Government Investment Pools	FL Class	Acct - 0001	23.88%	N/A	0.06%	\$17,157,466
Local Government Investment Pools	PMA (FL Safe)	Acct - 0101	24.94%	N/A	0.06%	\$17,919,785
State Board of Administration A	Florida Prime (SBA)	Acct - 1161	3.31%	N/A	0.09%	\$2,381,267
			<b>100.00%</b>			<b>\$ 71,849,841</b>