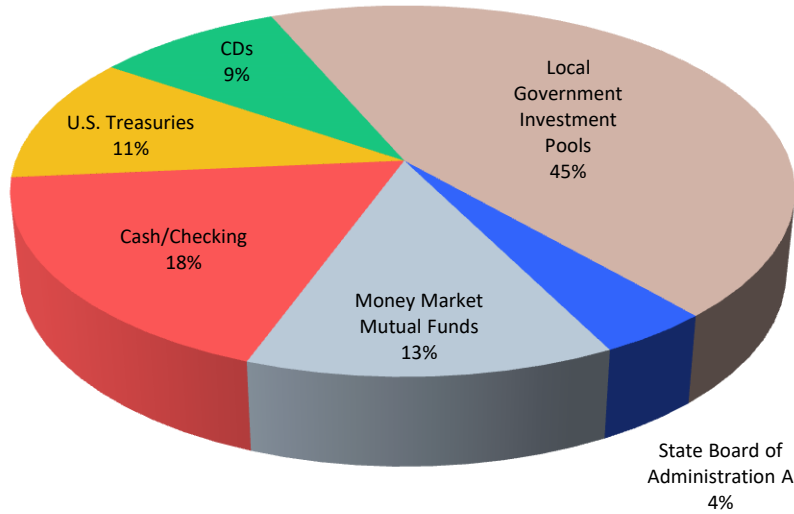


October 2020 Investment Report

Allocation by Investment Type



Current Yields as of October 2020

Portfolio : 0.43%

3 Month Treasury : 0.08%

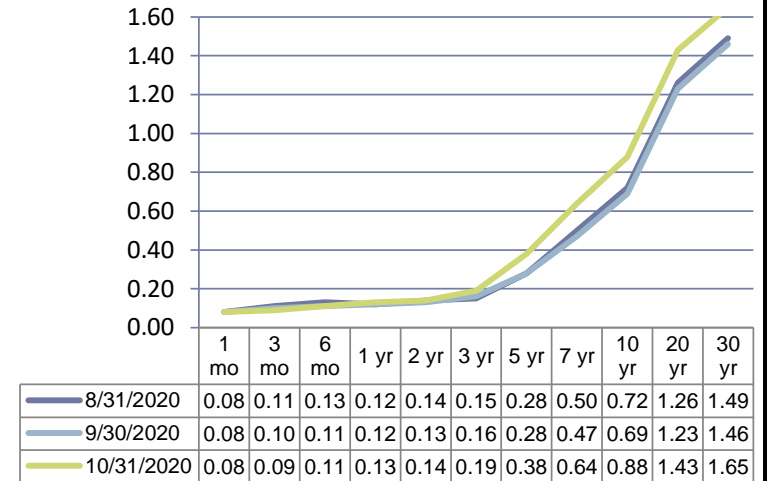
6 Month Treasury : 0.11%

1 Year Treasury : 0.13%

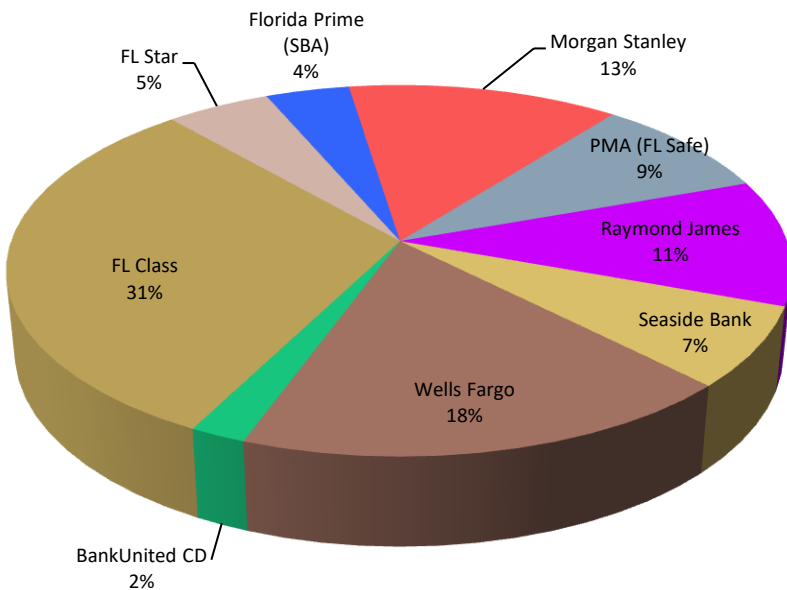
3 Year Treasury : 0.19%

5 Year Treasury : 0.38%

Treasury Yield Curve (Past 3 Months)



Allocation by Financial Institution



Interest/Dividend Detail October 2020

Bank/Firm	or Interest
FL Class	\$3,393
PMA (FL Safe)	\$870
Morgan Stanley	\$703
Florida Prime (SBA)	\$595
FL Star	\$168
Raymond James	\$2

Accrued-See Detail \$13,710.20

Upcoming Maturities

12/31/20	Raymond James 912828A83
02/28/21	Raymond James 912828P87
03/11/21	BankUnited CD CD-112268
07/01/21	Seaside Bank CD - 57085
07/15/21	Raymond James 912828Y20
07/29/21	Seaside Bank CD-55873
08/31/21	Raymond James 912828D72
02/28/22	Seaside Bank CD-28243
04/30/22	Seaside Bank CD - 8476
01/27/23	Raymond James 3134GWER3
12/29/23	Raymond James 3134GWXB7

OCTOBER
ACCRUED INTEREST DETAIL



Investment Desc	Accrued
1 BankUnited CD	466.31
2 Fed Mtg Note (Ray James)	291.66
3 Fed Mtg Note (Ray James)	250.00
7 US Treasury Note(Ray Jms)	1,657.46
19 Seaside Bank 36mo CD	2,104.77
20 Seaside Bank 24mo CD	2,166.04
21 Seaside Bank 12mo CD	328.22
24 Seaside Bank CD	1,437.33
28 Fed Mtg Note (Ray James)	1,936.14
32 US Treasury Note (Ray Jms)	932.32
33 US Treasury Note (Ray Jms)	2,139.95
	13,710.20

INVESTMENT POLICY COMPLIANCE

Diversity by Security Type	% of Invested	In
<u>Policy Maximums</u>	<u>Total</u>	<u>Compliance</u>
95% US Treasury Max	11.0%	Yes
40% Gov't Enterprises Max	0.0%	Yes
75% Local Gov't Invest Pools Max	45.0%	Yes
5% State Board of Admin Max	4.0%	Yes
10% State & Local Gov't Max	0.0%	Yes
40% CD's Max	9.0%	Yes
10% Corporate Debt Max	0.0%	Yes
40% Commercial Paper	0.0%	Yes
10% Repurchase Agreements Max	0.0%	Yes
<u>Individual Security Max</u>		
25% Max in Single Security	17.6%	Yes
<u>Individual Financial Institution Max</u>		
50% Max in any One Institution	31.5%	Yes

Current Holdings - Detail

Type	Broker/Dealer	ID	% of Holdings	Maturity	Rate	Balance
Cash	Wells Fargo	4355704495	17.60%	N/A	0.00%	\$9,584,816
Cash	Raymond James	RJ-603D0210	0.19%	N/A	0.01%	\$102,506
Money Market Mutual Funds	Morgan Stanley	756025986	12.85%	N/A	0.12%	\$7,001,958
Certificates of Deposit (QPD's)	BankUnited CD	CD-112268	1.84%	3/11/21	0.55%	\$1,000,000
Certificates of Deposit (QPD's)	Seaside Bank	CD-28243	1.84%	2/28/22	1.75%	\$1,000,000
Certificates of Deposit (QPD's)	Seaside Bank	CD - 57085	1.84%	7/1/21	2.50%	\$1,000,000
Certificates of Deposit (QPD's)	Seaside Bank	CD - 8476	1.84%	4/30/22	2.50%	\$1,000,000
Certificates of Deposit (QPD's)	Seaside Bank	CD-55873	1.84%	7/29/21	0.40%	\$1,000,000
U.S. Treasuries and Federal Agencies	Raymond James	3134GWER3	1.84%	1/27/23	0.35%	\$1,001,070
U.S. Treasuries and Federal Agencies	Raymond James	3134GWXB7	1.83%	12/29/23	0.30%	\$998,930
U.S. Treasuries and Federal Agencies	Raymond James	912828A83	1.84%	12/31/20	2.38%	\$1,003,560
U.S. Treasuries and Federal Agencies	Raymond James	912828D72	1.86%	8/31/21	2.00%	\$1,015,390
U.S. Treasuries and Federal Agencies	Raymond James	912828P87	1.84%	2/28/21	1.13%	\$1,003,360
U.S. Treasuries and Federal Agencies	Raymond James	912828Y20	1.87%	7/15/21	2.63%	\$1,017,460
Local Government Investment Pools	FL Star	Acct - 11110	4.62%	N/A	0.08%	\$2,515,428
Local Government Investment Pools	FL Class	Acct - 0001	31.46%	N/A	0.23%	\$17,138,434
Local Government Investment Pools	PMA (FL Safe)	Acct - 0101	8.65%	N/A	0.22%	\$4,711,504
State Board of Administration A	Florida Prime (SBA)	Acct - 1161	4.37%	N/A	0.29%	\$2,377,969
			100.00%			\$ 54,472,385